


MT-38

Parts Catalog



Model D-2



INTERNATIONAL HARVESTER COMPANY

180 NORTH MICHIGAN AVE.

CHICAGO 1, ILLINOIS, U.S.A.

GENERAL DATA

	HD-213 Engine	HD-174 Engine
Number of cylinders.....	6	6
Bore.....	$3\frac{5}{16}"$	3"
Stroke.....	$4\frac{1}{8}"$	$4\frac{1}{8}"$
Piston displacement.....	213.3 cu. inches	174.93 cu. inches
Horsepower (A.M.A.).....	26.3	21.6
Tread (front wheels).....		$58\frac{9}{32}"$
Tread (rear wheels).....		$58\frac{13}{16}"$
Wheelbase.....		113" or 125"
Capacity of fuel tank.....		13 gallons (U.S.)
Capacity of cooling system.....		$15\frac{1}{2}$ quarts (U.S.)
Oil sump capacity of engine (refill).....		6 quarts (U.S.)
Rear axle gear ratios.....		3.72 to 1 and 4.18 to 1

SERIAL NUMBERS

Engine number is stamped on upper crankcase, distributor side, front end.

Rear axle number is stamped on differential carrier.

Transmission number is stamped on rear face of transmission case, below countershaft.

Chassis serial number is stamped on capacity plate on right-hand side of dash, under hood:

Chassis Serial No. D-2-501 to D-2-35077.....built in 1937.

Chassis Serial No. D-2-35078 and up.....built in 1938.

Order Genuine Parts



Satisfactory and efficient service is endangered by purchasing imitation spare parts, as cheap parts invariably mean short life and high cost.

Spare parts supplied for "International" Trucks are identical with those used in building the Truck, and accurate workmanship and manufacturing equipment of the latest type insure interchangeability and proper fit.

If parts could be manufactured at a lower cost and sold at lower prices without sacrificing "International" quality, this would be done. The right material for the purpose and the knowledge acquired through thirty years of Truck building enables "International" to produce quality that will not be found in the imitation parts.

Remember that International Harvester Trucks deserve genuine parts.

INTERNATIONAL HARVESTER COMPANY

180 NORTH MICHIGAN AVE. CHICAGO 1, ILLINOIS, U.S.A.

Notice

This catalog contains parts for "Left-Hand Drive" and "Right-Hand Drive" models.

- 1—List is divided into groups corresponding to units on the truck, in which parts are listed in numerical order. (See Index on page 3)
- 2—Illustrations or "exploded" views with few exceptions are on alternate pages, arranged in keeping with the list.
- 3—Assemblies or parts having "complete" Nos. are shown at the end of each group or unit, together with a complete list of the parts comprising each assembly.
Truck Serial Numbers and other data will be found in the Unit Section and on the inside front cover.
- 4—Numerical Index contains complete list of all parts, showing part number and index to page in unit list.
- 5—Additions and changes to this list will be covered in "Service Bulletins" which must be recorded promptly, when received. New Part Nos. or changes can be made on pages provided following the units for Engine, Transmission, Rear Axle, etc.

Instructions for Ordering Parts

- (a) *All orders should be sent to the Branch House in charge of territory. Mention railroad station and county, also whether shipment is to go by parcel post, express or freight.*
- (b) *All parts, unless otherwise marked, were used upon first Model D-2 truck having Serial No. 501, and are still current.*
- (c) *Where the "Truck Serial Numbers" cannot be conveniently shown, the "unit" serial number appears. This is true of parts for Engine, Cabs and Bodies.*
- (d) *When ordering, give IHC part number, also Model and serial number of Truck. Don't order from the illustrations only, but refer to the list also. Prompt shipment will be aided by ordering parts on standard "Repair Order Blank" or on a separate sheet from other business matters. See following page for Telegraphic Code.*
- (e) *In ordering parts having no "IHC" number, or having a plain number only (without prefix or suffix), it will be necessary to mention the name of the unit or the name of the manufacturer.*
- (f) *Claims for shortage or error in the handling of an order for parts must be made upon receipt of goods.*
- (g) *Symbols are not included, as they appear in the Motor Truck Parts Price List.*

We reserve the right to make changes or improvements in the design or construction of any part without incurring the obligation to install such changes on any Truck previously delivered.

See page 192 for Numerical Index of Parts.
See pages 3 and 4 for Alphabetical Index to Units.

Telegraphic Code

Make use of the "International" code when telegraphing your order.

Use Part Numbers when ordering by mail.

All telegrams must be prepaid.

When the order can be transmitted in a ten-word day message, we advise that plain language be used, as nothing is saved by the use of code.

Instead of showing individual code words for each part, we have adopted a simpler plan, whereby the letters forming the key word "INTHARCODE" may be used to identify any spare part in this book.

Each letter represents a figure, as follows:

1	2	3	4	5	6	7	8	9	0
I	N	T	H	A	R	C	O	D	E

The letter "Z" is used to separate the numerals from the prefix or suffix letters.

Examples:

50903 H Piston ring.....**AEDETZH**
 52982 H Valve spring.....**ANDONZH**

Groups of letters or figures are charged as follows:

- Not more than 5 letters or 5 figures one word.
- 6 to 10 letters or 6 to 10 figures two words.
- Cablegrams—not more than 10 letters or 10 figures one word.
- Letters and figures combined in one group are counted separately.
- Fraction marks (/) and dashes (-) are counted as figures.
- Code words are now permitted in Night Letters and Day Letters.

Do not use "code" when ordering parts by mail.

INDEX TO UNITS

(See page 192 for Numerical Index of Parts)

Unit	Page	Unit	Page
Accelerator	33, 34	Electrical units and connections	51 to 81
Accessories	154	Engine (6 cylinder) (HD-213 and HD-174)	5 to 22
Adapters (speedometer)	95, 96	Engine front cover	14
Air cleaner (oil bath type) (A-C & United)	41	Engine supports, brackets, dust shields	20
Alumite lubricator fittings and grease gun	153	Engine mounting torsional rods	20
Ammeter (on instrument panel) (30-36 amp.)	51	Exhaust manifold	15
Automatic brake holding device (accessory)	154	Exhaust pipe	27
Axle shafts (rear axle)	111	Exhaust valves, inserts, springs, tappets	17
Axle shaft bearings (rear wheels)	111	Fan, fan belt, drive pulleys	18, 19
Backing plates (brake)	107, 111, 113	Fenders, side panels, brackets	146 to 148
Balance weights for wheels	121	Fender lamps, cables, mounting	79
Battery mounting parts	55	Flat back cowl and windshield (special)	155 to 158
Bendix starting motor drive parts	67	Flywheel, ring gear, housing	14
Bendix drive gears and pinions (rear axle)	111, 112, 113	Floorboards, floor mats, seals	149
Bodies (special)	154 to 190	Fluid pipes (hydraulic brakes)	125
Brake control parts on rear backing plates	113	Fog lamps (accessory)	154
Brake control (hydraulic)	125 to 129	Frames, side rails, crossmembers, gussets	150
Brake drums and grease guards	121 to 123	Front axle, tie rod and brakes	164 to 169
Brake pedal and connections	128	Front brake drums and wheel hubs	121 to 123
Brake shoes and lining	107	Front brake shoes, backing plates	107, 108
Brake shoe springs (in cartons)	108, 113	Front bumper	142, 143
Bulbs for lamps	69	Front fenders, side panels, brackets	146, 147
Bumpers	142 to 145	Front springs, shackles, brackets	137
		Front wheels, rims, side rings, clamps	119 to 123
		Front wheel hubs	121 to 123
Cab and "V" type cowl (Models HE & HEA)	168 to 172	Front wheel hydraulic brake cylinders	108
Cab marker lamps, cables, mounting	81	Front wheel bearings and adjusting nuts	107
Cab ventilator (accessory)	154	Fuel filter element (Zenith)	43, 45
Cables and connections (wiring)	55 to 59	Fuel gauges (tank and panel units)	46, 51
Camshaft, bushings, chain, sprocket	17	Fuel pump and connections (A-C)	40, 43
Carburetor and connections (Zenith)	36 to 40	Fuel pump and connections (large capacity) (special) (A-C)	45
Capacity plates	152	Fuel tank and piping	46
Chain for camshaft drive	17	Fuse (20 amp.)	54
Chassis springs, brackets, shackles	136 to 138	Gasket overhaul sets	5
Choke control	33, 34	Generator, relay and connections	52, 53
Clutch and clutch control	83, 85	Generator drive belts	61 to 65
Combination stop and tail lamp, mounting	73, 75	Grease caps, grease retainers, grease guards	111, 122, 123
Connecting rods, bearings	11, 12	Grease guns and fittings	153
Cowl ("V" type)	168 to 172	Governors and connections	35
Cowl (flat back type) (special)	155, 156	Hand brake (control parts)	128, 129
Cowl lamps, cables, mounting	77	Hand brake (rear shoe parts)	113, 115
Crankcase	5, 21	Hand tire pump	152
Crankcase gasket overhaul set	5	Handy governor	35
Crankshaft and bearing	13	Head lamps, wiring, mounting	71
Current regulator (generator)	53, 65, 66	Hood and hood catch	139 to 141
Cylinder head and block	5, 21	Horn and mounting brackets	54, 68
Cylinder head gasket overhaul set	5	Horn button, cable and connections	132, 135
		Hose (hydraulic brakes)	125
Driving lights (accessory)	154	Hot water heater (accessory)	154
Driven gears (speedometer)	95, 96	Hub caps	119 to 121
Defroster (for windshield) (accessory)	52 to 68	Hub felts and retainers	123
Delco-Remy units	54	Hydraulic brake control	125 to 129
Dimmer switch	52, 61	Hydraulic brake cylinders	108, 115, 127
Distributor and connections	52, 60, 61	Hydraulic brake "No-Rol" holding device (accessory)	154
Distributor vacuum control	52		
	171, 176		
Dome lamp, cables and connections	171, 179		
	187, 190		
Drag link (steering gear)	133, 135		

(continued on following page)

Index to Units—Continued

Unit	Page	Unit	Page
Ignition connections	52 to 68	Rear wheel hydraulic brake cylinders	115
Ignition coil	53, 67	Rear wheel parking brake	113, 115, 128, 129
Ignition switch	53, 67	Rear wheel parking brake shoe parts	113
Independent tail lamp switch	68		172, 177
Instrument cluster (on panel)	51	Rear view mirror	179, 184
Instrument panel lamp and socket	54		189
Instrument panel lamp switch	54	"Road King" driving light (accessory)	154
Instrument panel, moulding, braces	155, 156, 168, 173, 185	Roller bearings (in rear axle differential)	111, 112
Intake manifold	15	Running boards and supports	147
Intake valves, tappets, guides	17	Safety lights (accessory)	154
Junction blocks, cable connectors	55	Shock absorbers	142
King pins (front axle)	105	Spare tire carrier	176, 180, 183
Lamps and bulbs	69 to 81	Spare tire lock cylinder and parts	176
Leaking governor	73, 75, 152	Spare wheel cover	176
License plate brackets	152	Spare wheel lock cylinder and parts	54, 56
Lifting jack	52 to 81	Spark plugs, cables	95, 96
Lighting connections	54	Speedometers, gears, adapters	136 to 138
Lighting switch	153	Springs (front and rear)	
Lincoln lubricator fittings and grease gun	15	Stake body (Model HEC-7); sign panel (special)	181 to 183
Manifolds (intake and exhaust)	127	Starting connections	52 to 67
Master cylinder (hydraulic brakes)	127	Starting crank and connections	9
Master cylinder mounting parts	179	Starting motor and connections	53, 66
Milk delivery body (Model DM) (special)	27	Starting switch	53, 67
Muffler and tail pipe	154	Station wagon body (Model HED) (special)	184 to 188
"No-Rol" hydraulic brake holding device (accessory)	9	Steering gear and drag link	105
Oil filler, oil relief	23, 24, 25	Steering knuckles, arms, king pins	73, 75
Oil filter (De Luxe)	9	Stop and tail lamps, switch, mounting	189
Oil level gauge (bayonet type)	9	Stordor body (special)	73, 75
Oil pan	8, 22	Tail lamps	68
Oil pump, oil float	51	Tail lamp switch (independent)	177, 180
Oil pressure gauge	111	Tail lamp bracket, etc. (for bodies)	184
Oil seals, oil retainers, oil felts	123	Tail gate (for bodies)	180, 183
Oil slinger (rear wheel hub)	123		187, 188
Panel body and "V" type cowl (Models HE-6 and 7)	173 to 178	Tail pipe for muffler	27
Panel body ventilator (accessory)	154	Temperature indicator (water)	51
Parking brake (rear wheels)	128, 129	Thermostat	18
Parking brake rear shoe parts	113, 115	Throttle control	33, 34
Pick-up body (special)	189	Tie rod (front axle)	105, 107
Piping (hydraulic brakes); fittings	125	Tire carrier and lock (stake body)	143
Pistons, pins, piston rings	11, 12	Toeboards, mounting pads, seals, etc.	189
Piston ring overhaul set (HD-213 engine)	98 to 103	Tools	152
Propeller shaft and universal joints	101	Tool box and cover	149, 173
Propeller shaft dimensions	29, 30	Transmission (3 speed)	86 to 89
Radiator and connections	189	Transmission (4 speed) (special)	90 to 94
Radiator grill (for Stordor body)	111 to 117	Universal joints (on propeller shaft)	99, 102
Rear axle, differential and brakes	121 to 123	Ventilator for cabs and panel bodies (accessory)	154
Rear brake drums and wheel hubs	113, 115	Valves, springs, tappets, inserts, guides	17
Rear brake shoes and backing plates	142 to 145	Voltage and current regulator (generator)	53, 65, 66
Rear bumper	148, 179	Water pump, water outlet, thermostat	18, 19, 21
Rear fenders and supports	138	Water re-circulation system, thermostat	19
Rear springs, shackles, brackets	111	Wind shield and regulator (V-type)	159 to 163
Rear axle bearings	119 to 123	Windshield (flat back cowl) (special)	165, 166, 167
Rear wheels, rims, side rings and clamps	121 to 123	Windshield wiper	55 to 59
Rear wheel hubs	121 to 123	Wiring and wiring diagram	119 to 123
		Wheels, rims, side rings	107
		Wheel bearings	107
		Wheel cylinders (hydraulic)	108, 115

ENGINE (6-Cylinder) (Including Fan and Water Pump)

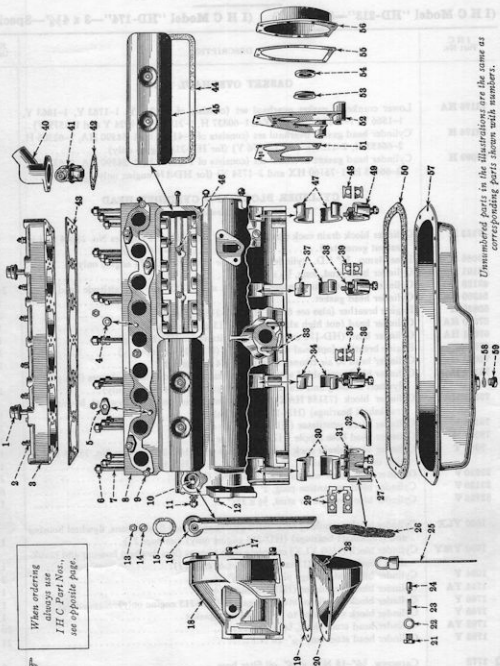
(I H C Model "HD-213"—3 $\frac{3}{16}$ x 4 $\frac{1}{8}$ ") (I H C Model "HD-174"—3 x 4 $\frac{1}{8}$ "—Special)

I H C Part No.	DESCRIPTION	No. Used
GASKET OVERHAUL SETS		
73176 HA	Lower crankcase gasket overhaul set (consists of 2-1738 Y, 1-1783 Y, 1-1863 Y, 1-1866 Y, 1-1922 Y, 1-1933 YA, 1-60837 H, 1-2163 Y, 1-1924 Y and 1-1579 Y)	1
73178 H	Cylinder head gasket overhaul set (consists of 1-41991 H, 1-34390 HA, 1-62305 H, 2-66453 H, 2-1754 Y and 1-1876 Y) (for HD-213 engine only)	1
79099 H	Cylinder head gasket overhaul set (consists of 1-41991 H, 1-34390 HA, 1-62305 H, 2-66453 H, 1-75160 HX and 2-1754 Y) (for HD-174 engine only)	1
CYLINDER BLOCK AND CYLINDER HEAD (See illustration on page 6)		
37143 D	Cylinder block drain cock (for trucks with high output generator) (HD-213 engines No. 25244 and up)	1
39086 H	Hose clamp, $\frac{3}{8}$ " I.D., cylinder head to air cleaner (HD-174 engine only)	1
42101 H	Cylinder head stud, long, $\frac{1}{4}$ " x 3 $\frac{3}{16}$ "	1
42128 H	Cylinder head stud nut washer, $\frac{13}{16}$ " I.D. x $\frac{7}{8}$ " O.D. (for high altitude head)	21
54390 HA	Cylinder head gasket	1
60836 H	Engine breather (also see 67990 H) (HD-213 engine only)	2
67000 HA	Cylinder head (not high altitude) (HD-213 engine only)	1
67001 HA	Cylinder head (HD-174 engine) (high altitude for HD-213 engine)	1
67990 H	Engine breather (optional with 60836 H) (HD-213 engine only)	2
75045 H	Cylinder head to air cleaner hose (HD-174 engine only)	1
75158 HAX	Cylinder block assembled with valve guides, studs and cylinder sleeves (less pistons, flywheel housing and crankshaft bearings) (HD-174 engine only)	1
75158 HAY	Cylinder block (75158 HAX) complete with pistons (less flywheel housing and crankshaft bearings) (HD-174 engine only)	1
76187 H	Cylinder block ventilator (HD-174 engine only)	1
78097 H	Cylinder head hose nipple (HD-174 engine only)	1
9983 T	Cylinder block drain cock (not for trucks with high output generator) (HD-213 engines No. 25244 and up)	1
22910 V	Oil filter boss screw washer, $\frac{3}{16}$ " I.D. x $\frac{5}{8}$ " O.D.	2
23139 V	Cylinder block expansion plug, 2"	6
52726 V	Cylinder block ventilator stud, $\frac{3}{8}$ x 2 $\frac{3}{4}$ "	1
1690 YLX	Cylinder block assembled with valve guides and studs (less pistons, flywheel housing and crankshaft bearings) (HD-213 engine only) (see page 21)	1
1690 YMY	Cylinder block (1690 YLX) complete with pistons (less flywheel housing and crankshaft bearings) (HD-213 engine only) (see page 21)	1
1694 Y	Cylinder block oil passage pipe plug, $\frac{3}{8}$ "	2
1744 YA	Cylinder block ventilator (HD-213 engine only)	1
1746 Y	Cylinder block ventilator stud nut gasket (HD-213 engine only)	1
1748 Y	Cylinder block ventilator to cylinder block gasket	1
1762 YA	Cylinder head stud, short, $\frac{1}{16}$ x 3 $\frac{3}{16}$ "	20
1763 Y	Cylinder head stud nut, $\frac{1}{16}$ "-20 N.F.	21
Q 1772	Capscrew, $\frac{3}{16}$ "-18 N.C. x $\frac{1}{2}$ ", oil filter boss	2
Q 1906	Hex. nut, $\frac{3}{16}$ "-24 N.F., cylinder block ventilator stud	1
	Pipe plug, $\frac{1}{4}$ " (square head) cylinder block	5
	Pine plug, $\frac{3}{8}$ " (square head) (in cylinder head)	1

ENGINE—6-Cylinder

Cylinder Head, Crankcase, Oil Pan, Flywheel Housing, Engine Front Cover

When ordering
always use
I H C Part Nos.,
see opposite page.



Unnumbered parts in the illustrations are the same as corresponding parts shown with numbers.

Index to Reference Numbers appearing in illustrations on opposite page.

Ref. No.	I. H. C. Part No.	Listed on Page	Ref. No.	I. H. C. Part No.	Listed on Page	Ref. No.	I. H. C. Part No.	Listed on Page
1	*60856 H	5	19	65241 H	14	40	60846 H	18
2	Spark plugs	54	20	61642 HX	14	41	{ 41980 H 41981 H }	18
3	*1888 YA	15	21	1923 H	9	42	41991 H	18
4	60844 H	15	23	1926 Y	9	43	54390 HA	5
5	60844 H	5	24	1925 YA	9	44	1754 Y	17
6	1763 Y	5	25	1750 YA	9	45	*62519 HX	17
7	42101 H	5	26	1750 YA	13	46	62498 H	17
8	{ 1762 YA 1763 Y 1764 Y 1765 Y 1766 Y 1767 Y 1768 Y 1769 Y 1770 Y 1771 Y 1772 Y 1773 Y 1774 Y 1775 Y 1776 Y 1777 Y 1778 Y 1779 Y 1780 Y 1781 Y 1782 Y 1783 Y 1784 Y 1785 Y 1786 Y 1787 Y 1788 Y 1789 Y 1790 Y 1791 Y 1792 Y 1793 Y 1794 Y 1795 Y 1796 Y 1797 Y 1798 Y 1799 Y 1800 Y 1801 Y 1802 Y 1803 Y 1804 Y 1805 Y 1806 Y 1807 Y 1808 Y 1809 Y 1810 Y 1811 Y 1812 Y 1813 Y 1814 Y 1815 Y 1816 Y 1817 Y 1818 Y 1819 Y 1820 Y 1821 Y 1822 Y 1823 Y 1824 Y 1825 Y 1826 Y 1827 Y 1828 Y 1829 Y 1830 Y 1831 Y 1832 Y 1833 Y 1834 Y 1835 Y 1836 Y 1837 Y 1838 Y 1839 Y 1840 Y 1841 Y 1842 Y 1843 Y 1844 Y 1845 Y 1846 Y 1847 Y 1848 Y 1849 Y 1850 Y 1851 Y 1852 Y 1853 Y 1854 Y 1855 Y 1856 Y 1857 Y 1858 Y 1859 Y 1860 Y 1861 Y 1862 Y 1863 Y 1864 Y 1865 Y 1866 Y 1867 Y 1868 Y 1869 Y 1870 Y 1871 Y 1872 Y 1873 Y 1874 Y 1875 Y 1876 Y 1877 Y 1878 Y 1879 Y 1880 Y 1881 Y 1882 Y 1883 Y 1884 Y 1885 Y 1886 Y 1887 Y 1888 Y 1889 Y 1890 Y 1891 Y 1892 Y 1893 Y 1894 Y 1895 Y 1896 Y 1897 Y 1898 Y 1899 Y 1900 Y 1901 Y 1902 Y 1903 Y 1904 Y 1905 Y 1906 Y 1907 Y 1908 Y 1909 Y 1910 Y 1911 Y 1912 Y 1913 Y 1914 Y 1915 Y 1916 Y 1917 Y 1918 Y 1919 Y 1920 Y 1921 Y 1922 Y 1923 Y 1924 Y 1925 Y 1926 Y 1927 Y 1928 Y 1929 Y 1930 Y 1931 Y 1932 Y 1933 Y 1934 Y 1935 Y 1936 Y 1937 Y 1938 Y 1939 Y 1940 Y 1941 Y 1942 Y 1943 Y 1944 Y 1945 Y 1946 Y 1947 Y 1948 Y 1949 Y 1950 Y 1951 Y 1952 Y 1953 Y 1954 Y 1955 Y 1956 Y 1957 Y 1958 Y 1959 Y 1960 Y 1961 Y 1962 Y 1963 Y 1964 Y 1965 Y 1966 Y 1967 Y 1968 Y 1969 Y 1970 Y 1971 Y 1972 Y 1973 Y 1974 Y 1975 Y 1976 Y 1977 Y 1978 Y 1979 Y 1980 Y 1981 Y 1982 Y 1983 Y 1984 Y 1985 Y 1986 Y 1987 Y 1988 Y 1989 Y 1990 Y 1991 Y 1992 Y 1993 Y 1994 Y 1995 Y 1996 Y 1997 Y 1998 Y 1999 Y 2000 Y	13	47	62498 H	17	48	64414 HA	13
9	{ 1885 Y 1886 Y 1887 Y 1888 Y 1889 Y 1890 Y 1891 Y 1892 Y 1893 Y 1894 Y 1895 Y 1896 Y 1897 Y 1898 Y 1899 Y 1900 Y 1901 Y 1902 Y 1903 Y 1904 Y 1905 Y 1906 Y 1907 Y 1908 Y 1909 Y 1910 Y 1911 Y 1912 Y 1913 Y 1914 Y 1915 Y 1916 Y 1917 Y 1918 Y 1919 Y 1920 Y 1921 Y 1922 Y 1923 Y 1924 Y 1925 Y 1926 Y 1927 Y 1928 Y 1929 Y 1930 Y 1931 Y 1932 Y 1933 Y 1934 Y 1935 Y 1936 Y 1937 Y 1938 Y 1939 Y 1940 Y 1941 Y 1942 Y 1943 Y 1944 Y 1945 Y 1946 Y 1947 Y 1948 Y 1949 Y 1950 Y 1951 Y 1952 Y 1953 Y 1954 Y 1955 Y 1956 Y 1957 Y 1958 Y 1959 Y 1960 Y 1961 Y 1962 Y 1963 Y 1964 Y 1965 Y 1966 Y 1967 Y 1968 Y 1969 Y 1970 Y 1971 Y 1972 Y 1973 Y 1974 Y 1975 Y 1976 Y 1977 Y 1978 Y 1979 Y 1980 Y 1981 Y 1982 Y 1983 Y 1984 Y 1985 Y 1986 Y 1987 Y 1988 Y 1989 Y 1990 Y 1991 Y 1992 Y 1993 Y 1994 Y 1995 Y 1996 Y 1997 Y 1998 Y 1999 Y 2000 Y	15	27	64414 HA	13	49	1698 YA	13
10	52726 V	5	30	1727 YB	13	50	1783 Y	9
11	30981 H	14	31	1730 YAX	13	51	61811 H	20
12	54991 H	14	32	1737 Y	13	52	60848 HX	20
13	54995 H	14	33	1915 YB	6	53	1866 Y	13
14	*1746 Y	5	35	64414 HA	13	55	18663 Y	14
15	1746 Y	5	36	1720 YA	13	56	1862 YEX	14
16	*1744 YA	5	37	1707 YB	13	57	1773 YEX	9
17	1770 Y	14	38	1710 YA	13	58	3405 H	9
18	61646 HA	14	39	64414 HA	13	59	41360 HA	9

*—for HD-211 Engine only. (For parts used on HD-174 engine see descriptive list.)

†—When ordering, always use I. H. C. Part No.

ENGINE—6 Cylinder



Oil Pump and Oil Float

Ref. No.	I H C Part No.	Ref. No.	I H C Part No.
1	4167 T	8	1924 Y
2	1920 Y	9	1923 YA
3	1921 Y	10	1931 YA
4	1912 Y	11	44224 H
5	1922 Y	12	1919 Y
6	44255 HA	13	1563 H
7	1916 Y	14	1918 YAX

When ordering, always use I H C Part Nos.

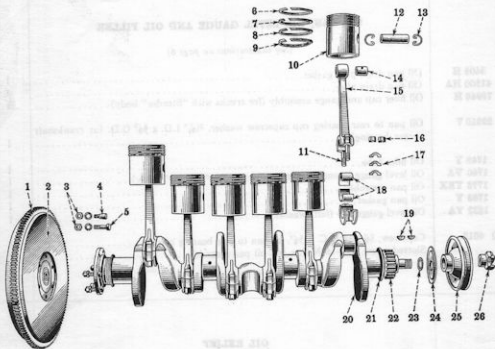
I H C Part No.	DESCRIPTION	No. Used
OIL PUMP AND OIL FLOAT		
1563 H	Oil pump pinion pin (in oil pump cover).....	1
44224 H	Oil pump pinion.....	1
44255 HA	Oil pump shaft with rotor.....	1
4167 T	Oil pump shaft key (Woodruff No. 3).....	1
1696 Y	Oil pump to cylinder block stud, $\frac{3}{16}$ x $2\frac{3}{4}$ ".....	2
1912 Y	Oil pump body.....	1
1912 YCX	Oil pump assembly (see page 22).....	1
1916 Y	Oil pump shaft (cork) washer.....	1
1918 YAX	Oil pump cover with 1563 H pin.....	1
1919 Y	Oil pump cover gasket.....	1
1920 Y	Oil pump driven gear.....	1
1921 Y	Oil pump driven gear pin.....	1
1922 Y	Oil pump body to cylinder block gasket.....	1
1923 YA	Oil float support.....	1
1924 Y	Oil float support gasket.....	1
1931 YA	Oil float assembly.....	1
Standard Parts		
Q 1774	Capscrew, $\frac{5}{16}$ "-18 N.C. x $\frac{3}{4}$ ", mounting oil float support.....	2
	Slotted screw, No. 12-24 N.C. x $\frac{3}{4}$ ", oil pump cover.....	2
	Hex. nut, $\frac{5}{16}$ "-24 N.F., oil pump to cylinder block stud.....	2
	Lockwasher, No. 12, oil pump cover screw.....	2
	Lockwasher, $\frac{5}{16}$ ", oil float support mounting capscrew.....	2
	Lockwasher, $\frac{5}{16}$ " (heavy) oil pump to cylinder block stud.....	2
	Cotter pin, $\frac{3}{4}$ x $1\frac{3}{4}$ ", oil float support to oil float.....	1

Don't order parts from the illustrations only; refer to the list also.

I H C Part No.	DESCRIPTION	No. Used
ENGINE (6-Cylinder)—Continued		
OIL PAN, OIL LEVEL GAUGE AND OIL FILLER		
<i>(See illustrations on page 6)</i>		
3405 H	Oil pan drain plug gasket.....	1
41300 HA	Oil pan drain plug.....	1
78946 H	Oil filler cap and gauge assembly (for trucks with "Stordor" body).....	1
22910 V	Oil pan to rear bearing cap capscrew washer, $\frac{3}{16}$ " I.D. x $\frac{5}{16}$ " O.D. (at crankshaft rear bearing).....	1
1749 Y	Oil filler tube.....	1
1750 YA	Oil level gauge assembly (not for trucks with "Stordor" body).....	1
1773 YEX	Oil pan assembly.....	1
1783 Y	Oil pan gasket.....	1
1932 YA	Oil level gauge cap (felt) washer.....	1
Q 4012	Capscrew, $\frac{5}{16}$ "-18 N.C. x $\frac{3}{8}$ ", oil pan to rear bearing cap.....	1
	Slotted screw, $\frac{5}{16}$ "-18 N.C. x $\frac{1}{2}$ ", oil pan assembly.....	22
OIL RELIEF		
<i>(See illustrations on page 6)</i>		
59547 H	Oil relief plunger spring retainer.....	1
1925 YA	Oil relief plunger.....	1
1926 Y	Oil relief plunger spring.....	1
1928 Y	Oil relief plunger spring retainer washer.....	1
STARTING CRANK		
41266 HB	Starting crank nut (on crankshaft).....	1
41971 H	Starting crank pin.....	1
43547 HX	Starting crank, with pin.....	1
65711 H	Starting crank hole cover (used only on first few trucks).....	1
65716 H	Starting crank hole cover moulding (used only on first few trucks).....	1
65613 H	Starting crank bracket (on front bumper).....	1

ENGINE—6-Cylinder

Pistons, Pins, Rings, Connecting Rods, Crankshaft, Flywheel



Unnumbered parts in the illustrations are the same as corresponding parts shown with numbers.

When ordering, always use IHC Part Nos.

Ref. No.	IHC Part No.	Listed on Page	Ref. No.	IHC Part No.	Listed on Page	Ref. No.	IHC Part No.	Listed on Page
1	60825 H ring gear	14	9	*50903 H	11	16	*1832 Y	11
2	60826 HX flywheel	14	10	*1797 YAX { piston (st'd)}	11	17	*64116 H	11
						18	*1823 YF	11
3	21937 V	14	11	*64115 HAX	11	19	7220 T	13
						20	1784 YF	13
4	1791 Y	14	12	*1803 Y	11	21	1787 Y	13
5	1789 Y	14	13	*1819 Y	11	22	1786 Y	13
6	*1807 Y	11	14	50292 H	11	23	1793 Y	13
7	*1807 Y	11	15	*60832 HX { conn. rod	11	24	1792 YA	13
8	*1807 Y	11				25	1794 YB	19
						26	41266 HB	9

* for HD-213 engine only. See page 12 for parts used on HD-174 engines.

Don't order parts from the illustrations only; refer to the list also.

I H C Part No.	DESCRIPTION	No. Used
ENGINE (6-Cylinder)—Continued		
SHORT PISTONS, PINS AND RINGS		
(For HD-213— $3\frac{1}{16}$ " x $4\frac{1}{4}$ " engine only)		
50292 H	Piston pin bushing (in connecting rod)	6
50903 H	Piston ring (oil control) (standard)	6
50905 H	Piston ring (oil control) (.010" oversize)	6
50906 H	Piston ring (oil control) (.020" oversize)	6
50907 H	Piston ring (oil control) (.030" oversize)	6
50908 H	Piston ring (oil control) (.040" oversize)	6
77412 H	Set of overhaul piston rings (standard) (6-77340 H "200" top rings, 12-77341 H "X-90" compression rings, 6-70579 H "X-90" oil rings)	1
77413 H	Set of overhaul piston rings (.020" oversize) (6-77342 "200" top rings, 12-77343 H "X-90" compression rings, 6-70581 H "X-90" oil rings)	1
1797 YAX	Piston with 1803 Y pin and 1819 Y retainers (standard)	6
1798 YAX	Piston with 1803 Y pin and 1819 Y retainers (.005" oversize)	6
1799 YAX	Piston with 1803 Y pin and 1819 Y retainers (.010" oversize)	6
1800 YAX	Piston with 1803 Y pin and 1819 Y retainers (.020" oversize)	6
1801 YAX	Piston with 1803 Y pin and 1819 Y retainers (.030" oversize)	6
1802 YAX	Piston with 1803 Y pin and 1819 Y retainers (.040" oversize)	6
1803 Y	Piston pin (standard)	6
1804 Y	Piston pin (.003" oversize)	6
1805 Y	Piston pin (.005" oversize)	6
1806 Y	Piston pin (.008" oversize)	6
1807 Y	Piston ring (compression) (standard)	18
1808 Y	Piston ring (compression) (.010" oversize)	18
1810 Y	Piston ring (compression) (.020" oversize)	18
1811 Y	Piston ring (compression) (.030" oversize)	18
1812 Y	Piston ring (compression) (.040" oversize)	18
1819 Y	Piston pin retainer	12
CONNECTING RODS AND BEARINGS		
(For HD-213— $3\frac{1}{16}$ " x $4\frac{1}{4}$ " engine only)		
51074 HE	Connecting rod bearing, complete (.060" undersize)	6
60832 HX	Connecting rod with upper bushing, bolts and nuts	6
64115 HAX	Connecting rod bolt with 1832 Y nut	12
64116 H	Connecting rod bearing shim	30
1823 YF	Connecting rod bearing, complete (standard)	6
1826 YF	Connecting rod bearing, complete (.020" undersize)	6
1829 YF	Connecting rod bearing, complete (.030" undersize)	6
1832 Y	Connecting rod bolt nut, $\frac{1}{16}$ "-20 N.F.	12
3026 YE	Connecting rod bearing, complete (.006" undersize)	6
3029 YE	Connecting rod bearing, complete (.026" undersize)	6
3032 YE	Connecting rod bearing, complete (.036" undersize)	6
.....	Cotter pin, $\frac{3}{16}$ " x $\frac{3}{16}$ ", connecting rod bolt	12

I H C Part No.	QUANTITY DESCRIPTION	No. Used
ENGINE (6-Cylinder)—Continued		
ROCKERS PISTONS, PINS AND RINGS (For HD-174 engines only)		
50292 H	Piston pin bushing (in connecting rod).....	6
75117 HX	Piston with 75123 H pin and 1819 Y retainers (standard).....	6
75118 HX	Piston with 75123 H pin and 1819 Y retainers (.005" oversize).....	6
75119 HX	Piston with 75123 H pin and 1819 Y retainers (.010" oversize).....	6
76120 HX	Piston with 75123 H pin and 1819 Y retainers (.020" oversize).....	6
76121 HX	Piston with 75123 H pin and 1819 Y retainers (.030" oversize).....	6
76122 HX	Piston with 75123 H pin and 1819 Y retainers (.040" oversize).....	6
75123 H	Piston pin (standard).....	6
76124 H	Piston pin (.003" oversize).....	6
75125 H	Piston pin (.005" oversize).....	6
75126 H	Piston pin (.008" oversize).....	6
75127 H	Piston ring (compression) (2nd and 3d groove) (standard).....	12
75128 H	Piston ring (compression) (2nd and 3d groove) (.010" oversize).....	12
75129 H	Piston ring (compression) (2nd and 3d groove) (.020" oversize).....	12
75130 H	Piston ring (compression) (2nd and 3d groove) (.030" oversize).....	12
75131 H	Piston ring (compression) (2nd and 3d groove) (.040" oversize).....	12
75132 H	Piston ring (oil control) (standard).....	6
75133 H	Piston ring (oil control) (.010" oversize).....	6
75134 H	Piston ring (oil control) (.020" oversize).....	6
76135 H	Piston ring (oil control) (.030" oversize).....	6
75136 H	Piston ring (oil control) (.040" oversize).....	6
79564 H	Piston ring (compression) (top groove) (standard).....	6
79565 H	Piston ring (compression) (top groove) (.010" oversize).....	6
79566 H	Piston ring (compression) (top groove) (.020" oversize).....	6
79567 H	Piston ring (compression) (top groove) (.030" oversize).....	6
79568 H	Piston ring (compression) (top groove) (.040" oversize).....	6
1819 Y	Piston pin retainer.....	6
CONNECTING RODS (For HD-174 engines only)		
75137 HX	Connecting rod with upper bushing, bolts and nuts.....	6
75139 H	Connecting rod bearing shim.....	x
75140 H	Connecting rod capscREW.....	12
75141 H	Connecting rod capscREW lockwire.....	6
75173 HX	Connecting rod bearing, complete (standard).....	6
76174 HX	Connecting rod bearing, complete (.006" undersize).....	6
75175 HX	Connecting rod bearing, complete (.020" undersize).....	6
75176 HX	Connecting rod bearing, complete (.026" undersize).....	6
76177 HX	Connecting rod bearing, complete (.030" undersize).....	6
75178 HX	Connecting rod bearing, complete (.036" undersize).....	6
75179 HX	Connecting rod bearing, complete (.060" undersize).....	6

I H C Part No.	DESCRIPTION	No. Used
ENGINE (6-Cylinder)—Continued		
CRANKSHAFT AND BEARINGS		
<i>(See illustrations on pages 6 and 10)</i>		
13921 H	Crankshaft rear bearing oil drain tube pin, $\frac{3}{8}$ x $\frac{3}{8}$ "	1
42294 HF	Crankshaft (.020" undersize)	1
42295 HF	Crankshaft (.030" undersize)	1
50273 HB	Crankshaft second bearing, complete (.020" undersize)	1
50276 HB	Crankshaft third bearing, complete (.020" undersize)	1
50279 HB	Crankshaft rear bearing, complete (.020" undersize)	1
51062 HB	Crankshaft second bearing, complete (.060" undersize)	1
51065 HB	Crankshaft third bearing, complete (.060" undersize)	1
51068 HB	Crankshaft rear bearing, complete (.060" undersize)	1
56729 H	Crankshaft front bearing, complete (standard)	1
56730 H	Crankshaft front bearing, complete (.010" undersize)	1
56731 H	Crankshaft front bearing, complete (.020" undersize)	1
56732 H	Crankshaft front bearing, complete (.030" undersize)	1
56733 H	Crankshaft front bearing, complete (.060" undersize)	1
59710 H	Crankshaft oil deflector	1
64414 HA	Crankshaft bearing shim (front, second and third)	12
64415 HA	Crankshaft bearing shim (rear)	4
7220 T	Crankshaft sprocket key, No. 9	1
1698 YA	Crankshaft front bearing cap	1
1707 YB	Crankshaft second bearing, complete (standard)	1
1708 YB	Crankshaft second bearing, complete (.010" undersize)	1
1709 YB	Crankshaft second bearing, complete (.030" undersize)	1
1710 YA	Crankshaft second bearing cap	1
1717 YB	Crankshaft third bearing, complete (standard)	1
1718 YB	Crankshaft third bearing, complete (.010" undersize)	1
1719 YB	Crankshaft third bearing, complete (.030" undersize)	1
1720 YA	Crankshaft third bearing cap	1
1727 YB	Crankshaft rear bearing, complete (standard)	1
1728 YB	Crankshaft rear bearing, complete (.010" undersize)	1
1729 YB	Crankshaft rear bearing, complete (.030" undersize)	1
1730 YAX	Crankshaft rear bearing cap with 1737 Y tube and 13921 H pin	1
1737 Y	Crankshaft rear bearing oil drain tube	1
1738 Y	Crankshaft rear bearing cap packing	2
1739 Y	Crankshaft bearing cap to crankcase capscrew, $\frac{3}{8}$ "-13 N.C. x $2\frac{1}{2}$ "	10
1740 Y	Crankshaft bearing cap capscrew lockwire, $10\frac{1}{2}$ " long	5
1784 YF	Crankshaft (standard)	1
1785 Y	Crankshaft sprocket	1
1787 Y	Crankshaft thrust washer	1
1792 YA	Crankshaft oil slinger	1
1793 Y	Crankshaft oil slinger gasket	1
1865 Y	Crankshaft packing (in engine front cover)	1
1867 Y	Crankshaft packing retainer	1
2960 Y	Crankshaft thrust washer shim	x

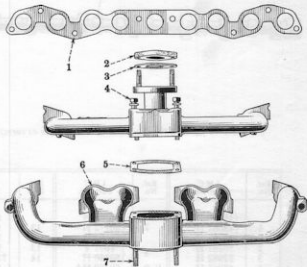
I H C Part No.	DESCRIPTION	No. Used
ENGINE (6-Cylinder)—Continued		
FLYWHEEL AND HOUSING		
<i>(See illustration on page 10)</i>		
30961 H	Flywheel housing to cylinder block stud, $\frac{1}{8}$ " x $1\frac{1}{8}$ "	2
64808 H	Flywheel housing to cylinder block dowel	2
60825 H	Flywheel ring gear	1
60826 HX	Flywheel with 60825 H ring gear	1
61642 HX	Flywheel housing lower cover assembly	1
61646 HA	Flywheel housing	1
62617 H	Flywheel housing lower cover felt	1
65241 H	Flywheel housing lower cover gasket	1
69886 H	Flywheel housing spacer stud, $\frac{1}{2}$ x $1\frac{1}{2}$ " (for trucks with four-speed transmission)	4
69887 HX	Flywheel housing spacer with 69886H studs (for trucks with four-speed transmission)	1
21937 V	Flywheel to crankshaft dowel hex. nut, $\frac{3}{8}$ "-24 N.F.	2
	Flywheel bolt hex. nut, $\frac{3}{8}$ "-24 N.F.	4
1770 Y	Flywheel housing to cylinder block capscrew, $\frac{1}{8}$ "-14 N.C. x $1\frac{1}{4}$ "	4
1789 Y	Flywheel bolt, $\frac{3}{8}$ "-24 N.F. x $1\frac{1}{2}$ "	4
1791 Y	Flywheel to crankshaft dowel	2
Standard Parts		
Q 1907	Slotted screw, $\frac{1}{4}$ "-20 N.C. x $\frac{3}{4}$ ", flywheel housing lower cover	1
Q 1909	Hex. nut, $\frac{1}{4}$ "-20 N.F., flywheel housing to cylinder block stud	2
	Hex. nut, $\frac{1}{2}$ "-20 N.F., flywheel housing spacer stud (for trucks with four speed transmission)	4
Q 1918	Lockwasher, $\frac{3}{4}$ ", flywheel housing lower cover screw	6
Q 1920	Lockwasher, $\frac{3}{8}$ ", flywheel housing bolt and flywheel to crankshaft dowel	6
Q 1921	Lockwasher, $\frac{1}{16}$ ", flywheel housing to cylinder block stud and capscrew	6
Q 1922	Lockwasher, $\frac{1}{2}$ ", flywheel housing spacer stud (for trucks with four-speed transmission)	4
	Cotter pin, $\frac{1}{16}$ x $\frac{3}{4}$ ", flywheel housing lower cover drain hole	1
ENGINE FRONT COVER		
1862 YEX	Engine front cover assembly	1
1863 Y	Engine front cover gasket	1
Standard Parts		
Q 1802	Capscrew, $\frac{3}{8}$ "-16 N.C. x 1", engine front cover	3
Q 4014	Capscrew, $\frac{5}{16}$ "-24 N.F. x $\frac{1}{2}$ ", engine front cover	4
Q 1903	Hex. nut, $\frac{5}{16}$ "-24 N.F., engine front cover screw	4
Q 1919	Lockwasher, $\frac{1}{16}$ ", engine front cover screw	4
Q 1920	Lockwasher, $\frac{3}{8}$ ", engine front cover screw	3

I H C Part No.	DESCRIPTION	No. Used
ENGINE (6-Cylinder)—Continued		
INTAKE AND EXHAUST MANIFOLD		
60844 H	Manifold clamp	4
61978 HAX	Exhaust manifold with studs	1
62300 HX	Intake manifold with studs (HD-213 engine only)	1
62305 H	Intake to exhaust manifold gasket	1
64930 H	Exhaust to intake manifold capscrew, $\frac{3}{8}$ "-16 N.C. x $2\frac{3}{4}$ "	4
76145 HX	Intake manifold with studs (HD-174 engine only)	1
76160 H	Intake and exhaust manifold gasket (HD-174 engine only)	1
78622 H	Intake and exhaust manifold gasket sleeve (HD-174 engine only)	1
79289 H	Intake manifold deflector tube (HD-174 engine only)	1
23375 V	Intake and exhaust manifold to cylinder block stud, $\frac{3}{8}$ x $1\frac{39}{64}$ " (intermediate)	4
1876 Y	Intake and exhaust manifold gasket (HD-213 engine only)	1
1886 Y	Intake and exhaust manifold to cylinder block stud, $\frac{3}{8}$ x $2\frac{3}{8}$ " (long)	2
1887 Y	Intake and exhaust manifold to cylinder block stud, $\frac{3}{8}$ x $1\frac{3}{8}$ " (short)	2
1888 Y	Manifold clamp washer	2
Q 1504	Plain washer, $\frac{39}{64}$ " I.D. x $\frac{1}{4}$ " O.D., manifold stud	2
	Hex. nut, $\frac{3}{8}$ "-24 N.F., manifold stud	8

When ordering, always
use I H C Part Nos.

Ref. No.	I H C Part No.
1	1876 Y
2	* 2159 YA
3	*66643 H
4	64930 H
5	62305 H
6	61978 HAX
7	Δ 23343 V

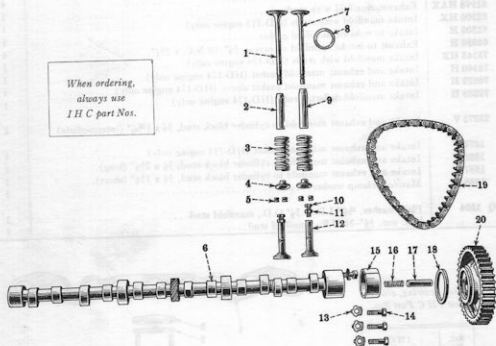
* listed on page 38.
 Δ listed on page 27.



Unnumbered parts in the illustrations are the same as corresponding parts shown with numbers.

Don't order parts from the illustrations only; refer to the list only.

ENGINE—6-Cylinder

Valves, Guides, Springs, Tappets,
Camshaft, Bushings, Sprocket, Chain

Unnumbered parts in the illustrations are the same as corresponding parts shown with numbers.

Ref. No.	I H C Part No.	Ref. No.	I H C Part No.	Ref. No.	I H C Part No.	Ref. No.	I H C Part No.
1	48060 H	7	80171 H	12	1852 YB	16	1838 Y
	48061 H		80172 H		1853 YB		1837 Y
	48062 H		80173 H		1854 YB		1836 Y
2	50281 H	8	1691 Y	13	1835 Y	18	1840 Y
3	52982 H	9	50250 H	14	71498 H	19	3003 Y
4	48066 H		50280 HA		1741 Y		20
5	48067 H	10	1858 Y	15	1742 Y		
6	1833 YB	11	1859 YA				

Don't order parts from the illustrations only; refer to the list also.

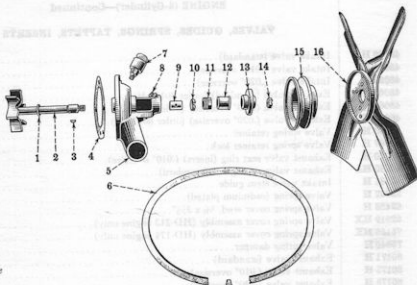
I H C Part No.	DESCRIPTION	No. Used
ENGINE (6-Cylinder)—Continued		
VALVES, GUIDES, SPRINGS, TAPPETS, INSERTS		
48060 H	Intake valve (standard).....	6
48061 H	Intake valve (.010" oversize).....	6
48062 H	Intake valve (.020" oversize).....	6
48063 H	Exhaust valve (standard) (order 80171 H).....	6
48064 H	Exhaust valve (.010" oversize) (order 80172 H).....	6
48065 H	Exhaust valve (.020" oversize) (order 80173 H).....	6
48066 H	Valve spring retainer.....	12
48067 H	Valve spring retainer lock.....	24
50260 H	Exhaust valve seat ring (insert) (.010" oversize).....	6
50280 HA	Exhaust valve stem guide (standard).....	6
50281 H	Intake valve stem guide.....	6
52982 H	Valve spring (cadmium plated).....	12
62498 H	Valve spring cover stud, $\frac{5}{16}$ x $3\frac{5}{8}$ ".....	4
62619 HX	Valve spring cover assembly (HD-213 engine only).....	2
7E156 HX	Valve spring cover assembly (HD-174 engine only).....	1
78940 H	Valve spring damper.....	12
80171 H	Exhaust valve (standard).....	6
80172 H	Exhaust valve (.010" oversize).....	6
80173 H	Exhaust valve (.020" oversize).....	6
1691 Y	Exhaust valve seat ring (insert) (standard).....	6
1754 Y	Valve spring cover gasket.....	2
1852 YB	Valve tappet (standard).....	12
1853 YB	Valve tappet (.003" oversize).....	12
1854 YB	Valve tappet (.005" oversize).....	12
1856 Y	Valve tappet adjusting screw.....	12
1859 YA	Valve tappet adjusting screw locknut.....	12
	Hex. nut, $\frac{5}{16}$ "-24 N.F., valve spring cover stud.....	4
CAMSHAFT AND BUSHINGS		
13231 D	Camshaft rear bushing expansion plug, $1\frac{3}{4}$ ".....	1
71498 H	Camshaft sprocket capscrew, $\frac{3}{8}$ "-24 N.F. x $\frac{3}{4}$ ".....	4
1741 Y	Camshaft front bushing (standard) (Export only).....	1
1742 Y	Camshaft front bushing (.010" oversize) (Domestic).....	1
1833 YB	Camshaft.....	1
1834 Y	Camshaft sprocket.....	1
1835 Y	Camshaft sprocket capscrew lockwasher.....	4
1836 Y	Camshaft thrust washer.....	1
1837 Y	Camshaft thrust plunger.....	1
1838 Y	Camshaft thrust plunger spring.....	1
1840 Y	Camshaft drive chain (Link Belt—also see 3003 Y).....	1
3003 Y	Camshaft drive chain (Whitney—optional with 1840 Y).....	1

ENGINE—6-Cylinder

Fan, Fan Belt, Water Pump

Ref. No.	I H C Part No.
1	61818 H
2	61820 HX
3	4167 T
4	60837 H
5	*61817 HAX
6	1895 Y
7	{ 32006 VA
	{ 1906 Y
8	27311 D
9	61819 H
10	34263 HA
11	57314 H
12	45090 H
13	64567 H
14	1/2" nut
15	69194 H
16	74745 H
	61453 H

* for HD-213 engine



When ordering, always use I H C Part Nos.

I H C Part No.	DESCRIPTION	No. Used
FAN, FAN BELT, PULLEYS, WATER PUMP, WATER OUTLET, THERMOSTAT		
2870 D	Water pump body pipe plug (HD-174 engine only)	1
27311 D	Water pump shaft front bushing outer	1
34263 HA	Water pump packing	x
41980 H	Thermostat	1
41991 H	Water outlet gasket	1
45090 H	Water pump shaft bushing, front	1
57314 H	Water pump packing nut	1
58616 HA	Fan drive pulley (on crankshaft) (optional with 1794 YB)	1
60837 H	Water pump to cylinder block gasket	1
60846 H	Water outlet	1
61453 H	Fan assembly (not for large capacity radiator on first few trucks) (HD-213 engine only)	1
61817 HAX	Water pump body with bushings (HD-213 engine only)	1
61818 H	Water pump thrust washer (fiber)	1
61819 H	Water pump shaft bushing, rear	1
61820 HX	Water pump shaft with impeller	1
63070 HA	Water pump, complete, less fan (HD-213 engine only) (see page 21)	1

Don't order parts from the illustrations only; refer to the list also.

I H C Part No.	DESCRIPTION	No. Used
ENGINE (6-Cylinder)—Continued		
FAN AND PULLEYS,		
WATER PUMP AND WATER OUTLET—Continued		
64567 H	Fan and water pump pulley hub.....	1
66675 H	Fan assembly (for large capacity radiator on first few trucks) (HD-213 engine only).....	1
69194 H	Fan and water pump pulley (also see 74745 H).....	1
74745 H	Fan and water pump pulley (optional with 69194 H).....	1
75154 H	Fan assembly (HD-174 engine only).....	1
75161 HX	Water pump body with bushings (HD-174 engine only).....	1
75161 HY	Water pump, complete, less fan (HD-174 engine only).....	1
4167 T	Fan pulley hub to shaft key, No. 3.....	1
7220 T	Fan drive pulley key, No. 9.....	1
22551 V	Fan and generator drive belt (for high output generator).....	1
22910 V	Water pump to cylinder block screw washer, $\frac{3}{16}$ " I.D. x $\frac{3}{8}$ " O.D.....	2
32006 VA	Water pump grease cup (also see 1906 Y).....	1
1794 YB	Fan drive pulley (on crankshaft) (also see 58616 HA).....	1
1895 Y	Fan and generator drive belt (not for high output generator).....	1
1906 Y	Water pump grease cup (optional with 32006 VA).....	1
Standard Parts		
Q 4000	Capscrew, $\frac{1}{8}$ "-20 N.C. x $\frac{3}{8}$ ", fan and pulley to hub.....	4
Q 4013	Capscrew, $\frac{1}{8}$ "-18 N.C. x $\frac{1}{4}$ ", water pump to cylinder block.....	2
Q 1784	Capscrew, $\frac{3}{16}$ "-18 N.C. x 2", water pump to cylinder block.....	1
Q 1802	Capscrew, $\frac{3}{8}$ "-16 N.C. x 1", water outlet to cylinder head.....	2
	Slotted nut, $\frac{1}{2}$ "-20 N.F., fan pulley hub.....	1
	Lockwasher, $\frac{1}{8}$ ", fan and pulley to hub capscrew.....	4
	Lockwasher, $\frac{3}{16}$ ", water pump to cylinder block capscrew.....	1
	Lockwasher, $\frac{3}{8}$ ", water outlet to cylinder head capscrew.....	2
	Cotter pin, $\frac{1}{16}$ x 1", fan pulley hub nut.....	1
WATER RE-CIRCULATION SYSTEM AND THERMOSTAT (Special)		
37564 H	Copper washer.....	2
39114 H	Hose clamp ($1\frac{3}{8}$ " inside diameter).....	3
39163 H	Hose clamp ($2\frac{1}{8}$ " inside diameter).....	1
75161 HX	Water pump body assembly.....	1
75161 HY	Water pump assembly.....	1
75162 H	Water pump inlet elbow.....	1
75163 H	Water by-pass tube.....	1
75164 H	Water by-pass tube hose.....	1
75165 H	Water by-pass outlet.....	1
75165 HX	Water by-pass outlet assembly.....	1
75166 H	Water by-pass outlet gasket.....	2
75167 H	Water by-pass outlet hose.....	1
75172 H	Thermostat assembly.....	1
Q 1777	Capscrew, $\frac{3}{16}$ "-18 N.C. x $1\frac{1}{4}$ ", hex. head (for 75165 HX).....	1
Q 1783	Capscrew, $\frac{3}{16}$ "-18 N.C. x 2", hex. head (for 75165 HX).....	1

I H C Part No.	DESCRIPTION	No. Used
ENGINE (6-Cylinder)—Continued		
ENGINE SUPPORTS, BRACKETS AND DUST SHIELDS		
19467 H	Engine torsional rod pin (at engine)..... (trucks below D-2-2872)	2
60848 HX	Engine front support plate assembly.....	1
51811 H	Engine front support plate to cylinder block gasket.....	1
62441 H	Engine front mounting bolt, $\frac{1}{2}$ "-13 N.C. x 3".....	2
62442 H	Engine rear mounting insulator, lower.....	2
62443 H	Engine rear mounting insulator, upper.....	2
62444 H	Engine front mounting spring.....	2
62446 H	Engine front mounting insulator.....	2
62447 H	Engine dust shield, right.....	1
62448 H	Engine dust shield, left.....	1
62774 H	Engine front support bracket.....	2
63990 HX	Engine torsional rod..... (trucks below D-2-2872)	2
69276 H	Engine rear mounting bolt washer, $\frac{1}{2}$ " I.D. x $1\frac{1}{2}$ " O.D.....	2
71047 H	Engine torsional rod plate (on third cross member).... (trucks D-2-2872 and up)	1
71048 HX	Engine torsional rod (not for trucks with four-speed transmission) (trucks D-2-2872 and up)	1
71684 H	Engine rear mounting bolt, $\frac{1}{2}$ "-20 N.F. x 2".....	2
73091 HX	Engine torsional rod (for trucks with four-speed transmission) (trucks D-2-2872 and up)	1
13453 V	Engine torsional rod bolt, $\frac{1}{2}$ "-20 N.C. x 3" (at frame) ... (trucks below D-2-2872)	2
1861 Y	Engine front support plate screw, $\frac{3}{8}$ "-16 N.C. x $\frac{3}{4}$ " (flat head).....	1
1868 Y	Engine front support plate to cylinder block stud, $\frac{3}{8}$ x $1\frac{1}{2}$ ".....	2
Standard Parts		
Q 1765	Capscrew, $\frac{1}{4}$ "-28 N.F. x $\frac{3}{4}$ ", engine dust shield to frame.....	6
Q 1800	Capscrew, $\frac{3}{8}$ "-16 N.C. x $\frac{3}{4}$ ", engine front support plate.....	2
Q 1849	Capscrew, $\frac{1}{2}$ "-20 N.C. x $1\frac{1}{4}$ ", engine torsional rod..... (trucks D-2-2872 and up)	1
	Hex. nut, $\frac{1}{4}$ "-28 N.F., engine dust shield to frame capscrew.....	6
	Hex. nut, $\frac{3}{8}$ "-24 N.F., engine front support plate stud.....	2
	Hex. nut, $\frac{1}{2}$ "-20 N.C., engine torsional rod..... (trucks D-2-2872 and up)	3
	Castle nut, $\frac{1}{2}$ "-20 N.F., engine torsional rod bolt..... (trucks below D-2-2872)	2
	Castle nut, $\frac{1}{2}$ "-20 N.F., engine rear mounting bolt.....	2
	Square nut, $\frac{1}{2}$ "-13 N.C., engine front mounting bolt.....	2
	Lockwasher, $\frac{1}{4}$ ", engine dust shield to frame capscrew.....	6
	Lockwasher, $\frac{3}{8}$ ", engine front support plate stud.....	2
	Lockwasher, $\frac{3}{8}$ ", engine front support plate capscrew.....	2
	Lockwasher, $\frac{3}{8}$ ", engine torsional rod capscrew..... (trucks D-2-2872 and up)	1
Q 391	Plain washer, $\frac{3}{8}$ " I.D. x $\frac{3}{4}$ " O.D., engine dust shield to frame capscrew.....	6
Q 1620	Plain washer, $\frac{1}{2}$ " I.D. x 1" O.D., engine front mounting bolt.....	2
	Cotter pin, $\frac{1}{4}$ x $\frac{3}{4}$ ", engine torsional rod (at engine)..... (trucks below D-2-2872)	2
	Cotter pin, $\frac{3}{16}$ x 1", engine torsional rod (at frame)..... (trucks below D-2-2872)	2
	Cotter pin, $\frac{3}{16}$ x 1", engine front and rear mounting bolt.....	4
	Rivet, $\frac{3}{16}$ x $\frac{3}{4}$ ", engine torsional rod plate..... (trucks D-2-2872 and up)	4
	Rivet, $\frac{3}{8}$ x $\frac{3}{8}$ ", engine front support bracket.....	6

I H C Part No.	DESCRIPTION	No. Used per Ass'y.	No. Used per Truck
ENGINE (6-Cylinder)—Continued			
Details of Assemblies			
63079 HA	Water pump complete, less fan (HD-213 engine only).....		1
27311 D	Water pump shaft front bushing outer.....	1	
34263 HA	Water pump packing.....	x	
57314 H	Water pump packing nut.....	1	
61817 HAX	Water pump body with bushings.....	1	
61818 H	Water pump thrust washer.....	1	
61820 HX	Water pump shaft with impeller.....	1	
64567 H	Fan and water pump pulley hub.....	1	
4167 T	Fan pulley hub to water pump shaft key.....	1	
32006 VA	Water pump grease cup.....	1	
	Jam nut, 3/8"-20 N.F., water pump shaft.....	1	
	Cotter pin, 3/16" x 1", water pump shaft.....	1	
1690 YLX	Cylinder block assembled with valve guides and studs (less pistons, flywheel housing and crankshaft bearings) (HD-213 engine only).....		1
13231 D	Camshaft rear bushing expansion plug.....	1	
30981 H	Flywheel housing to cylinder block stud.....	2	
42101 H	Cylinder head stud (long).....	1	
50280 H	Exhaust valve stem guide.....	6	
50281 H	Intake valve stem guide.....	6	
54808 H	Flywheel housing to cylinder block dowel.....	2	
62498 H	Valve spring cover stud.....	4	
22910 V	Oil filter boss screw washer.....	2	
23139 V	Cylinder block expansion plug.....	6	
23375 V	Intake and exhaust manifold to cylinder block stud, intermediate.....	4	
52726 V	Cylinder block ventilator stud.....	1	
§ 1690 YH	Cylinder block.....	1	
1691 Y	Exhaust valve seat ring.....	6	
1694 Y	Cylinder block oil passage pipe plug.....	2	
1696 Y	Oil pump to cylinder block stud.....	2	
1698 YA	Crankshaft front bearing cap.....	1	
1710 YA	Crankshaft second bearing cap.....	1	
1720 YA	Crankshaft third bearing cap.....	1	
1730 YAX	Crankshaft rear bearing cap with 1737Y oil tube and 13921 H pin.....	1	
1738 Y	Crankshaft rear bearing cap packing.....	2	
1739 Y	Crankshaft bearing cap to crankcase capscrew.....	10	
1741 Y	Camshaft front bushing.....	1	
1762 YA	Cylinder head stud, short.....	20	
1868 Y	Engine front support plate to cylinder block stud.....	2	
1886 Y	Intake and exhaust manifold to cylinder block stud, long.....	2	
1887 Y	Intake and exhaust manifold to cylinder block stud, short.....	2	
Q 1772	Capscrew, oil filter boss.....	1	
	Pipe plug, 3/8", sq. hd., cylinder block.....	5	
1690 YMY	Cylinder block (1690 YKX) complete with pistons (less flywheel housing and crankshaft bearings) (HD-213 engine only).....		1
50903 H	Piston ring (oil control).....	6	
1690 YLX	Cylinder block assembled with valve guides and studs (less pistons, flywheel housing and crankshaft bearings).....	1	
1797 YAX	Piston with 1803Y pin and 1819Y retainers.....	6	
1807 Y	Piston ring (compression).....	18	

§ Not supplied separately for repairs.

I H C Part No.	DESCRIPTION	No. Used per Ass'y	No. Used per Truck
	ENGINE (6-Cylinder)—Continued		
	Details of Assemblies		
1912 YCX	Oil pump assembly.....	1	1
44224 H	Oil pump pinion.....	1	1
44255 HA	Oil pump shaft with rotor.....	1	1
4167 T	Oil pump shaft key.....	1	1
1912 Y	Oil pump body.....	1	1
1916 Y	Oil pump shaft (cork) washer.....	1	1
1918 YAX	Oil pump cover with 1563 H pin.....	1	1
1919 Y	Oil pump cover gasket.....	1	1
1920 Y	Oil pump driven gear.....	1	1
1921 Y	Oil pump driven gear pin.....	1	1
	Machine screw, No. 12-24 N.C. x $\frac{3}{4}$ ", oil pump cover.....	2	2
	Lockwasher, No. 12, oil pump cover screw.....	2	2

OIL FILTER

(De Luxe) (Special)

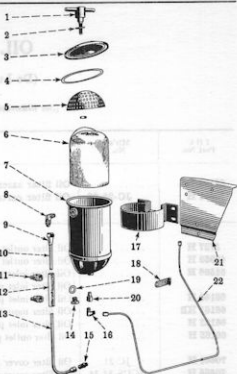
(See illustrations on following page)

IHC Part No.	Mfr's No.	DESCRIPTION	No. Used
66167 HA		Oil filter assembly	1
70671 H	JC-25-28	Oil filter cartridge	1
5727 H		Oil filter outlet pipe union nut (trucks D-2-12763 to D-2-22517)	1
42959 H		Oil filter outlet pipe hose clamp (trucks D-2-12763 to D-2-22517)	2
61588 H		Oil filter inlet pipe elbow (at filter) (trucks below D-2-22518)	1
66163 H		Oil filter inlet pipe elbow (at crankcase)	1
66160 H		Oil filter inlet pipe clip	1
66161 HB		Oil filter mounting bracket	1
66163 H		Oil filter inlet pipe	1
66165 H		Oil filter outlet pipe (one-piece) (order 52690 VX and one 5630 TM) (trucks below D-2-12763)	1
70664 H	JC-21	Oil filter cover	1
70665 H	JCUS-32-34	Oil filter cover stud with relief valve	1
70666 H	JCUS-31	Oil filter cover stud washer	1
70667 H	JCUS-30	Oil filter cover gasket	1
70668 H	JC-24	Oil filter cover perforated cap	1
70669 H	JC-22	Oil filter body with inlet tube	1
70670 H	JC-35	Oil filter body clamp (order two 75466 H) (trucks below D-2-22518)	1
70672 H	JC-63	Oil filter drain plug gasket	1
70673 H	JC-62	Oil filter drain plug	1
70674 H	JC-45A	Oil filter inlet adapter	1
73924 H		Oil filter outlet pipe hose (see 52690 VX) (trucks D-2-12763 to D-2-22517)	1
73925 H		Oil filter outlet tube, upper (see 52690 VX) (trucks D-2-12763 to D-2-22517)	1
73926 H		Oil filter outlet pipe, lower (see 52690 VX) (trucks D-2-12763 to D-2-22517)	1
73926 HX		Oil filter outlet pipe assembly (includes upper and lower pipes with hose) (order 52690 VX and one 5630 TM) (trucks D-2-12763 to D-2-22517)	1
75383 H		Oil filter inlet pipe elbow (at filter) (trucks D-2-22518 and up)	1
75466 H		Oil filter body clamp	2
6630 TM		Oil filter outlet pipe elbow (at crankcase) (trucks D-2-22518 and up)	1
6632 TM		Oil filter outlet pipe elbow (at filter)	1
22910 V		Oil filter outlet pipe connector (at crankcase) (trucks below D-2-22518)	1
52690 VX		Oil filter mounting bracket lower capscrew washer, $\frac{3}{16}$ " I.D. x $\frac{3}{4}$ " O.D.	2
		Oil filter outlet pipe (flexible) (with one 5630 TM, will work for 66165 H and 73926 HX) (trucks D-2-22518 and up)	1

OIL FILTER (De Luxe) (Special)
 (Trucks D-2—12763 to D-2—22517)

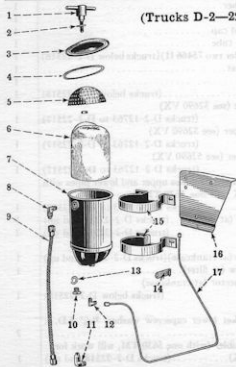
Ref. No.	I H C Part No.
1	70665 H
2	70666 H
3	70664 H
4	70667 H
5	70668 H
6	70671 H cartridge
7	70669 H
8	5630 TM
9	5727 H
10	*73925 H
11	42959 H
12	*73924 H
13	*73926 H
14	70673 H
15	5632 TM
16	5630 TM
17	70570 H
18	66160 H
19	70672 H
20	70674 H
21	66161 HB
22	66163 H

* Upper and lower outlet pipe with rubber hose connector.



(Trucks D-2—22518 and up)

When ordering, always use I H C Part No.



Ref. No.	I H C Part No.
1	70665 H
2	70666 H
3	70664 H
4	70667 H
5	70668 H
6	70671 H cartridge
7	70669 H
8	5630 TM
9	Δ52690 VX
10	70673 H
11	5630 TM
12	75383 H
13	70672 H
14	66160 H
15	75466 H
16	66161 HB
17	66163 H

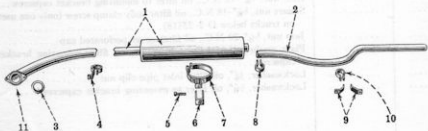
Δ Flexible one-piece outlet tube.

Don't order parts from the illustrations only; refer to the list also.

I H C Part No.	Mfr's No.	DESCRIPTION	No. Used
OIL FILTER (DeLuxe) (Special)—Continued			
Standard Parts			
Q 4012	Capscrew, $\frac{1}{8}$ "-18 N.C. x $\frac{5}{8}$ ", oil filter mounting bracket to engine	1
Q 1774	Capscrew, $\frac{5}{16}$ "-18 N.C. x $\frac{3}{4}$ ", oil filter to mounting bracket	4
	Stove bolt, $\frac{3}{4}$ x $\frac{3}{4}$ ", oil filter inlet pipe clip	1
	Machine screw, $\frac{5}{16}$ "-18 N.C. x $2\frac{3}{4}$ ", oil filter body clamp (only one used on trucks below D-2-22518)	2
	Square nut, $\frac{3}{4}$ ", oil filter inlet pipe clip bolt	1
	Hex. nut, $\frac{5}{16}$ "-18 N.C., oil filter to mounting bracket capscrew	4
	Square nut, $\frac{5}{16}$ "-18 N.C., oil filter body clamp screw (only one used on trucks below D-2-22518)	2
	Jam nut, $\frac{7}{8}$ "-20 N.C., oil filter cover perforated cap	1
Q 397	Plain washer, $1\frac{1}{2}$ " I.D. x $\frac{3}{4}$ " O.D., oil filter mounting bracket capscrew	4
	Lockwasher, $\frac{3}{4}$ ", oil filter inlet pipe clip nut	1
	Lockwasher, $\frac{5}{16}$ ", oil filter to mounting bracket capscrew	4

QTY	UNIT	QTY	UNIT
17	SHLDR	5	HT 21450
10	TRKRS	3	HT 21450
10	HT 21210	7	HT 21450
10	HT 21220	8	HT 21450
10	HT 21230	9	HT 21450
10	HT 21240	10	HT 21450
10	HT 21250	11	HT 21450
10	HT 21260	12	HT 21450

MUFFLER, EXHAUST PIPE AND TAIL PIPE



Unnumbered parts in the illustrations are the same as corresponding parts shown with numbers.

Ref. No.	I H C Part No.	Ref. No.	I H C Part No.
1	62425 HA	5	61390 V
	62426 HA	6	62317 H
	62431 HA	7	62319 HX
	62432 HA	8	62838 HA
2	62320 H	9	62318 H
3	41823 H	10	62316 H
4	68744 H	11	41815 H


When ordering, always use I H C Part Nos.

MUFFLER, EXHAUST PIPE AND TAIL PIPE

I H C Part No.	DESCRIPTION	No. Used
37684 H	Exhaust pipe to manifold stud nut, 3/8"-24 N.F.	2
41815 H	Exhaust pipe flange	1
41823 H	Exhaust pipe to manifold seal ring	1
58162 HA	Muffler assembly (optional with 59523 HA)	1
59523 HA	Muffler assembly (optional with 58162 HA)	1
62316 H	Muffler tail pipe support clamp	1
62317 H	Muffler support frame bracket (not for station wagon)	1
62318 H	Muffler tail pipe support frame bracket (not for station wagon)	2
62319 HX	Muffler support strap assembly (not for station wagon)	1
62320 H	Muffler tail pipe (not for station wagon)	1
62327 HAX	Exhaust pipe with flange (113" W.B.)	1
62328 HAX	Exhaust pipe with flange (125" W.B.)	1
62838 HA	Muffler outlet clamp	1
68744 H	Exhaust pipe support	1
68745 H	Exhaust pipe support spacer	1
75377 HX	Muffler support bracket (for station wagon)	1
75380 H	Muffler tail pipe support (for station wagon)	1
75381 HX	Exhaust pipe with flange (for station wagon)	1
75382 H	Muffler tail pipe (for station wagon)	1
75400 H	Muffler support strap assembly (for station wagon)	1
23343 V	Exhaust pipe to manifold stud, 3/8" x 1 3/16"	2
61390 V	Muffler support strap mounting bolt, 3/8"-24 N.F. x 2"	1
Standard Parts		
Q 1777	Capscrew, 5/16"-24 N.F. x 1 3/4", muffler support strap	1
	Capscrew, 3/8"-24 N.F. x 1 3/4", exhaust pipe support	1
Q 1803	Capscrew, 3/8"-24 N.F. x 1 3/4", muffler outlet clamp (not for station wagon)	1
	Capscrew, 3/8"-24 N.F. x 1 3/4", muffler tail pipe support clamp	1
Q 1773	Capscrew, 5/16"-24 N.F. x 3/4", muffler tail pipe support (for station wagon)	2
Q 4015	Capscrew, 5/16"-24 N.F. x 3/4", muffler tail pipe support clamp (for station wagon)	1
Q 1788	Capscrew, 3/8"-24 N.F. x 3/4", muffler support bracket (for station wagon)	2
	Hex. nut, 5/16"-24 N.F., muffler tail pipe support capscrew (for station wagon)	2
	Hex. nut, 3/8"-24 N.F., muffler support bracket capscrew (for station wagon)	2
	Hex. nut, 5/16"-24 N.F., muffler support strap capscrew	1
	Hex. nut, 3/8"-24 N.F., exhaust pipe support capscrew	1
	Castle nut, 3/8"-24 N.F., muffler support strap mounting bolt	1
	Hex. nut, 3/8"-24 N.F., muffler outlet clamp capscrew	1
	Hex. nut, 3/8"-24 N.F., muffler tail pipe support clamp capscrew	1
	Lockwasher, 5/16", muffler support strap capscrew	1
	Lockwasher, 3/8", exhaust pipe to manifold stud nut	2
	Lockwasher, 3/8", exhaust pipe support capscrew	1
	Lockwasher, 3/8", muffler outlet clamp capscrew	1
	Lockwasher, 3/8", muffler tail pipe support clamp capscrew	1
	Lockwasher, 5/16", muffler tail pipe support capscrew (for station wagon)	2
	Lockwasher, 3/8", muffler support bracket capscrew (for station wagon)	2
	Rivet, 1/4" x 3/8", muffler tail pipe support frame bracket (not for station wagon)	2
	Rivet, 3/8" x 3/8", muffler support frame bracket (not for station wagon)	1
	Cotter pin, 3/16" x 3/8", muffler support strap mounting bolt	1

RADIATOR AND CONNECTIONS

When ordering, always use IHC Part Nos.



Ref. No. IHC Part No.

1	65730 H
2	65783 H X
3	65635 H
4	65634 H
5	65634 H
6	65635 H
7	65636 H
8	65711 H
9	65635 H
10	65788 H
11	65788 H
12	65857 H
13	64221 H
14	66083 H
15	64185 H
16	65197 H
17	39143 H
18	64230 H
19	64275 H X
20	50286 H
21	39143 H
22	39143 H
23	50286 H
24	*66944 H X
25	3978 V A
26	716609 H
27	24151 H
28	24151 H
29	65859 H

*used only on first few trucks.

Unnumbered parts in the illustrations are the same as corresponding parts shown with numbers.

Don't order parts from the illustrations only; refer to the list of parts also.

RADIATOR AND CONNECTIONS

I H C Part No.	DESCRIPTION	No. Used
64221 H	Radiator core assembly (not large capacity) (standard for domestic trucks) (HD-213 engine only)	1
68178 H	Radiator core assembly (large capacity) (standard for export trucks and special for domestic trucks)	1
75153 H	Radiator core assembly (not large capacity) (HD-174 engine only)	1
24151 H	Radiator mounting spring	2
29584 H	Hood lacing rivet, $\frac{3}{8}$ x $\frac{3}{8}$ " (split)	16
39143 H	Radiator outlet and inlet hose clamp, 1 $\frac{3}{4}$ "	6
42274 H	Hood hinge rod retainer spacer	1
43067 H	Radiator name plate (rubber) spacer (used only for first few trucks)	1
50286 H	Radiator outlet tube hose	2
60331 H	Radiator shell mounting bolt lockwasher, $\frac{1}{4}$ "	10
60337 H	Radiator shell mounting bolt, $\frac{1}{4}$ "-20 N.C. x 1 $\frac{1}{2}$ "	10
60338 H	Radiator shell mounting bolt nut, $\frac{1}{4}$ "-20 N.C.	10
60339 H	Radiator shell mounting bolt plain washer, $\frac{5}{16}$ " I.D. x $\frac{3}{8}$ " O.D.	10
62090 H	Radiator name plate clip (not used for first few trucks)	1
64185 H	Radiator filler cap with 65197 H gasket	1
64220 H	Radiator mounting pad (order 71609 H)	2
64225 HX	Radiator outlet tube with pipe plug	1
64227 HA	Radiator support bracket	2
64230 H	Radiator inlet hose	1
64233 H	Hood hinge rod retainer	1
65197 H	Radiator filler cap gasket	1
66632 H	Radiator shell moulding, No. 1 (top)	1
66633 H	Radiator shell moulding, No. 2	1
66634 H	Radiator shell moulding, No. 3	1
66636 H	Radiator shell moulding, No. 4	1
66636 H	Radiator shell moulding, No. 5	1
66638 H	Radiator shell moulding, No. 6 (bottom)	2
65711 H	Starting crank hole cover assembly (used only for first few trucks)	1
65715 H	Starting crank hole cover moulding (used only for first few trucks)	1
65722 H	Radiator shell moulding fastener	30
65730 H	Radiator top ornament (less name plate)	1
65768 H	Radiator top ornament (rubber) shim	1
65783 HX	Radiator name plate with clip	1
65788 H	Hood lacing	2
65829 H	Radiator mounting bolt, $\frac{3}{16}$ "-14 N.C. x 3 $\frac{1}{4}$ "	2
65857 H	Radiator core support, complete with hood catch brackets and crank support (not for trucks with "Stordor" body)	1
65902 H	Radiator shell, complete with moulding (see page 30)	1
66081 H	Radiator stay rod, right	1
66082 H	Radiator stay rod, left	1
66175 H	Radiator rear shield	1
66944 HX	Fan shroud assembly (used only on first few trucks)	1
67458 HA	Radiator core support brace	1
71609 H	Radiator mounting pad (will work for 64220 H)	2
76325 HX	Radiator core support assembly (for trucks with "Stordor" body)	1
2853 Y	Radiator name plate lockwasher, $\frac{1}{4}$ "	1
2978 YA	Radiator drain cock	1

I H C Part No.	DESCRIPTION	No. Used	
RADIATOR AND CONNECTIONS—Continued			
Standard Parts			
	Pipe plug, $\frac{3}{8}$ " std., radiator outlet tube	1	
	Slotted screw, $\frac{1}{4}$ "-20 N.C. x $\frac{1}{2}$ ", radiator rear shield	3	
	Slotted screw, $\frac{3}{4}$ "-20 N.C. x $\frac{1}{2}$ ", radiator top ornament	3	
	Capscrew, $\frac{3}{4}$ "-28 N.F. x $\frac{3}{4}$ ", radiator shell to core	4	
Q 1755	Capscrew, $\frac{5}{16}$ "-24 N.F. x $\frac{3}{4}$ ", radiator core to support	6	
Q 4015	Capscrew, $\frac{5}{16}$ "-24 N.F. x 1", radiator core to support	2	
Q 1775	Hex. nut, $\frac{3}{4}$ "-20 N.C., radiator rear shield screw	3	
	Hex. nut, $\frac{3}{4}$ "-28 N.F., radiator name plate	1	
	Hex. nut, $\frac{3}{4}$ "-28 N.F., radiator shell to core capscrew	4	
	Slotted nut, $\frac{3}{16}$ "-14 N.C., radiator mounting bolt	2	
	Hex. nut, $\frac{1}{16}$ "-20 N.F., radiator stay rod	4	
	Lockwasher, $\frac{3}{4}$ ", radiator rear shield screw	3	
	Lockwasher, $\frac{3}{4}$ ", radiator top ornament screw	4	
	Lockwasher, $\frac{3}{4}$ ", radiator shell to core capscrew	8	
	Lockwasher, $\frac{5}{16}$ ", radiator core to support capscrew	4	
	Lockwasher, $\frac{7}{16}$ ", radiator stay rod	3	
Q 391	Plain washer, $\frac{5}{16}$ " I.D. x $\frac{3}{4}$ " O.D., radiator rear shield screw	3	
	Plain washer, $\frac{5}{16}$ " I.D. x $\frac{5}{8}$ " O.D., radiator top ornament screw	4	
	Plain washer, $\frac{5}{16}$ " I.D. x $\frac{3}{4}$ " O.D., radiator shell to core capscrew	4	
Q 397	Plain washer, $\frac{11}{16}$ " I.D. x $\frac{3}{4}$ " O.D., radiator core to support capscrew	6	
Q 1586	Plain washer, $\frac{11}{16}$ " I.D. x $1\frac{1}{4}$ " O.D., radiator mounting bolt	2	
Q 1511	Rivet, $\frac{5}{16}$ x $\frac{3}{8}$ ", radiator support bracket	2	
	Cotter pin, $\frac{3}{16}$ x $\frac{3}{8}$ ", radiator mounting bolt	2	
I H C Part No.	DESCRIPTION	No. Used per Ass'y.	No. Used per Truck
Details of Assemblies			
65902 H	Radiator shell, complete with moulding		1
29584 H	Hood lacing rivet	16	
65632 H	Radiator shell moulding, No. 1	1	
65633 H	Radiator shell moulding, No. 2	1	
65634 H	Radiator shell moulding, No. 3	1	
65635 H	Radiator shell moulding, No. 4	1	
65636 H	Radiator shell moulding, No. 5	1	
65638 H	Radiator shell moulding, No. 6	2	
65722 H	Radiator shell moulding fastener	30	
65730 H	Radiator top ornament	1	
65783 HX	Radiator name plate with clip	1	
65788 H	Hood lacing	2	
§ 65901 HX	Radiator shell	1	
	Slotted screw, $\frac{1}{4}$ "-20 N.C. x $\frac{1}{2}$ ", radiator top ornament	3	
	Lockwasher, $\frac{1}{4}$ ", radiator top ornament screw	3	
Q 391	Plain washer, radiator top ornament screw	3	

§ Not supplied separately for repairs.

ACCELERATOR
Model Trucks with
60-65cc Motor

THROTTLE CHOKER CONTROL FUEL TANK AND PIPING

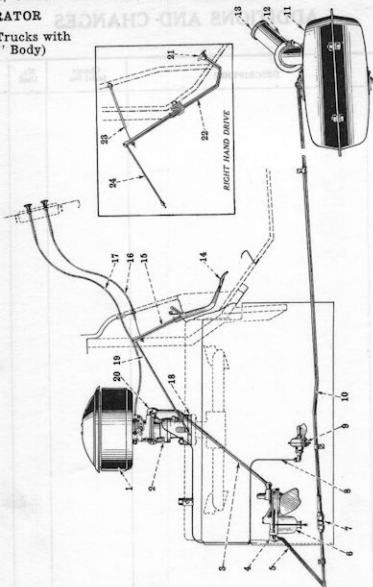
ADDITIONS AND CHANGES

IHC Part No.	DESCRIPTION	Chassis Serial No.	No. Used	Replaces Part No.
18	COVER PLATE			
19	WASHER PLATE			
20	WASHER PLATE			
21	WASHER PLATE			
22	WASHER PLATE			
23	WASHER PLATE			
24	WASHER PLATE			
25	WASHER PLATE			
26	WASHER PLATE			
27	WASHER PLATE			
28	WASHER PLATE			
29	WASHER PLATE			
30	WASHER PLATE			
31	WASHER PLATE			
32	WASHER PLATE			
33	WASHER PLATE			
34	WASHER PLATE			
35	WASHER PLATE			
36	WASHER PLATE			
37	WASHER PLATE			
38	WASHER PLATE			
39	WASHER PLATE			
40	WASHER PLATE			
41	WASHER PLATE			
42	WASHER PLATE			
43	WASHER PLATE			
44	WASHER PLATE			
45	WASHER PLATE			
46	WASHER PLATE			
47	WASHER PLATE			
48	WASHER PLATE			
49	WASHER PLATE			
50	WASHER PLATE			
51	WASHER PLATE			
52	WASHER PLATE			
53	WASHER PLATE			
54	WASHER PLATE			
55	WASHER PLATE			
56	WASHER PLATE			
57	WASHER PLATE			
58	WASHER PLATE			
59	WASHER PLATE			
60	WASHER PLATE			
61	WASHER PLATE			
62	WASHER PLATE			
63	WASHER PLATE			
64	WASHER PLATE			
65	WASHER PLATE			
66	WASHER PLATE			
67	WASHER PLATE			
68	WASHER PLATE			
69	WASHER PLATE			
70	WASHER PLATE			
71	WASHER PLATE			
72	WASHER PLATE			
73	WASHER PLATE			
74	WASHER PLATE			
75	WASHER PLATE			
76	WASHER PLATE			
77	WASHER PLATE			
78	WASHER PLATE			
79	WASHER PLATE			
80	WASHER PLATE			
81	WASHER PLATE			
82	WASHER PLATE			
83	WASHER PLATE			
84	WASHER PLATE			
85	WASHER PLATE			
86	WASHER PLATE			
87	WASHER PLATE			
88	WASHER PLATE			
89	WASHER PLATE			
90	WASHER PLATE			
91	WASHER PLATE			
92	WASHER PLATE			
93	WASHER PLATE			
94	WASHER PLATE			
95	WASHER PLATE			
96	WASHER PLATE			
97	WASHER PLATE			
98	WASHER PLATE			
99	WASHER PLATE			
100	WASHER PLATE			

THROTTLE, CHOKE CONTROL, FUEL TANK AND PIPING

ACCELERATOR

(Not for Trucks with
"Stordor" Body)



When ordering, always use I.H.C. Part Nos.

Ref. No.	I.H.C. Part No.
1	Air Cleaner
2	Carburetor
3	62652 H
4	5630 TM
5	63506 H
6	Fuel Pump
7	9109 H
8	*62654 H
9	{48327 HA Distributor Vacuum Con- trol
10	{65501 H 65502 H
11	{64574 HAX Fuel Tank
12	67092 HAX
13	67097 H
14	{62854 HA Accelerator Pedal
15	62853 HX
16	62855 H
17	62827 H
18	{66453 H 2159 YA
19	70544 H
20	3630 TM
21	62856 H
22	62974 HX
23	62829 H
24	62978 HX

* Listed on page 52.

Don't order parts from the illustrations only; refer to the list also.

THROTTLE AND CHOKE CONTROL

(Not for trucks with "Stordor" Body)

I H C Part No.	DESCRIPTION	No. Used
THROTTLE CONTROL		
36942 H	Throttle control wire stop.....	1
37639 H	Throttle control rod swivel (at carburetor)..... (Right Hand Drive)	1
42200 HB	Throttle control wire bracket (at dash).....	1
62827 H	Choke control wire.....	1
62829 H	Throttle control wire..... (Right Hand Drive)	1
62830 H	Throttle control wire..... (Left Hand Drive)	1
62978 HX	Throttle control rod with 37639 H swivel (not for trucks with governor) (for HD-213 engine only)..... (Right Hand Drive)	1
67006 HX	Throttle control rod with 37639 H swivel (for trucks with governor) (Right Hand Drive)	1
70541 H	Throttle control rod (not for trucks with governor) (for HD-213 engine only) (Left Hand Drive)	1
70542 H	Throttle control rod (for trucks with governor)..... (Left Hand Drive)	1
75039 H	Throttle control rod (for HD-174 engines only)..... (Left Hand Drive)	1
75041 HX	Throttle control rod with 37639 H swivel (for HD-174 engines only) (Right Hand Drive)	1
2110 Y	Choke control wire rubber bushing.....	1
Standard Parts		
.....	Slotted screw, $\frac{1}{4}$ "-20 N.C. x $\frac{3}{8}$ ", throttle control wire bracket to dash.....	1
.....	Slotted screw, No. 10-32 N.F. x $\frac{1}{4}$ ", throttle control wire stop.....	1
.....	Hex. nut, $\frac{1}{4}$ "-20 N.C., throttle control wire bracket to dash screw.....	1
Q 387	Plain washer, $\frac{3}{16}$ " I.D. x $\frac{5}{16}$ " O.D., throttle control rod at carburetor.....	1
.....	Lockwasher, $\frac{3}{4}$ ", throttle control wire bracket to dash screw.....	1
.....	Cotter pin, $\frac{1}{8}$ x $\frac{1}{2}$ ", throttle control rod.....	2

ACCELERATOR

(Not for trucks with "Stordor" Body)

I H C Part No.	DESCRIPTION	No. Used
52275 H	{Accelerator button..... (Right Hand Drive)	1
.....	{Accelerator foot rest button (Right Hand Drive)..... (trucks D-2-..... and up)	1
62853 HX	Accelerator cross shaft..... (Left Hand Drive)	1
62854 HA	Accelerator pedal..... (Left Hand Drive)	1
62855 H	Accelerator cross shaft spring..... (Left Hand Drive)	1
62974 HX	Accelerator cross shaft assembly (less button)..... (Right Hand Drive)	1
71637 H	Accelerator foot rest stud, $\frac{5}{16}$ x $1\frac{1}{2}$ " (Right Hand Drive) (trucks D-2-..... and up)	1
Standard Parts		
Q 1774	Capscrew, $\frac{5}{16}$ "-18 N.C. x $\frac{3}{4}$ ", accelerator pedal..... (Left Hand Drive)	1
.....	Slotted screw, $\frac{5}{16}$ "-18 N.C. x $\frac{3}{8}$ ", accelerator cross shaft to dash (Left Hand Drive)	2
.....	Hex. nut, $\frac{1}{4}$ "-20 N.C., accelerator cross shaft spring to dash screw.....	1
.....	Hex. nut, $\frac{5}{16}$ "-18 N.C., accelerator cross shaft to dash screw..... (Right Hand Drive)	2
.....	Hex. nut, $\frac{5}{16}$ "-24 N.F., accelerator foot rest stud..... (Right Hand Drive)	1
Q 397	Plain washer, $\frac{1}{16}$ " I.D. x $\frac{3}{4}$ " O.D., accelerator cross shaft..... (Left Hand Drive)	1
.....	Lockwasher, $\frac{3}{4}$ ", accelerator cross shaft spring to dash screw.....	1
.....	Lockwasher, $\frac{5}{16}$ "/accelerator cross shaft to dash screw..... (Right Hand Drive)	2
.....	Lockwasher, $\frac{5}{16}$ "/accelerator foot rest stud..... (Right Hand Drive)	1
.....	Cotter pin, $\frac{1}{8}$ x $\frac{3}{4}$ ", accelerator cross shaft..... (Left Hand Drive)	1

THROTTLE AND ACCELERATOR

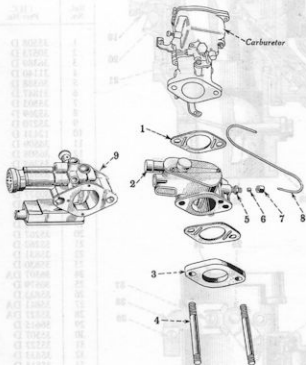
(Only for trucks equipped with "Stordor" Body)

I H C Part No.	DESCRIPTION	No. Used
71540 H	Throttle and choke control wire.....	2
78637 H	Rubber grommet, 1 $\frac{3}{4}$ ".....	6
78638 H	Rubber grommet, $\frac{3}{4}$ ".....	1
78609 H	Accelerator chassis bracket.....	1
78677 HX	Accelerator pedal bracket with bushing.....	1
78678 H	Accelerator pedal bracket bushing.....	2
78679 H	Accelerator chassis shaft.....	1
78680 H	Accelerator push rod.....	1
78681 H	Accelerator engine shaft.....	1
78694 H	Accelerator lever, long.....	1
78695 H	Accelerator lever, short.....	1
78696 H	Accelerator rod extension spring.....	1
78698 H	Accelerator connecting rod.....	1
78699 H	Accelerator pedal.....	1
78701 H	Accelerator pedal hinge.....	1
78702 H	Accelerator push rod guide.....	1
78703 H	Accelerator rod extension spring.....	1
78705 H	Accelerator wire clamp.....	3
78706 H	Accelerator wire clamp.....	1
78714 H	Accelerator engine bracket.....	1

I H C Part No.	DESCRIPTION	No. Used
78677 HX	Accelerator pedal bracket with bushing.....	1
78678 H	Accelerator pedal bracket bushing.....	2
78679 H	Accelerator chassis shaft.....	1
78680 H	Accelerator push rod.....	1
78681 H	Accelerator engine shaft.....	1
78694 H	Accelerator lever, long.....	1
78695 H	Accelerator lever, short.....	1
78696 H	Accelerator rod extension spring.....	1
78698 H	Accelerator connecting rod.....	1
78699 H	Accelerator pedal.....	1
78701 H	Accelerator pedal hinge.....	1
78702 H	Accelerator push rod guide.....	1
78703 H	Accelerator rod extension spring.....	1
78705 H	Accelerator wire clamp.....	3
78706 H	Accelerator wire clamp.....	1
78714 H	Accelerator engine bracket.....	1

"HANDY" GOVERNOR (Special)

I H C Part No.	DESCRIPTION	No. Used
66636 H	Governor (1250 to 3000 engine R.P.M.)	1



When ordering, always
use I H C part Nos.

Ref. No.	I H C Part No.
1	*66453 H
2	{ 66636 H Handy governor
3	* 2159 YA
4	*11029 V
5	Δ53624 H
6	Δ43522 H
7	Δ43523 H
8	Δ67609 H
9	{ 67317 HB 67318 HA Leibing governors

* Listed on page 38.
Δ Listed on page 52.

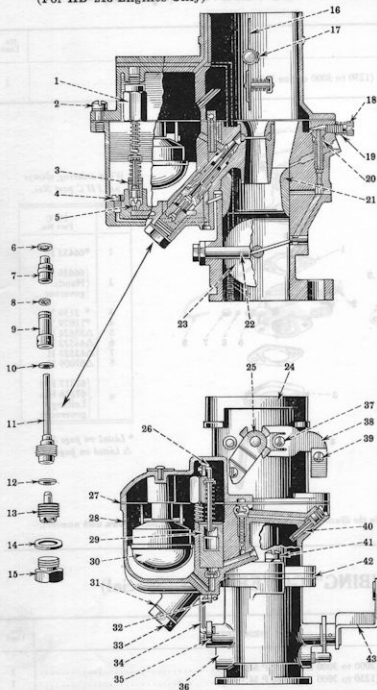
Unnumbered parts in the illustrations are the same as corresponding parts shown with numbers.

"LEIBING" GOVERNORS (Special)

I H C Part No.	DESCRIPTION	No. Used
67317 HB	Governor (2000 to 3000 engine R.P.M.)	1
67318 HA	Governor (1250 to 2000 engine R.P.M.)	1

Don't order parts from the illustrations only; refer to the list also.

CARBURETOR (Zenith Model 23-AV-10)
(For HD-213 Engines Only)



When ordering,
always use

IHC Part Nos.

Ref. No.	IHC Part No.
1	35508 D
2	30573 D
3	36389 D
4	31140 D
5	36388 D
6	31847 D
7	35503 D
8	35269 D
9	35270 D
10	12431 D
11	36509 D
12	36508 D
13	35263 D
14	35527 D
15	35515 D
16	30577 D
17	30574 D
18	30593 D
19	30594 D
20	35267 D
21	35262 D
22	35831 D
23	35830 D
24	36507 DA
25	30579 D
26	35833 D
27	35841 DA
28	35827 DA
29	36615 D
30	35507 D
31	35527 D
32	35833 D
33	35515 D
34	35832 D
35	
36	38032 D
37	30572 D
38	30578 D
39	12434 D
40	35835 D
41	21207 D
42	35840 D
43	36548 D

Don't order parts from the illustration's only; refer to the list also.

CARBURETOR (Zenith)

(For HD-213 Engines only)

I H C Part No.	Mfr's. No.	DESCRIPTION	No. Used
61620 HA	23-AV-10	Carburetor, complete (not for trucks with "LEIBING" low speed governor)	1
73140 HA	23-AV-10	Carburetor, complete (for trucks with "LEIBING" low speed governor)	1
12428 D	CT63-2	Throttle lever to shaft pin	1
12430 D	T56-4	Compensator jet washer	1
12431 D	T56-5	Cap jet base retainer washer	1
12433 D	T56-23	Fuel valve seat washer	1
12434 D	T11S6-8	Choke wire bracket clamp screw	1
12469 D	T43-25	Fuel bowl to throttle body screw lockwasher	2
12796 D	T41-12	Fuel bowl cover to fuel bowl screw lockwasher (only 4 used on trucks below D-2)	5
12968 D	T1S8-8	Throttle lever stop screw	1
13738 D	C136-3	Throttle plate to shaft screw	1
13764 D	CT91-1	Drain plug, 1/8"	2
21207 D	T11S25-12	Fuel bowl to throttle body screw	1
22866 D	CR147-1	Name plate	2
23974 D	C138-38	Vacuum by-pass screw (for trucks with governor)	1
24658 D	CR134-1	Choke wire swivel	1
29888 D	T73-9	Name plate pin	1
30572 D	T1S8-4	Choke wire bracket mounting screw	1
30573 D	T11S12-10	Fuel bowl cover to fuel bowl screw (only 4 used on trucks below D-2)	1
30574 D	T11S6-5	Air shutter to shaft screw	5
30576 D	T31S6	Choke wire bracket clamp screw nut	1
30577 D	C101-1	Air shutter assembly	1
30578 D	C109-1	Choke wire bracket	1
30579 D	C108-1	Air shutter shaft assembly (with lever)	1
30580 D	C138-10	Accelerating jet channel screw	1
30588 D	CT54-1	Power jet washer	1
30693 D	C46-25	Idling adjusting screw	1
30694 D	C111-9	Idling adjusting screw spring	1
30611 D	T22S8	Accelerating pump lever nut	1
30612 D	T45-8	Accelerating pump lever nut lockwasher	1
31140 D	C52-1	Compensator, No. 20	1
31847 D	T56-52	Cap jet tip washer	1
36262 D	C38-7	Vacuum cylinder washer	1
36263 D	C38-7	Venturi, No. 26	1
36263 D	C51-10	Main jet, No. 15	1
36267 D	C56-1	Idling jet, No. 13	1
36269 D	C58-1	Cap jet calibration, No. 4D	1
36270 D	C50-4	Cap jet base, No. 1	1
36503 D	C49-1	Cap jet tip	1
36506 D	C81-7	Fuel valve and seat assembly, No. 35	1
36507 D	C85-1	Float assembly	1
36508 D	C91-1	Power jet vacuum cylinder assembly	1
36514 D	C120-4	Float axle	1

I H C Part No.	Mfr's No.	DESCRIPTION	No. Used
CARBURETOR (Zenith Model 23-AV-10)—Continued (For HD-213 Engine only)			
35515 D	C138-1	Lower plug (not used with main jet adjuster).....	1
35527 D	T56-58	Lower plug washer.....	1
		Main jet adjuster washer.....	1
35627 DA	A3-35	Fuel bowl assembly.....	1
35830 D	C21-14	Throttle plate.....	1
35831 D	C23-5	Throttle plate shaft.....	1
35832 D	C31-6	Accelerator pump lever assembly (with link) (not for trucks with "LEIBING" low speed governor).....	1
35833 D	C33-1	Accelerator pump rod assembly.....	1
35835 D	C55-1	Accelerator jet, No. 13.....	1
35840 D	C142-1	Fuel bowl to throttle body gasket.....	1
35841 DA	C143-13	Fuel bowl to fuel bowl cover gasket.....	1
35838 D	C53-1	Power jet, No. 17.....	1
35839 D	C97-6	Power jet valve, No. 13.....	1
35473 D	C71-13	Main jet adjuster, No. 11 (for high altitude cylinder head).....	1
35507 DA	C4-13	Fuel bowl cover assembly.....	1
35508 D	T56-59	Main jet washer.....	1
35509 D	C61-9	Cap jet base retainer.....	1
35548 D	CR27-23-1	Throttle shaft lever assembly.....	1
35615 D	C35-3X3	Accelerator pump piston assembly.....	1
35663 D	C71-12	Main jet adjuster (for Export trucks).....	1
35032 D	C12-21A-1	Throttle body assembly.....	1
73243 H		Accelerator pump lever assembly (with link) (for trucks with "LEIBING" low speed governor).....	1

CARBURETOR CONNECTIONS

I H C Part No.	Mfr's No.	DESCRIPTION	No. Used
62662 H		Fuel pipe—fuel pump to carburetor (not for trucks with governor) (not for trucks with "Stordor" body).....	1
*66463 H		Carburetor mounting gasket (three used on trucks with governor).....	2
67007 H		Fuel pipe—fuel pump to carburetor (for trucks with governor) (also for trucks with "Stordor" body) (HD-213 engine only).....	1
73142 H		Vacuum line—governor to carburetor (for Leibing governor 67318 HA) (for trucks with "Stordor" body).....	1
75148 H		Carburetor insulator (HD-174 engine only).....	1
79260 H		Fuel pipe—fuel pump to carburetor (HD-174 engine only).....	1
6630 TM		Fuel pipe elbow (at carburetor).....	1
11029 V		Carburetor to manifold stud, $\frac{3}{8}$ x $3\frac{1}{4}$ " (for trucks with governor).....	2
1872 Y		Carburetor to manifold stud, $\frac{3}{8}$ x $1\frac{3}{4}$ "* (not for trucks with governor).....	2
* 2169 YA		Carburetor insulator (HD-213 engine only).....	1
		Hex. nut, $\frac{3}{8}$ "-24 N.F., carburetor to manifold stud.....	2
		Lockwasher, $\frac{3}{8}$ ", carburetor to manifold stud.....	2

* See illustrations on page 35.

CARBURETOR (Zenith)

(For HD-174 Engine only)

I H C Part No.	Mfr's No.	DESCRIPTION	No. Used
76147 HA	28-AV-10	Carburetor, complete	1
12433 D	T56-23	Fuel valve seat washer	1
12434 D	T11S6-8	Lower plug washer	1
12435 D	T56-24	Air shutter tube clamp screw	1
12453 D	T41-10	Main jet washer	1
12455 D	T1S8-10	Fuel bowl to intake screw lockwasher	1
12466 D	T1S8-6	Throttle stop screw	1
12469 D	T43-25	Air shutter swivel screw	1
12460 D	T1-S10-10	Fuel bowl to throttle body screw lockwasher	2
13738 D	C136-3	Fuel bowl to intake assembly screw	1
13764 D	CT91-1	Throttle plate to shaft screw	2
13769 D	T56-3	Pipe plug	1
16825 D	C138-23	Filter head washer	1
21207 D	T11S25-12	Lower plug	1
22866 D	CR147-1	Bowl to throttle body assembly screw	2
23335 D	CT52-1	Name plate	1
24658 D	CR134-1	Air shutter swivel washer	1
29879 D	T102-1	Air shutter lever swivel	1
29888 D	T73-9	Vacuum spark elbow	1
30672 D	T1S8-4	Name plate pin	1
30674 D	T11S6-5	Float bracket pin	1
30675 D	T31S6	Air shutter bracket screw	1
30677 D	C101-1	Air shutter screw	1
30678 D	C109-1	Air shutter tube clamp screw nut	1
30679 D	C108-1	Air shutter assembly	1
30680 D	C138-10	Choke wire bracket	1
30688 D	CT54-1	Air shutter shaft assembly (with lever)	1
30693 D	C46-25	Accelerating jet channel screw	1
30694 D	C111-9	Power jet washer	1
30611 D	T22S8	Idling adjusting screw	1
30612 D	T45-8	Idling adjusting screw spring	1
31847 D	T56-52	Pump lever clamp nut	1
36267 D	C56-1	Accelerator pump lever lockwasher	1
36605 D	C69-1	Vacuum cylinder washer	1
36607 D	C85-1	Idling jet, No. 13	1
36608 D	C91-1	Deflecting ring	1
36609 D	C97-1	Float assembly	1
36614 D	C120-4	Power jet vacuum cylinder assembly	1
35826 D	C55-1	Power jet valve	1
35840 D	C142-1	Float axle	1
35842 D	CR-63-1	Throttle body assembly	1
37283 D	CR-88-1	Accelerating jet, No. 13	1
37284 D	CR-121-10	Fuel bowl to throttle body gasket	1
39196 D	T73-18	Pitot tube	1
39840 D	C81-18	Float hinge bracket	1
39864 D		Throttle stop pin	1
		Air shutter stop pin	1
		Fuel valve and seal assembly, No. 30	1
		Main jet adjuster (for high altitude)	1

I H C Part No.	Mfr's No.	DESCRIPTION	No. Used
CARBURETOR (Zenith Model 28-AV-10)—Continued (For HD-174 Engines only)			
40475 D	A4-16	Air intake assembly.....	1
40476 D	E3-36A	Fuel bowl assembly.....	1
40477 D	C21-52	Throttle plate.....	1
40478 D	C29-61	Throttle lever and shaft assembly.....	1
40479 D	C31-7	Accelerator pump lever assembly.....	1
40480 D	C35-15x3	Accelerator pump assembly.....	1
40481 D	C38-7	Venturi, No. 24.....	1
40482 D	C32-7	Main jet, No. 22.....	1
40483 D	C33-1	Power jet, No. 12.....	1
40484 D	C66-23-1	Main discharge jet, No. 60.....	1
40485 D	C77-8	Fuel bowl vent tube.....	1
40486 D	C77-14	Well vent.....	1
40487 D	C112-8	Accelerating pump lever spring.....	1
40488 D	C138-46	Filter head.....	1
40489 D	C143-16	Fuel bowl to air intake gasket.....	1
40490 D	C2-21A-1	Priming plug.....	1
40491 D	F2x1	Filter element.....	1

A-C FUEL PUMP (For HD-174 Engine only)

I H C Part No.	Mfr's No.	DESCRIPTION	No. Used
79290 H	Fuel pump, complete.....	1
23512 D	848429	Rocker arm pin retaining ring.....	2
23618 D	855003	Inlet and outlet (fiber) valve.....	2
23626 D	855135	Inlet valve plug.....	1
23626 D	855136	Inlet and outlet valve plug gasket.....	2
23636 D	855325	Top cover with valve seats.....	1
23646 D	855789	Outlet valve plug with air dome.....	1
23647 D	855906	Rocker arm spring.....	1
23654 D	856337	Body.....	1
25481 D	856036	Rocker arm pin.....	1
25482 D	856018	Linkage.....	1
26095 D	856270	Inlet and outlet valve spring.....	2
26964 D	855912	Diaphragm spring.....	1
26966 D	1521343	Rocker arm.....	1
32141 D	1521980	Diaphragm and pull rod assembly.....	1
39624 HA	Fuel pump breather and drain plug.....	1
61344 VA	Fuel bowl.....	1
61346 VA	Fuel bowl gasket.....	1
61348 VA	Fuel bail assembly.....	1
FUEL PUMP CONNECTIONS			
62470 H	Fuel pump shield.....	1
79260 H	Fuel pipe—fuel pump to carburetor.....	1
5630 TM	Fuel pump elbow (for inlet and outlet pipe).....	3
2163 Y	Fuel pump mounting gasket.....	1

A-C AIR CLEANER (Oil Bath Type)

(For HD-213 Engine only)

I H C Part No.	Mfr's. No.	DESCRIPTION	No. Used
66209 H	1628360	Air cleaner, complete	1
46364 H		Air cleaner to carburetor clamp, 2 3/8" I. D.	1
62097 H		Air cleaner seal (under clamp)	1
69078 HX	1526518	Air cleaner top cover with gasket	1
69080 H	1526517	Air cleaner top cover gasket	1
69081 H	1528217	Air cleaner filter element assembly	1
69088 H	1526269	Air cleaner filter element to tube gasket	1
69089 HX	1528353	Air cleaner oil pan and tube assembly	1
69094 H	103127	Air cleaner top cover wing nut	1

When ordering, always use I H C Part Nos.

Ref. No.	I H C Part No.
1	69094 H
2	69078 HX
3	69080 H
4	69081 H
5	69089 HX

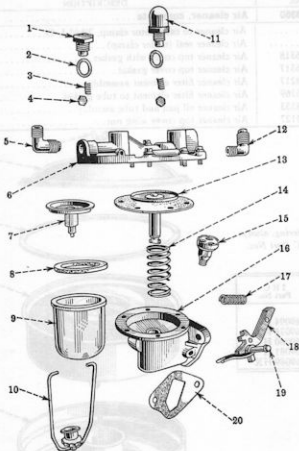


AIR CLEANER (United)

(For HD-174 Engine Only)

I H C Part No.	Mfr's. No.	DESCRIPTION	No. Used
76048 H		Air cleaner, complete	1
Q 3752		Air cleaner top cover wing nut	1
46364 H		Air cleaner clamp	1
62097 H		Air cleaner seal (under clamp)	1
75611 H		Air cleaner filter element to tube gasket	1
79190 H		Air cleaner filter element assembly	1
79194 H		Air cleaner oil pan and tube assembly	1
79201 H		Air cleaner top cover	1

FUEL PUMP (A-C) (3½" diameter diaphragm) (2161 YB) (For HD-213 engines only)



Unnumbered parts in the illustrations are the same as corresponding parts shown with numbers.

Ref. No.	I H C Part No.	Ref. No.	I H C Part No.	Ref. No.	I H C Part No.
1	23525 D	8	51346 VA	15	39624 HA
2	23526 D	9	51344 VA	16	23554 D
3	26095 D	10	51348 VA	17	23547 D
4	23518 D	11	23545 D	18	26966 D
5	5630 TM	12	5630 TM	19	25481 D
6	23536 D	13	32141 D	20	2163 Y
7	33438 D	14	26964 D		

When ordering, always use I H C part Nos.

Don't order parts from the illustrations only; refer to the list above.

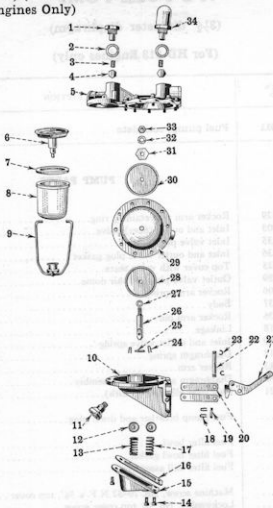
A-C FUEL PUMP

($3\frac{1}{2}$ " diameter diaphragm)

(For HD-213 Engines only)

I H C Part No.	Mfr's. No.	DESCRIPTION	No. Used
2161 YB	1621011	Fuel pump, complete.....	1
PUMP PARTS			
23512 D	848429	Rocker arm pin retaining ring.....	2
23518 D	855003	Inlet and outlet (fiber) valve.....	2
23626 D	855135	Inlet valve plug.....	1
23626 D	855136	Inlet and outlet valve plug gasket.....	2
23636 D	855325	Top cover with valve seats.....	1
23646 D	855789	Outlet valve plug with air dome.....	1
23647 D	855906	Rocker arm spring.....	1
23654 D	856337	Body.....	1
26481 D	856036	Rocker arm pin.....	1
26482 D	856018	Linkage.....	1
26696 D	856270	Inlet and outlet valve spring.....	2
26964 D	855912	Diaphragm spring.....	1
26966 D	1521343	Rocker arm.....	1
32141 D	1521980	Diaphragm and pull rod assembly.....	1
33438 D	F2x21	Fuel filter element (Zenith).....	1
39624 HA	Fuel pump breather and drain plug.....	1
51344 VA	Fuel filter bowl.....	1
51346 VA	Fuel filter bowl gasket.....	1
51348 VA	Fuel filter bail assembly.....	1
.....	Machine screw, No. 10-32 N.F. x $\frac{1}{8}$ ", top cover.....	6
.....	Lockwasher, No. 10, top cover screw.....	6
FUEL PUMP CONNECTIONS			
62470 H	Fuel pump shield.....	1
6630 TM	Fuel pump elbow.....	3
2163 Y	Fuel pump mounting gasket.....	1
Q 1776	Capscrew, $\frac{1}{8}$ "-18 N.C. x 1"-fuel pump.....	2
.....	Lockwasher, $\frac{1}{8}$ " for Q1776.....	2

FUEL PUMP (A-C) (Large Capacity)
(62312H) (Special) (4" diameter diaphragm)
(For HD-213 Engines Only)



Unnumbered parts in the illustrations are the same as corresponding parts shown with numbers.
 When ordering, always use I H C Part Nos.

Ref. No.	I H C Part No.	Ref. No.	I H C Part No.	Ref. No.	I H C Part No.
1	23534 D	13	39675 D	25	23539 D
2	23535 D	14	31760 D	26	23529 D
3	26095 D	15	25584 D	27	23520 D
4	23533 D	16	25586 D	28	39796 D
5	39799 D	17	23530 D	29	23538 D
6	33438 D	18	23521 D	30	23532 D
7	51346 VA	19	23539 D	31	23522 D
8	51344 VA	20	25588 D	32	3/4" lock-washer
9	51348 VA	21	39676 D	33	36348 D
10	39798 D	22	26350 D	34	23551 D
11	39624 HA	23	36351 D		
12	23541 D	24	23521 D		

Don't order parts from the illustrations only; refer to the list also.

A-C FUEL PUMP (Special)

(Large Capacity)
(4" diameter diaphragm)
(For HD-213 Engines only)

I H C Part No.	Mfr's No.	DESCRIPTION	No. Used
62312 H	1523736	Fuel pump, complete	1
PUMP PARTS			
23620 D	855012	Pull rod (copper) gasket.....	1
23621 D	855017	Rocker arm link pin clip.....	2
23622 D	855029	Diaphragm alignment (top) washer.....	1
23629 D	855250	Pull rod.....	1
23630 D	855253	Rocker arm spring.....	1
23632 D	855274	Diaphragm protector (upper).....	1
23633 D	855279	Inlet and outlet (fiber) valve.....	2
23634 D	855281	Inlet valve plug.....	1
23635 D	855282	Inlet and outlet valve plug gasket.....	2
23638 D	855389	Diaphragm.....	1
23639 D	855016	Rocker arm link pin.....	2
23641 D	855532	Rocker arm and diaphragm spring cup.....	2
23651 D	855918	Outlet valve plug with air dome.....	1
25684 D	855573	Bottom cover.....	1
25686 D	855585	Bottom cover gasket.....	1
25688 D	855574	Rocker arm link.....	2
26096 D	856270	Inlet and outlet valve spring.....	2
31760 D	132108	Bottom cover screw, No. 10-32 N.F. x $\frac{3}{8}$ ".....	3
33438 D	F-2x21	Fuel filter element (Zenith).....	1
36348 D	1521749	Pill rod nut, $\frac{3}{4}$ "-28 N.F.....	1
36360 D	1321289	Rocker arm pin.....	1
36361 D	1321288	Rocker arm pin retaining ring.....	2
39676 D	1521187	Diaphragm spring.....	1
39676 D	855997	Rocker arm.....	1
39796 D	1521720	Diaphragm protector (lower).....	1
39798 D	1522053	Body.....	1
39799 D	1522172	Top cover with valve seats.....	1
39624 HA	Fuel pump breather and drain plug.....	1
51344 VA	Fuel filter bowl.....	1
51346 VA	Fuel filter bowl gasket.....	1
51348 VA	Fuel filter bail assembly.....	1
.....	Machine screw, No. 10-32 N.F. x $\frac{3}{8}$ ", top cover.....	10
.....	Lockwasher, No. 10, top cover screw.....	10
.....	Lockwasher, $\frac{3}{4}$ ", pull rod nut.....	1
FUEL PUMP CONNECTIONS			
61974 HX	Fuel pump shield.....	1
6630 TM	Fuel pump elbow (for inlet and outlet pipe).....	2
2163 Y	Fuel pump mounting gasket.....	1
Q 1776	Cap screw, $\frac{3}{16}$ "-18 N.C. x 1", fuel pump to engine.....	2
.....	Lockwasher, $\frac{3}{16}$ " fuel pump to engine cap screw.....	2

FUEL TANK AND PIPING

I H C Part No.	DESCRIPTION	No. Used
64574 HAX	Fuel tank, complete with gauge, outlet and drain plug (less filler neck) (capacity, 13 $\frac{1}{2}$ U.S. gallons) (Note: 64574 HX requires $\frac{3}{8}$ " mounting screws and 64574 HAX requires $\frac{5}{16}$ " mounting screw) (see page 47).....	1
6669 H	Fuel tank support bolt, $\frac{3}{8}$ "-24 N.F. x 1 $\frac{1}{2}$ " (for 64574 HX tank only).....	1
9109 H	Fuel pipe union (between tank to pump pipes).....	1
18088 H	Fuel pipe clip (5 used for 125" W.B.).....	4
37314 H	Fuel gauge terminal screw, No. 8-32 N.C. x $\frac{1}{4}$ ".....	1
39205 H	Fuel tank filler neck hose clamp (not for trucks with Stake Body without rear fenders).....	2
42685 HA	Fuel pipe clip.....	2
48716 H	Fuel gauge terminal screw lockwasher, No. 8.....	1
62214 HX	Fuel tank filler neck assembly (not for trucks with Stake Body without rear fenders)	1
63467 H	Fuel tank lower filler neck gasket.....	1
63469 H	Fuel tank lower filler neck mounting screw washer, $\frac{1}{4}$ " I.D. x $\frac{1}{2}$ " O.D.....	1
63474 H	Fuel gauge tank unit gasket.....	1
64571 H	Fuel tank outlet fitting.....	1
64573 H	Fuel gauge (tank unit).....	1
64899 H	Fuel tank support bolt spring.....	1
64900 H	Fuel tank anti-squeak.....	2
65161 H	Fuel tank outlet fitting gasket.....	1
66325 H	Fuel tank filler neck fender grommet.....	1
66601 H	Fuel pipe, tank to union (113" W.B.).....	1
66602 H	Fuel pipe, tank to union (125" W.B.).....	1
66506 H	Fuel pipe, union to fuel pump inlet.....	1
67092 HAX	Fuel tank filler neck assembly, upper (not for trucks with Stake Body without rear fenders) (See page 47).....	1
67094 HX	Fuel tank filler neck assembly, lower (not for trucks with Stake Body without rear fenders) (See page 47).....	1
67095 H	Fuel tank filler neck hose (not for trucks with Stake Body without rear fenders).....	1
67097 H	Fuel tank filler cap with gasket.....	1
68423 H	Fuel tank ground strap.....	1
74384 H	Fuel tank support bolt, $\frac{5}{16}$ "-24 N.F. x 1 $\frac{1}{2}$ " (for 64574 HAX tank only).....	1
13046 V	Fuel tank support bolt lockwire, 7" long.....	1
61060 V	Fuel tank filler cap gasket.....	1
	Standard Parts	
	Pipe plug, $\frac{1}{4}$ ", for tank drain.....	1
	Slotted screw, No. 10-32 N.F. x $\frac{1}{4}$ ", fuel tank outlet fitting.....	2
	Slotted screw, No. 10-32, N.F. x $\frac{1}{4}$ ", fuel gauge.....	6
	Machine screw, $\frac{1}{4}$ "-20 N.C. x $\frac{5}{16}$ ", fuel pipe clip (7 used for 125" W.B.).....	6
Q 1773	{ Capscrew, $\frac{5}{16}$ "-24 N.F. x $\frac{3}{4}$ ", for mounting 64574 HAX fuel tank.....	2
	{ Capscrew, $\frac{5}{16}$ "-24 N.F. x $\frac{3}{4}$ ", fuel tank filler neck to tank.....	4
Q 1799	{ Capscrew, $\frac{5}{16}$ "-24 N.F. x $\frac{3}{4}$ ", for mounting 64547 HX fuel tank.....	2
	{ Hex. nut, $\frac{1}{4}$ "-20 N.C. fuel pipe clip (7 used for 125" W.B.).....	6
Q 397	Plain washer, $\frac{1}{16}$ " I.D. x $\frac{3}{4}$ " O.D., for mounting 64574 HAX fuel tank.....	1
Q 1597	Plain washer, $\frac{1}{16}$ " I.D. x $\frac{3}{4}$ " O.D., for mounting 64574 HX fuel tank.....	1
	Lockwasher, $\frac{1}{4}$ ", fuel pipe clip (7 used for 125" W.B.).....	6
	Lockwasher, $\frac{5}{16}$ ", for mounting 64574 HAX fuel tank.....	2
	Lockwasher, $\frac{3}{8}$ ", for mounting 64574 HX fuel tank.....	2


I H C Part No.	DESCRIPTION	No. Used per Ass'y.	No. Used per Truck
FUEL TANK AND PIPING—Continued			
Details of Assemblies			
64574 HAX	Fuel tank, complete with gauge, outlet and drain plug		1
37314 H	Fuel gauge terminal screw	1	
48716 H	Fuel gauge terminal screw lockwasher	1	
§ 63468 H	Fuel tank filler neck clamp plate	1	
63474 H	Fuel gauge tank unit gasket	1	
64571 H	Fuel tank outlet fitting	1	
§ 64572 H	Fuel tank baffle	2	
64573 H	Fuel gauge (tank unit)	1	
§ 64575 H	Fuel tank body lower half	1	
§ 64576 H	Fuel tank body upper half	1	
§ 65160 H	Fuel gauge flange	1	
65161 H	Fuel tank outlet fitting gasket	1	
§ 65240 H	Fuel tank drain plug flange	1	
§ 65850 H	Fuel tank mounting tapping block	3	
.....	Pipe plug, $\frac{1}{4}$ ", fuel tank drain	1	
.....	Slotted screw, No. 10-32 N.F. x $\frac{1}{4}$ ", fuel tank outlet fitting and fuel gauge	8	
.....	Rivet, No. 3 (tinned) for fuel tank drain flange	3	
67092 HAX	Fuel tank filler neck assembly, upper		1
§ 50033 H	Fuel tank filler neck end fitting	1	
§ 67092 HA	Fuel tank filler neck, upper	1	
§ 67093 H	Fuel tank filler neck vent tube	1	
67094 HX	Fuel tank filler neck assembly, lower		1
§ 63466 H	Fuel tank filler neck flange	1	
§ 67094 H	Fuel tank filler neck, lower	1	

§ No supplied separately for repairs.

ADDITIONS AND CHANGES

REVISIONS TO DRAWINGS

IHC Part No.	DESCRIPTION	Change Serial No.	No. Used	Replaces Part No.
				241 87148
				241 87149
				241 87150
				241 87151
				241 87152
				241 87153
				241 87154
				241 87155
				241 87156
				241 87157
				241 87158
				241 87159
				241 87160
				241 87161
				241 87162
				241 87163
				241 87164
				241 87165
				241 87166
				241 87167
				241 87168
				241 87169
				241 87170
				241 87171
				241 87172
				241 87173
				241 87174
				241 87175
				241 87176
				241 87177
				241 87178
				241 87179
				241 87180
				241 87181
				241 87182
				241 87183
				241 87184
				241 87185
				241 87186
				241 87187
				241 87188
				241 87189
				241 87190
				241 87191
				241 87192
				241 87193
				241 87194
				241 87195
				241 87196
				241 87197
				241 87198
				241 87199
				241 87200



Ignition, Starting and Lighting

	Page
Instrument Cluster on Panel	51
Wiring and Connections	55, 59
Head Lamps, Stop and Tail Lamps	70 to 75
Bulbs for lamps	69
Cowl Lamps, Cab Marker and Fender Lamps	76 to 81
Delco-Remy Generators, Distributors, Starting Motors, Horns and Switches	52, 60

Model	Year
1935	1
1936	2
1937	3
1938	4
1939	5
1940	6
1941	7
1942	8
1943	9
1944	10

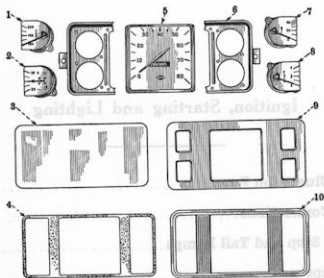
(For Fog Lamps and Safety Lights, see page 154)

1945

1946

1947

INSTRUMENT CLUSTER



Unnumbered parts in the illustrations are the same as corresponding parts shown with numbers.

Ref. No.	I H C Part No.
1	64966 H
2	64954 H
3	66580 H
4	66581 H
5	*Speedometer
6	67021 HX
7	64965 H
8	64955 H
9	66582 H
10	64967 H

*listed on page 95

When ordering, always use I H C Part Nos.

Don't order parts from the illustrations only; refer to the list also.

INSTRUMENT CLUSTER

Consisting of:

**Oil Pressure Gauge, Temperature Indicator,
Fuel Gauge and Ammeter**

I H C Part No.	DESCRIPTION	No. Used
66212 H	Instrument cluster, complete (less speedometer).....	1
24790 D	Instrument terminal nut lockwasher, $\frac{3}{16}$ ".....	8
37314 H	Oil pressure and temperature indicator terminal screw, No. 8-32 N.C. x $\frac{1}{4}$ " (engine unit).....	2
47895 H	Instrument terminal nut, No. 10-32 N.F.....	8
48716 H	Oil pressure and temperature indicator terminal screw lockwasher (engine unit)...	2
63089 H	Temperature indicator (engine unit).....	1
63090 H	Oil pressure gauge (engine unit).....	1
64954 H	Ammeter, 30-30 amp.....	1
64955 H	Fuel gauge (panel unit) (for fuel tank unit, see page 46).....	1
64956 H	Oil pressure gauge (panel unit).....	1
64966 H	Temperature indicator (panel unit).....	1
64967 H	Instrument cluster bezel.....	1
64968 H	Instrument cluster housing with glass and bezel.....	1
64996 H	Instrument mounting screw, No. 8-32 N.C. x $\frac{3}{16}$ ".....	8
66789 HX	Instrument cluster adapter panel with clips.....	1
66580 H	Instrument cluster glass.....	1
66581 H	Instrument cluster glass gasket.....	1
66582 H	Instrument cluster dial mask.....	1
67021 HX	Instrument cluster housing (less glass and bezel).....	1
67980 H	Instrument cluster mounting screw lockwasher.....	2
74423 H	Instrument terminal nut spring washer.....	8
78496 H	Fuel gauge (panel unit) (Stewart-Warner) special.....	1
Standard Parts		
.....	Machine screw, No. 10-24 N.C. x $\frac{3}{4}$ ", instrument cluster adapter panel.....	4
.....	Slotted screw, No. 12-28 N.F. x $\frac{3}{4}$ ", instrument cluster.....	2
.....	Hex nut, No. 10-24 N.C., instrument cluster adapter panel screw.....	4
.....	Lockwasher, No. 10, instrument cluster adapter panel screw.....	4
.....	Plain washer, No. 10 (brass) instrument terminal.....	8
(See page 54 for Instrument Panel Lamp and Switch.)		

IGNITION, STARTING AND LIGHTING CONNECTIONS

I H C Part No.	DESCRIPTION	No. Used
DISTRIBUTOR AND CONNECTIONS		
* 41612 HA	Distributor (Delco-Remy 622-R).....(see page 60 for component parts)	1
43521 H	Distributor control vacuum pipe elbow (also see 44280 H).....	x
△ 43521 H	Distributor control vacuum pipe compression sleeve (also see 44281 H).....	x
△ 43523 H	Distributor control vacuum pipe nut (also see 44282 H).....	x
43525 H	Distributor control vacuum pipe clip (at cylinder head).....	1
43526 H	Distributor control vacuum pipe clip (at engine support plate).....	1
* 43527 HA	Distributor vacuum control and support assembly (Delco-Remy 681-E) (for HD-213 engine only).....(see page 61 for component parts)	1
44280 H	Distributor control vacuum pipe elbow (optional with 43521 H).....	x
44281 H	Distributor control vacuum pipe compression sleeve (optional with 43522 H).....	x
44282 H	Distributor control vacuum pipe nut (optional with 43523 H).....	x
△ 43624 H	Distributor control vacuum pipe connector (for trucks with governor).....	x
62654 H	Distributor control vacuum pipe (carburetor to control unit).....	1
△ 67009 H	Distributor control vacuum pipe (governor to carburetor) (for trucks with "HANDY" governor).....	1
73142 H	Distributor control vacuum pipe (governor to carburetor) (for trucks with "LEIBING" low speed governor).....	1
* 75144 H	Distributor vacuum control and support assembly (Delco-Remy No. 1116004) (for HD-174 engine only).....	1
1679 Y	Distributor mounting gasket.....	1
.....	Slotted screw, No. 10-32 N.C. x 3/8", for clip 43525 H.....	1
.....	Hex. nut, No. 10-32 N.C., for clip 43525 H.....	1
GENERATOR AND CONNECTIONS		
60787 H	Generator adjusting strap (for high output generator).....	1
57828 H	Generator mounting capscrew, rear, 5/16"-24 N.F. x 1 1/4" (not for low speed cut-in or high output generators).....	1
69400 H	Generator mounting capscrew, front, 5/16"-24 N.F. x 1 1/4" (not for high output generator).....	1
* 60209 H	Generator assembly (Delco-Remy 934-F)(high output special) (see page 64 for component parts)	1
* 60611 H	Generator (Delco-Remy 946-P) (standard).....(see page 61 for component parts)	1
60614 H	Generator mounting bracket (not for high output generator).....	1
60615 H	Generator adjusting strap (not for high output generator).....	1
60616 H	Generator mounting bracket spacer (not for high output generator).....	1
	Generator adjusting strap spacer (for high output generator).....	1
61190 H	Generator mounting bracket (for high output generator).....	1
61195 H	Generator mounting bracket spacer (for high output generator).....	1
61340 H	Generator mounting capscrew, front, 7/16"-14 N.C. x 3" (for high output generator).....	1
61341 H	Generator mounting capscrew, rear, 7/16"-14 N.C. x 2 3/8" (for high output generator).....	1
* 61776 HX	Generator assembly (Delco-Remy 958-D) (low-speed cut-in—special) (see page 62 for component parts)	1
61788 H	Generator mounting capscrew, rear (5/16"-24 N.F. x 2 3/8" (for low speed cut-in generator).....	1
22651 V	Generator and fan drive belt (for high output generator).....	1
33026 V	Generator rear mounting spacer (for low speed cut-in generator).....	1
1896 Y	Generator and fan drive belt (not for high output generator).....	1

I H C Part No.	DESCRIPTION	No. Used
IGNITION, STARTING AND LIGHTING CONNECTIONS—Continued		
GENERATOR AND CONNECTIONS—Continued		
Standard Parts		
Q 1774	Capscrew, $\frac{5}{16}$ "-18 N.C. x $\frac{3}{4}$ ", generator adjusting strap (not for high-output generator).....	1
Q 1776	Capscrew, $\frac{5}{16}$ "-18 N.C. x 1", generator adjusting strap (for high output generator).....	1
Q 1830	Capscrew, $\frac{1}{4}$ "-14 N.C. x 1", generator mounting bracket to engine (not for high output generator).....	2
Q 1832	Capscrew, $\frac{1}{4}$ "-14 N.C. x $1\frac{1}{4}$ ", generator mounting bracket to engine (for high output generator).....	2
	Hex. nut, $\frac{5}{16}$ "-24 N.F., generator mounting capscrew (not for high output generator).....	2
	Hex. nut, $\frac{1}{4}$ "-14 N.C., generator mounting capscrew (for high output generator).....	2
	Lockwasher, $\frac{5}{16}$ ", generator mounting capscrew (not for high output generator).....	2
	Lockwasher, $\frac{5}{16}$ ", generator adjusting strap capscrew.....	1
	Lockwasher, $\frac{1}{4}$ ", generator mounting capscrew (for high output generators).....	2
	Lockwasher, $\frac{1}{4}$ ", generator mounting bracket capscrew.....	2
Q 397	Plain washer, $1\frac{1}{16}$ " I.D. x $\frac{3}{4}$ " O.D., generator adjusting strap capscrew.....	1
	Cotter pin, $\frac{1}{16}$ x $\frac{3}{4}$ ", generator mounting capscrew (not for high output generator).....	2
	Cotter pin, $\frac{5}{16}$ x 1", generator mounting capscrew (for high output generator).....	2
VOLTAGE AND CURRENT REGULATOR		
(used only with high output generator)		
24790 D	Regulator to dash screw lockwasher, No. 10.....	4
* 56276 H	Voltage and current regulator (Delco-Remy 5597). (see page 65 for component parts).....	1
61781 V	Regulator to dash spacer.....	4
	Slotted screw, No. 10-32 N.F. x $1\frac{1}{4}$ ", regulator to dash.....	4
	Hex. nut, No. 10-32 N.F., regulator to dash screw.....	4
Q 102	Plain washer, $1\frac{1}{16}$ " I.D. x $\frac{3}{4}$ " O.D., regulator to dash screw.....	4
IGNITION SWITCH AND COIL		
* 13555 D	Ignition coil (Delco-Remy 528-C)..... (see page 67 for component parts)	1
* 50212 H	Ignition switch (Delco-Remy 429-V)..... (see page 67 for component parts)	1
78716 H	Ignition coil bracket (only for trucks with "Stordor" Body).....	1
Q 1771	Capscrew, $\frac{5}{16}$ "-24 N.F., x $\frac{1}{2}$ ", ignition coil mounting.....	2
	Hex. nut, $\frac{5}{16}$ "-24 N.F., ignition coil mounting capscrew.....	2
	Lockwasher, $\frac{5}{16}$ ", ignition coil mounting capscrew.....	2
STARTING MOTOR AND SWITCH		
21209 H	Starting switch spacer.....	2
* 60827 H	Starting motor assembly (Delco-Remy 739 H)..... (see page 66 for component parts)	1
62942 HX	Push button switch assembly (for starter) (only for trucks with "Stordor" Body).....	1
* 64931 H	Starting switch (Delco-Remy 405-C) (not for trucks with "Stordor" Body)..... (see page 67 for component parts)	1
* 74914 H	Magnetic starter switch (Delco-Remy 1549) (only for trucks with "Stordor" Body).....	1
78713 H	Magnetic switch bracket (only for trucks with "Stordor" Body).....	1
Q 1860	Capscrew, $\frac{3}{8}$ "-13 N.C. x $1\frac{1}{4}$ ", starting motor to engine.....	2
	Slotted screw, No. 12-24 N.C. x $\frac{5}{8}$ ", starting switch to dash.....	2
	Lockwasher, $\frac{1}{4}$ ", starting switch to dash screw.....	2
	Lockwasher, $\frac{3}{4}$ ", starting motor to engine capscrew.....	2

I H C Part No.	DESCRIPTION	No. Used
IGNITION, STARTING AND LIGHTING CONNECTIONS—Continued		
LIGHTING SWITCH, DIMMER SWITCH AND FUSE		
21336 H	Lighting switch control rod mounting nut lockwasher, $\frac{3}{8}$ "	1
* 36614 HA	Lighting switch (Delco-Remy 481-W)	1
37314 H	Lighting switch terminal screw (short) No. 8-32 N.C. x $\frac{1}{4}$ "	4
37321 H	Terminal screw lockwasher, No. 8	9
37636 H	Lighting switch terminal screw (long) No. 8-32 N.C. x $\frac{1}{2}$ "	2
63870 H	Dimmer switch mounting bracket	1
64022 H	Dimmer switch terminal screw, No. 8-32 N.C. x $\frac{3}{16}$ "	3
67237 H	Lighting switch control rod	1
* 67313 H	Dimmer switch (Delco-Remy 471-P)	1
10815 VA	Fuse (20 amp.) on back of lighting switch	1
Standard Parts		
.....	Slotted screw, No. 12-24 N.C. x $\frac{1}{2}$ ", dimmer switch bracket to cowl (Left Hand Drive)	2
.....	Slotted screw, $\frac{1}{4}$ "-20 N.C. x $\frac{1}{2}$ ", dimmer switch bracket to cowl (Right Hand Drive)	2
.....	Slotted screw, $\frac{1}{4}$ "-20 N.C. x $\frac{1}{2}$ ", dimmer switch to bracket	2
.....	Hex. nut, $\frac{1}{4}$ "-20 N.C., dimmer switch bracket to cowl screw (Right Hand Drive)	2
.....	Hex. nut, $\frac{3}{4}$ "-24 N.F. (thin), lighting switch control rod	1
.....	Lockwasher, No. 12, dimmer switch bracket to cowl screw (Left Hand Drive)	2
.....	Lockwasher, $\frac{1}{4}$ ", dimmer switch bracket to cowl screw (Right Hand Drive)	2
.....	Lockwasher, $\frac{1}{4}$ ", dimmer switch to bracket screw	2
SPARK PLUGS (18 mm. thread)		
37761 H	Spark plug (Champion No. 7B) (for severe service)	6
37762 H	Spark plug gasket	6
37795 H	Spark plug (Champion C-7B) (for standard service)	6
45466 H	Spark plug cable bracket	1
45467 H	Spark plug cable rubber bushing	1
46028 HA	Spark plug (AC type D-7) (for standard service)	6
74340 HA	Spark plug (AC type D-6) (for heavy service)	6
76364 HA	Spark plug (AC type D-4 $\frac{1}{2}$) (for extremely severe service)	6
HORN		
(Also see pages 132 and 135)		
27688 H	Horn to bracket mounting nut, $\frac{1}{4}$ "-28 N.F.	2
* 46970 H	Horn (Delco-Remy K-16-2002) (see page 68 for component parts)	1
46971 H	Horn mounting bracket	1
60923 H	Horn to bracket mounting nut lockwasher, $\frac{1}{4}$ "	2
INSTRUMENT PANEL LAMP AND SWITCH		
21336 H	Instrument lamp switch mounting nut lockwasher, $\frac{3}{8}$ "	1
37314 H	Instrument lamp switch terminal screw, No. 8-32 N.C. x $\frac{1}{4}$ "	2
66337 H	Instrument lamp bulb, 6-8 volt, single contact (1 $\frac{1}{2}$ C.P.)	1
66568 HY	Instrument lamp socket, complete with cable and spring	1
67262 HX	Instrument lamp switch, less knob	1
67263 H	Instrument lamp switch knob	1
68105 H	Instrument lamp switch terminal screw lockwasher, No. 8	2
68106 H	Instrument lamp switch mounting nut, $\frac{3}{8}$ "-32 N.E.F. (round)	1
68107 H	Instrument lamp switch lock nut, $\frac{3}{8}$ "-32 N.E.F. (hex.)	1

I H C Part No.	DESCRIPTION	No. Used
IGNITION, STARTING AND LIGHTING CONNECTIONS—Continued		
BATTERY MOUNTING		
61992 H	Battery clamp bolt, 5/16"-18 N.C. x 10".....	2
62346 H	Battery support.....	2
62347 H	Battery support strap.....	1
Standard Parts		
Q 1799	Capscrew, 3/8"-24 N.F. x 3/4", battery support to frame.....	4
	Hex. nut, 5/16"-18 N.C., battery clamp bolt.....	4
	Hex. nut, 3/4"-24 N.F., battery support to frame capscrew.....	4
	Lockwasher, 5/16", battery clamp bolt.....	2
	Lockwasher, 3/8", battery support to frame capscrew.....	4
Q 1697	Plain washer, 3/16" I.D. x 3/4" O.D., battery support to frame capscrew.....	4
JUNCTION BLOCKS AND CABLE CONNECTORS		
24790 D	Junction block mounting screw lockwasher, No. 10.....	4
46893 H	Horn cable connector.....	1
	Head lamp cable connector, right.....	2
63400 H	Junction block (not for trucks with "Stordor" Body).....	2
63404 H	Head lamp cable connector, left.....	1
67403 H	Junction block mounting screw, No. 10 x 3/4".....	4
77942 H	Junction block (for trucks with "Stordor Body").....	2
CABLES (not for trucks with "Stordor" Body)		
27594 HX	Cable—coil to distributor, high tension.....	1
56992 HY	Cable—"A" on generator to "GEN." on regulator (for high output generator).....	1
59898 H	Engine ground strap.....	1
62024 HX	Cable—tail lamp to cross member (ground) (for stake body with rear bumper).....	1
63523 HY	Cable—dimmer switch to left head lamp connector..... (Left Hand Drive)	1
63525 HY	Cable—dimmer switch to left head lamp connector..... (Right Hand Drive)	1
63526 HY	Cable—for head lamps (dimmer switch to junction block)..... (Left Hand Drive)	1
63530 HA	Cable—ignition switch to ammeter and lighting switch.....	1
63533 H	Cable—ignition switch to coil and fuel gauge panel unit.....	1
63536 H	Cable—for oil pressure, fuel and temperature indicator panel units.....	1
63537 HY	Cable—for head lamps (lighting switch to junction block).....	1
63537 HY	Cable—for tail lamp (lighting switch to junction block).....	1
63538 HY	Cable—steering gear to horn..... (Left Hand Drive)	1
63538 HY	Cable—horn to junction block.....	1
63539 HY	Cable—junction block to junction block..... (Left Hand Drive)	1
63540 HY	Cable—fuel gauge panel unit to junction block.....	1
63542 HY	Cable—temperature indicator panel unit to junction block.....	1
63543 HY	Cable—ammeter to junction block (for horn).....	1
63544 HY	Cable—steering gear to horn..... (Right Hand Drive)	1
63545 HY	Cable—oil pressure gauge engine unit to junction block.....	1
63546 HY	Cable—fuel gauge tank unit to junction block (113" W.B.).....	1
63547 HY	Cable—fuel gauge tank unit to junction block (125" W.B.).....	1
63548 HY	Cable—temperature indicator engine unit to junction block.....	1
63549 HY	Cable—stop lamp switch to junction block..... (Left Hand Drive)	1
63560 HY	Cable—stop lamp switch to junction block..... (Right Hand Drive)	1

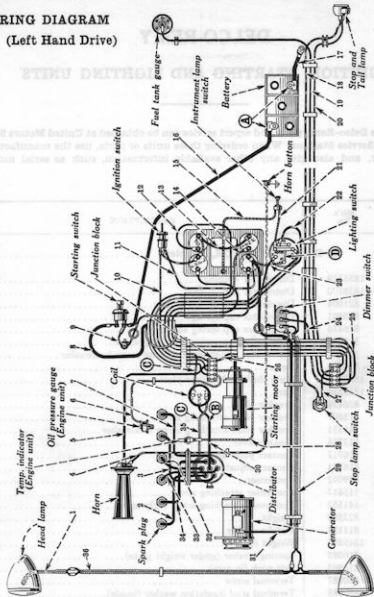
I H C Part No.	DESCRIPTION	No. Used
IGNITION, STARTING AND LIGHTING CONNECTIONS—Continued		
CABLES—Continued		
(not for trucks with "Stordor" Body)		
63551 HX	Cable—tail lamp to junction block (113° W.B.)..... (Left Hand Drive)	1
63552 HX	Cable—tail lamp to junction block (113° W.B.)..... (Right Hand Drive)	1
63553 HX	Cable—stop lamp switch to stop lamp (113° W.B.).....	1
63671 HY	Cable—coil to distributor, low tension.....	1
63672 HY	Cable—ammeter to starting switch (not for high output generator).....	1
63673 HY	Cable—relay on generator to ammeter (not for high output generator) (Left Hand Drive)	1
63614 HX	Cable—stop lamp switch to stop lamp (125° W.B.).....	1
63615 HX	Cable—tail lamp to junction block (125° W.B.)..... (Right Hand Drive)	1
63616 HX	Cable—tail lamp to junction block (125° W.B.)..... (Left Hand Drive)	1
64025 HY	Cable—oil pressure gauge panel unit to junction block.....	1
64038 HY	Cable—ignition switch to regulator (for high output generator).....	1
64039 HY	Cable—"F" on generator to "F" on regulator (for high output generator).....	1
66154 HY	Cable—battery to ground (for trucks with flat back cowl) (also see 73247 HY).....	1
66919 HY	Cable—dash ground to side rail.....	1
66992 HY	Cable—for head lamps (right lamp to left lamp).....	1
67145 HY	Cable—starter switch to ammeter (for high output generator).....	1
67146 HY	Cable—"BAT" on regulator to ammeter (for high output generator) (Left Hand Drive)	1
67157 HY	Cable—"BAT" on regulator to ammeter (for high output generator) (Right Hand Drive)	1
68112 HY	Cable—"Horn" on lighting switch to junction block.....	1
69101 HY	Cable—battery to ground (for trucks with cab or body) (optional with 69102 HY)	1
69102 HY	Cable—battery to ground (for trucks with cab or body) (also see 69101 HY)	1
69346 HY	Cable—fuel gauge panel unit to junction block..... (Right Hand Drive)	1
69646 HZ	Cable—battery to starting switch (also see 69659 HZ).....	1
69669 HZ	Cable—battery to starting switch (optional with 69646 HZ).....	1
70519 HY	Cable—relay on generator to ammeter (not for high output generator) (Right Hand Drive)	1
71179 HY	Cable—for head lamps (dimmer switch to junction block)..... (Right Hand Drive)	1
73247 HY	Cable—battery to ground (for trucks with flat back cowl) (optional with 66154 HY)	1
73425 HY	Cable—regulator to generator (ground) (for high output generator).....	1
10792 VDX	Cable—distributor to Nos. 2 and 5 spark plugs.....	2
20930 YY	Cable—for instrument lamp (switch to lighting switch).....	1
22803 VY	Cable—distributor to Nos. 1 and 6 spark plugs.....	2
22821 VAY	Cable—starting switch to starting motor.....	1
22830 VX	Cable—distributor to Nos. 3 and 4 spark plugs.....	2
Standard Parts		
.....	Slotted screw, 3/4"-20 N.C. x 3/4", tail lamp ground cable (for stake body with rear bumper).....	1
.....	Slotted screw, 3/4"-20 N.C. x 3/4", dash ground cable.....	1
Q 1799	CapscREW, 3/8"-24 N.F. x 3/4", battery ground cable.....	1
.....	CapscREW, 3/8"-24 N.F. x 3/4", engine ground strap.....	1
.....	Hex. nut, 1/4"-20 N.C., dash ground cable screw.....	1
.....	Hex. nut, 3/8"-24 N.F., battery ground cable capscREW.....	1
.....	Hex. nut, 3/8"-24 N.F., engine ground strap capscREW.....	1

I H C Part No.	DESCRIPTION	No. Used
IGNITION, STARTING AND LIGHTING CONNECTIONS—Continued		
CABLES—Continued		
Standard Parts		
	Hex. nut, 3/4"-20 N.C., tail lamp ground cable screw (for stake body with rear bumper).....	1
	Lockwasher, 3/4", tail lamp ground cable screw (for stake body with rear bumper).....	1
	Lockwasher, 3/4", dash ground cable screw.....	1
	Lockwasher, 3/8", battery ground cable capscrew.....	1
	Lockwasher, 3/8", engine ground strap capscrew.....	1
Q 1504	Plain washer, 3/8" I.D. 3/8" O.D., engine ground strap capscrew.....	2
BATTERY CABLE TERMINALS		
26375 H	Battery cable terminal with bolt (positive) (for 66154 HY and 69102 HY cables only)	1
26376 H	Battery cable terminal with bolt (negative) (for 69646 HZ cable only).....	1
26453 HX	Battery cable terminal bolt with nut (for 66154 HY, 69102 HY and 69646 HZ cables only).....	2
26454 H	Battery cable terminal bolt nut (for 66154 HY, 69102 HY and 69646 HZ cables only)	2
46074 H	Battery cable terminal (side formed).....	2
68241 H	Battery cable terminal bolt nut (for 69101 HY, 69659 HZ and 73247 HY cables only)	2
68241 HX	Battery cable terminal bolt with nut (for 69101 HY, 69659 HZ and 73247 HY cables only).....	2
HIGH TENSION CABLE TERMINALS		
17070 D	Spark plug cable terminal (distributor end).....	6
	Coil high tension cable terminal.....	2
1924 T	Spark plug cable terminal (plug end).....	6
LOW TENSION CABLE TERMINALS		
26739 H	Cable terminal (3/4"-side formed) (for high output generator) (also with cowl lamp)	x
27639 H	Cable terminal (No. 16).....	x
27640 H	Cable terminal (No. 70).....	x
27641 H	Cable terminal (No. 71).....	x
27746 H	Cable terminal (No. 12).....	x
27761 H	Cable terminal (No. 10).....	x
29890 H	Cable terminal (3/8"-side formed) (for high output generator).....	x
30700 H	Cable terminal (No. 17).....	x
34616 H	Cable terminal (3/8"-side formed) (for high output generator).....	x
46894 H	Cable terminal (Douglas).....	x
CABLE CLIPS		
18042 H	Clip for head lamp cable (at front cross member).....	1
63166 H	Clip for horn to steering gear cable.....	3
63166 H	Clip for cables at front of dash..... (Right Hand Drive)	2
63167 H	Clip for cable loom at front of dash.....	4
63402 H	Clip for stop and tail lamp cables.....	x
67129 H	Clip for battery to starter switch cable.....	1
71050 H	Clip for cables at front of dash.....	1
71050 H	Clip for generator and head lamp cables (at fender shield bolts).....	2
73163 H	Clip for horn to steering gear cable..... (Right Hand Drive)	1
10788 V	Clip for horn to steering gear cable..... (Left Hand Drive)	1
Q 1758	Capscrew, 3/4"-20 N.C. x 3/4", for cable clip 10788 V.....	1
	Slotted screw, 3/4"-20 N.C. x 3/2", for cable clip 67129 H.....	1
	Hex. nut, 3/4"-20 N.C., for cable clip 67129 H.....	1
	Lockwasher, 3/4", for cable clip 67129 H.....	1

I H C Part No.	DESCRIPTION	No. Used
IGNITION, STARTING AND LIGHTING CONNECTIONS—Continued		
CABLE INSULATING SLEEVES, LOOMS AND BUSHINGS		
28499 H	Cable insulating sleeve, $\frac{3}{8}$ " I.D. x 1' long	x
29281 H	Loom for generator and head lamp cables (not for high output generator)	1
45026 H	Cable insulating sleeve, $\frac{3}{8}$ " I.D. x $\frac{3}{4}$ " long	x
45027 H	Cable insulating sleeve, $\frac{3}{8}$ " I.D. x 1' long	x
48838 H	Loom for head lamp and dimmer switch cables	1
51399 H	Loom for generator and head lamp cables (for high output generator)	1
63403 H	Cable loom (thru dash)	1
65868 H	Cable insulating sleeve, $\frac{3}{8}$ " I.D. x 2' long	x
66597 H	Cable insulating sleeve, $\frac{3}{8}$ " I.D. x 1' long	x
69057 H	Cable insulating sleeve, $\frac{3}{8}$ " I.D. x 2 $\frac{1}{2}$ " long	x
69586 H	Loom for stop lamp switch to stop lamp cable	1
71198 H	Cable rubber bushing (thru dash)	1
73323 H	Cable loom (at front of dash)	1
10816 V	Cable insulating sleeve, $\frac{3}{8}$ " I.D. x 2' long	x
12957 V	Cable insulating sleeve, $\frac{3}{8}$ " I.D. x 2' long	x
13293 V	Spark plug cable insulator (distributor end)	6
	Coil high tension cable insulator	2
50484 V	Cable loom (at instrument panel)	1
CABLES		
(only for trucks with "Stordor" Body)		
25792 HX	Cable—coil to distributor, high tension	1
62262 H	Wiring harness—upper	1
62263 H	Wiring harness—lower	1
62272 HY	Cable—ammeter to light switch and starter button to ignition switch	2
62273 HY	Cable—ignition switch to fuel gauge	1
63522 HY	Cable—dimmer switch to left head lamp connectors	1
63535 H	Cable—for oil pressure, fuel and temperature indicator units	1
63539 HY	Cable—horn cable connector to junction block	1
66662 HY	Cable—for headlamps (right lamp to left lamp)	1
69102 HY	Cable—battery to ground	1
72299 HY	Cable—coil to distributor, low tension	1
74607 HY	Cable—dimmer switch to junction block	1
75810 HZ	Cable—battery to starter switch	1
79217 HX	Cable—tail lamp to connector	1
79218 HX	Cable—fuel gauge sender unit to connector	1
79219 HX	Cable—stop lamp switch to stop lamp	1
79220 H	Copper strap—magneto switch to starting motor	1
79221 HY	Cable—oil pressure sender unit to connector	1
79261 HX	Cable—dome lamp to connector	1
79262 HY	Cable—dome lamp to ground on frame	1
10792 VDX	Cable—distributor to No. 2 and 5 spark plugs	2
20530 VY	Cable—push pull switch to "horn" on light switch	1
22803 VX	Cable—distributor to No. 1 and 6 spark plugs	2
22830 VX	Cable—distributor to No. 3 and 4 spark plugs	2

WIRING DIAGRAM (Left Hand Drive)

When ordering, always use I H C Part Nos.



C—Low Tension Cable (33571 HV)

D—Fuse (10815 VA)

A—Battery Terminals
B—High Tension Cable (27694 HX)

Cables

(listed on page 55)

Ref. No.	I H C Part No.
1	*69028 H
2	22803 VX
3	10792 VD ^X
4	63538 HV
5	63548 HV
6	22803 VX
7	22803 VX
8	22821 VAV
9	63572 HV
10	63533 H
11	63530 HA
12	63536 H
13	63536 H
14	63542 HV
15	Δ66568 HV
16	69064 HZ
17	69102 HV
18	63546 HV
19	63546 HV
20	63551 HX
21	20930 VV
22	63537 HV
23	63530 HA
24	63540 HV
25	63539 HV
26	63549 HV
27	63548 HV
28	63548 HV
29	63523 HV
30	63573 HX
31	63573 HX
32	22830 VX
33	22830 VX
34	10792 VD ^X
35	63571 HV
36	60992 HV


* See page 71.

Δ See page 54.

Don't order parts from the illustrations only; refer to the list also.

DELCO-REMY

IGNITION, STARTING AND LIGHTING UNITS

 Genuine Delco-Remy parts and expert service can be obtained at United Motors Service Branches or Service Stations. When ordering these units or parts, use the manufacturer's part number, and also give any other available information, such as serial number, model, etc.

I H C Part No.	Mfr's No.	DESCRIPTION	No. Used
41612 HA	622-R	DISTRIBUTOR, complete	1
.....	1855379	Distributor housing.....	
.....	1838100	Distributor cap.....	
.....	821604	Distributor cap carbon button.....	
.....	816801	Distributor cap spring.....	
.....	826476	Distributor cap spring support.....	
.....	115607	Distributor cap spring attaching screw.....	
.....	141551	Distributor cap spring attaching screw lockwasher.....	
.....	816774	Rotor.....	
.....	1855376	Main shaft with weight plate.....	
.....	1855524	Cam.....	
.....	826474	Breaker plate.....	
.....	115607	Breaker plate attaching screw.....	
.....	141551	Breaker plate attaching screw lockwasher.....	
.....	813238	Breaker lever.....	
.....	816917	Contact point and support.....	
.....	816784	Contact adjusting screw.....	
.....	829092	Condenser.....	
.....	115417	Condenser attaching screw.....	
.....	141552	Condenser attaching screw lockwasher.....	
.....	823595	Weight.....	
.....	811124	Weight washer.....	
.....	1849492	Weight spring.....	
.....	810085	Spacing washer (under weight plate).....	
.....	816803	Felt wick (in cam).....	
.....	820987	Terminal screw.....	
.....	820988	Terminal stud insulation washer (inside).....	
.....	820991	Terminal stud insulation strip.....	
.....	821033	Terminal stud insulation bushing washer.....	
.....	816806	Terminal stud insulation washer (outside).....	
.....	807716	Terminal stud plain washer (outside).....	
.....	114653	Terminal stud nut.....	
.....	141551	Terminal stud nut lockwasher.....	
.....	805579	Grease cup.....	
.....	1855375	Distributor drive coupling.....	
.....	822273	Distributor drive coupling pin.....	
.....	811912	Spacing washer (under coupling).....	
.....	810074	Shim washer (.005") (under coupling).....	
.....	810078	Shim washer (.010") (under coupling).....	

I H C Part No.	Mfr's No.	DESCRIPTION	No. Used
43627 HA	681-E	DISTRIBUTOR VACUUM CONTROL	1
	1857719	Vacuum control (less bracket)	
	1841900	Coupling	
	1841901	Coupling gasket	
56998 H	1864208	Diaphragm spring	
	1857725	Bracket	
	115295	Bracket attaching nut	
	141552	Bracket attaching nut lockwasher	
	1857724	Clamp arm only	
	114991	Clamp screw	
	802818	Clamp screw nut	
	802760	Clamp screw nut lockwasher	
	1847272	Clamp arm to control rod screw	
	115295	Clamp arm to control rod screw nut	
	141552	Clamp arm to control rod screw nut lockwasher	
	1857726	Indicator arm	
	1857727	Hold-down screw	
	1847668	Hold-down screw spring	
	1857728	Hold-down screw washer (cupped $\frac{3}{8}$ " O.D.)	
	1857729	Hold-down screw washer ($\frac{1}{2}$ " O.D.)	
	115547	Hold-down screw lockwasher	
60611 H	946-P	GENERATOR, Complete (Standard)	1
	1841191	Frame and field assembly	
	816331	Pole shoe	
	828675	Pole shoe screw	
	812891	Relay lead bushing	
	1838576	Field coil assembly (to third brush)	
	1841186	Field coil assembly (to ground)	
	115607	Field lead ground screw	
	802729	Field lead ground screw lockwasher	
	811884	Terminal clip (to relay)	
	1857107	Terminal clip (to brush)	
	831187	Terminal clip (to ground)	
	1841027	Armature	
	1861502	Commutator cover band	
	1859961	Commutator end frame and pin assembly	
	817313	Brush holder hinge pin	
	817314	Brush holder stop pin	
	812016	Brush holder hinge pin with insulator	
	812015	Brush holder stop pin with insulator	
	812823	Bushing (commutator end)	
	809062	Dowel (commutator end)	
	113702	Oil (commutator end)	
	804076	Oil wick (commutator end)	
	816315	Oil hole plug (commutator end)	
	809698	Third brush plate	
	817532	Third brush plate clamp	
	142729	Third brush plate clamp screw	
	141552	Third brush plate clamp screw lockwasher	
	809824	Third brush plate spring washer	
	809614	Third brush plate spring washer pin	
	820517	Brush	

I H C Part No.	Mfr's No.	DESCRIPTION	No. Used
60611 H (Continued)	946-P	GENERATOR, complete (Standard)—Continued	1
	809642	Brush holder	
	809644	Brush spring (third and ground)	
	809658	Brush spring (insulated main)	
	1862803	Brush attaching screw	
	141550	Brush attaching screw lockwasher	
	809551	Brush attaching screw plain washer	
	809688	Brush ground lead	
	141540	Brush lead attaching screw	
	802730	Brush lead attaching screw lockwasher	
	820524	End plate (commutator end)	
	817220	End plate gasket (commutator end)	
	1866165	End plate screw (commutator end)	
	802729	End plate screw lockwasher (commutator end)	
	1865308	Drive end frame	
	1857603	Spacer collar (outside—drive end)	
	809961	Felt washer (drive end)	
	819104	Felt washer retainer plate (drive end)	
* 1266 C		Ball bearing (drive end) (N.D.3203)	
	1855702	Ball bearing retainer plate (drive end)	
	1855701	Ball bearing retainer plate gasket (drive end)	
	1866970	Ball bearing retainer plate screw (drive end)	
	802731	Ball bearing retainer plate screw lockwasher (drive end)	
	809945	Spacing washer (inside—drive end)	
	809593	Dowel (drive end)	
	125609	Oiler (drive end)	
	815018	Thru bolt	
	141555	Thru bolt lockwasher	
54361 H	1858604	Fan	
60612 H	1867190	Pulley	
* 7699 TM		Woodruff key, No. 5	
	806915	Woodruff nut	
	804000	Woodruff nut lockwasher	
	265-G	Relay (cut-out)	
	802729	Relay terminal screw lockwasher	
	115436	Relay mounting screw	
	1847387	Relay to brush lead	
61776 HX	958 D	GENERATOR, complete (low speed cut-in) (Special)	1
	1861335	Frame and field assembly	
	828453	Field coil, right	
	1862184	Field coil, left	
	1841982	Armature	
	1858530	Commutator end frame	
	1865308	Drive end frame	
	812823	Bushing (commutator end)	
* 1266 C		Ball bearing (drive end) (N.D. 3203)	
	1855702	Ball bearing retainer plate (drive end)	
	819104	Felt washer retainer plate (drive end)	
	820524	Commutator end cover plate	
	5542	Relay (control unit)	
	1853070	Main brush plate	

* Order from Fort Wayne Works.

I H C Part No.	Mfr's. No.	DESCRIPTION	No. Used
61776 HX (Continued)	958-D	GENERATOR, complete (low speed cut-in) (Special) —Continued.....	1
.....	1859144	Third brush plate.....	
.....	1850770	Third brush plate clamp, upper.....	
.....	1850771	Third brush plate clamp, lower.....	
.....	1860344	Main brush.....	
.....	1850768	Third brush.....	
.....	1850760	Main brush spring.....	
.....	1850767	Third brush spring.....	
.....	1850759	Brush arm.....	
.....	812004	Relay lead.....	
.....	1864176	Generator pulley.....	
56790 H	1858604	Generator fan.....	
54361 H	1861502	Commutator cover band.....	
.....	809763	Thru bolt.....	
.....	802731	Ball bearing retainer plate screw lockwasher.....	
.....	802730	Brush lead attaching screw lockwasher.....	
.....	138479	Control unit mounting screw lockwasher.....	
.....	802729	Commutator end cover plate screw lockwasher.....	
.....	106496	Main brush plate attaching screw lockwasher.....	
.....	804000	Shaft nut lockwasher (drive end).....	
.....	141552	Third brush clamp screw lockwasher.....	
.....	141555	Thru bolt lockwasher.....	
.....	806915	Shaft nut (drive end).....	
.....	1860970	Ball bearing retainer plate screw (drive end).....	
.....	141542	Brush lead attaching screw.....	
.....	132900	Control unit mounting screw.....	
.....	1866165	Commutator end cover plate screw.....	
.....	115434	Main brush plate attaching screw.....	
.....	828675	Pole shoe screw.....	
.....	1866487	Third brush plate clamp screw.....	
.....	1857412	Brush arm spacer washer.....	
.....	1856056	Control unit mounting washer.....	
.....	809961	Felt washer (drive end).....	
.....	809945	Space washer (inside) (drive end).....	
.....	1858603	Collar (outside) (drive end).....	
.....	809593	Dowel pin (drive end).....	
.....	809062	Dowel pin (commutator end).....	
.....	1855701	Ball bearing retainer plate gasket (drive end).....	
.....	817220	Commutator end cover plate gasket.....	
.....	125609	Oiler (drive end).....	
.....	113702	Oiler (commutator end).....	
.....	804076	Oil wick (commutator end).....	
.....	816315	Oil hole plug (commutator end).....	
.....	816323	Pole shoe.....	
.....	1857107	Terminal clip.....	
.....	833634	Terminal clip (to control unit).....	
.....	811884	Terminal clip (to control unit "F" terminal).....	
* 7699 TM	Woodruff key No. 5 (drive end).....	

I H C Part No.	Mfr's No.	DESCRIPTION	No Used
60209 H	934-F	GENERATOR, complete (high output) (Special)	1
	1861560	Frame and field assembly	
	1859625	Field coil, right	
	1859626	Field coil, left	
	1861561	Armature	
	1861563	Commutator end frame	
	1861577	Drive end frame	
	ND 1203	Ball bearing (commutator end) (New Departure 3203)	
* 1266 C	ND 1204	Ball bearing (drive end) (New Departure 3204)	
* 8622 T	ND 1204	Ball bearing retainer plate (drive end)	
	820707	Felt washer retainer cup (commutator end)	
	37078	Felt washer retainer plate (drive end)	
	820709	Commutator cover plate	
	816212	Generator fan	
50782 H	1856936	Generator pulley	
60210 H	1871553	Brush plate	
	1857213	Brush	
	1856494	Brush spring	
	1850760	Brush arm	
	1850759	Oiler (drive end and commutator end)	
	113702	Oil wick (commutator end)	
	29047	Ball bearing retainer plate gasket	
	820708	Commutator end cover gasket	
	1835457	Thru bolt	
	37070	Commutator cover band	
	1835646	Ball bearing retainer plate screw lockwasher	
	802731	Brush plate attaching screw lockwasher	
	141552	Brush lead attaching screw lockwasher	
	802730	Control unit ground lead screw lockwasher	
	141553	End cover plate attaching screw lockwasher	
	141552	Fan attaching screw lockwasher	
	118874	Thru bolt lockwasher	
	141555	Shaft nut lockwasher	
	804000	Terminal stud nut lockwasher	
	802757	Wire clamp screw lockwasher	
	141553	Shaft nut (commutator end)	
	806915	Terminal stud nut	
	1843522	Ball bearing retainer plate screw	
	115431	Brush plate attaching screw	
	115431	Brush lead attaching screw	
	141542	Control unit ground lead screw	
	115353	End cover attaching screw	
	115431	Fan attaching screw	
73445 H	132964	Pole shoe screw	
	828675	Wire clamp screw	
	115353	Brush arm space washer	
	1857412	Felt washer (commutator end)	
	37077	Felt washer (drive end)	
	820706	Spacer washer (inside) (drive end)	
	822644	Terminal stud insulation washer	
	1858753	Terminal stud plain washer	
	1858752		

I H C Part No.	Mfr's No.	DESCRIPTION	No. Used
60209 H	934-F	GENERATOR, complete (high output)(Special)—Continued	1
	1845008	Collar (outside)	
	809062	Dowel pin (commutator end and drive end)	
	37734	Pole shoe	
	1858749	Terminal stud and bushing	
	1857107	Terminal clip (to brush)	
	1860459	Wire clamp	
* 7699 TM		Woodruff key No. 5 (commutator end)	
56276 H	6597	VOLTAGE AND CURRENT REGULATOR (for high output generator)	1
	1860442	Current regulator assembly	
	1860443	Voltage regulator assembly	
	1861263	Relay assembly	
	1861253	Relay contact lower	
	1861259	Relay armature	
	1858700	Current regulator armature	
	1858699	Voltage regulator armature	
	1858003	Armature spring	
	1858018	Resistance	
	1860859	Cover	
	1858019	Cover stud	
	121841	Cover attaching stud lockwasher	
	138593	Cover attaching stud lockwasher (shakeproof)	
	804485	Cover attaching screw lockwasher	
	118874	Regulator attaching nut lockwasher	
	802731	Relay attaching nut lockwasher	
	131044	Relay contact attaching screw lockwasher	
	141550	Relay armature attaching screw lockwasher	
	20793	Regulator armature attaching lockwasher	
	141550	Resistance screw lockwasher	
	141551	Terminal screw lockwasher	
	802729	Terminal screw lockwasher	
	1858020	Cover attaching stud nut	
	115295	Relay mounting nut	
	1843521	Regulator mounting nut	
	140630	Regulator armature attaching nut	
	132699	Relay contact attaching screw	
	141542	Relay armature attaching screw	
	1853901	Regulator armature attaching screw	
	141542	Resistance attaching screw	
	1864099	Terminal screw	
	810794	Cover stud washer	
	1858617	Relay contact attaching screw washer (two-hole)	
	834231	Relay mounting nut washer	
	813157	Relay armature attaching screw washer (two-hole, inner)	
	813170	Relay armature attaching screw washer (two-hole, outer)	
	823893	Regulator attaching nut washer (current)	
	814627	Regulator armature screw plain washer	
	808335	Relay contact attaching screw bushing	
	1858001	Current regulator post bushing	
	1860719	Relay post insulation bushing	

I H C Part No.	Mfr's. No.	DESCRIPTION	No. Used
55276 H (Continued)	5997	VOLTAGE AND CURRENT REGULATOR (for high output generator)—Continued	1
	819527	Current to voltage regulator connector lead.....	
	1858012	Connector lead sleeve.....	
	1863593	Ground strap.....	
	1858613	Insulation (under relay coil).....	
	1859195	Insulation (bottom of base—under relay mounting nut).....	
	1858000	Insulation (current regulator—top of base).....	
	1858002	Insulation (current regulator—bottom of base).....	
	1861255	Contact attaching screw insulator.....	
	117957	Rubber grommet.....	
60827 H	739-H	STARTING MOTOR, Complete	1
	817563	Frame and field assembly.....	
	812699	Field coil (right hand).....	
	812700	Field coil (left hand).....	
	1847432	Armature.....	
	813550	Commutator end frame.....	
	1869511	Motor drive housing.....	
	811553	Brush.....	
	813521	Brush spring.....	
	810226	Brush holder.....	
	813554	Brush ground lead.....	
	819362	Brush connector lead.....	
	141550	Brush attaching screw lockwasher.....	
	141551	Brush ground lead screw lockwasher.....	
	141552	Brush lead attaching screw lockwasher.....	
	142248	Terminal stud nut lockwasher.....	
	141553	Thru bolt lockwasher.....	
	805258	Shift lever stud nut.....	
	115903	Brush attaching screw.....	
	114935	Brush ground lead screw.....	
	828675	Pole shoe screw.....	
	135616	Switch mounting screw.....	
	1853917	Space washer (drive end).....	
	833602	Space washer (drive end and commutator end).....	
	1861076	Terminal stud insulating washer, $\frac{3}{4}$ " O.D.....	
	809051	Terminal stud insulating washer, $\frac{1}{2}$ " O.D.....	
	805790	Terminal stud plain washer.....	
	810620	Motor drive housing bushing.....	
	817313	Brush holder pin.....	
	817314	Brush holder stop pin.....	
	812016	Brush holder hinge pin with insulator.....	
	812015	Brush holder stop pin with insulator.....	
	817114	Commutator cover band.....	
	809062	Dowel pin (commutator end).....	
	809593	Dowel pin (drive end).....	
	*27080 D	Commutator end plug, $\frac{11}{16}$ ".....	
	114998	Oiler (commutator end).....	
	802691	Oil wick (commutator end).....	
	810601	Pole shoe.....	
	826938	Terminal stud.....	

* Order from Fort Wayne Works.

I H C Part No.	Mfr's. No.	DESCRIPTION	No. Used
60827 H (Continued)	739-H	STARTING MOTOR, Complete—Continued	1
.....	812737	Terminal wedge.....	
.....	809053	Thru bolt.....	
*13021 D	Woodruff key, No. 6.....	
		BENDIX (STARTING MOTOR) DRIVE PARTS	
51919 H	1848180	Bendix drive spring to shaft screw.....	
51920 H	805057	Bendix drive spring screw lockwasher.....	
74038 H	1859020	Bendix drive assembly.....	
74039 H	1859032	Bendix drive shaft with worm and stop.....	
74040 H	1848532	Bendix drive spring.....	
74041 H	1854702	Bendix drive spring to sleeve screw.....	
74042 H	1859053	Bendix drive pinion and barrel.....	
74043 H	1859035	Bendix drive antidrift spring.....	
74044 H	1848528	Bendix drive meshing spring.....	
74045 H	1859033	Bendix drive snap ring.....	
50212 H	429-V	IGNITION SWITCH	1
.....	1849889	Lock cylinder.....	
.....	132753	Terminal screw.....	
.....	106496	Terminal screw lockwasher.....	
.....	1856474	Mounting nut.....	
.....	1840912	Mounting nut plain washer.....	
13555 D	528-C	IGNITION COIL	1
.....	115295	Terminal stud nut.....	
.....	141552	Terminal stud nut lockwasher.....	
.....	826213	Terminal stud nut plain washer.....	
.....	824665	Terminal stud lock clip.....	
64931 H	406-C	STARTING SWITCH	1
.....	103078	Terminal nut.....	
.....	802761	Terminal nut lockwasher.....	
.....	810492	Terminal nut plain washer.....	

* Order from Fort Wayne Works.

I H C Part No.	Mfr's No.	DESCRIPTION	No. Used
46970 H	K-16-2002	HORN	1
	1840659	Air gap stud	
	1836986	Contact adjusting stud	
	1858795	Back shell	
	1840653	Disc	
	1858787	Diaphragm	
	1858799	Gasket	
	822205	Terminal stud	
	816863	Terminal stud bushing	
	816109	Terminal stud insulation	
	1853519	Projector	
	1836989	Air gap adjusting stud nut	
	833795	Air gap adjusting stud washer	
	1837397	Contact adjusting screw nut	
	1850662	Mounting screw	
	120380	Mounting screw lockwasher	
	142247	Mounting screw nut	
	1844594	Projector attaching screw	
	1844600	Projector attaching screw nut	
	131199	Projector attaching screw lockwasher	
	120622	Terminal stud nut	
	826498	Terminal stud nut lockwasher	
	1841611	Terminal stud nut washer (steel)	

(Note: For mounting bracket and nuts, see page 54)

INDEPENDENT TAIL LAMP SWITCH (Special)



When ordering, always use I H C Part Nos.

I H C Part No.	DESCRIPTION	No. Used
47576 H	Switch assembly (also see 62626 HX)	1
62626 HX	Switch assembly (optional with 47576 H)	1
41241 H	Switch terminal screw, No. 6-32 N.C. x 1/4" (for 62626 HX)	2
44483 HX	Switch cable (for pick-up body only)	1
56241 H	Switch terminal screw, No. 4-36 N.C. x 1/4" (for 47576 H)	2
56242 H	Switch hex. nut, 5/16"-32 N.E.F. (for 47576 H)	1
56243 H	Switch knurled nut, 5/16"-32 N.E.F. (for 47576 H)	1
62627 H	Switch hex. nut, 3/8"-28 N.F. (for 62626 HX)	1
62628 H	Switch knurled nut, 3/8"-28 N.F. (for 62626 HX)	1
62629 H	Switch terminal screw washer, No. 6 (for 62626 HX)	2
63686 V	Switch cable connector (for pick-up body only)	1
	Lockwasher, No. 4 (for 47576 H)	2

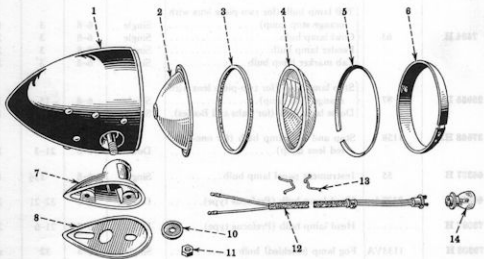
FORD GEAR

LAMP BULBS

I H C Part No.	Mfr's. No.	DESCRIPTION	Filament and Contact	Volt	Candle-power	No. Used
7494 H	63	Tail lamp bulb (for two-piece lens with orange stop lamp).....	Single	6-8	3	1
		Cowl lamp bulb.....	Single	6-8	3	2
		Fender lamp bulb.....	Single	6-8	3	2
		Cab marker lamp bulb.....	Single	6-8	3	3
25955 H	87	Stop lamp bulb (for two-piece lens with orange stop lamp).....	Single	6-8	15	1
		Dome lamp bulb (for Cabs and Bodies).....	Single	6-8	15	1
37568 HA	1158	Stop and tail lamp bulb (for one-piece red lens lamp).....	Double	6-8	21-3	1
66337 H	55	Instrument panel lamp bulb.....	Single	6-8	1 1/4	1
66339 H	2320 L	Head lamp bulb (Prefocus type).....	Double	6-8	32-21	2
73097 H	Head lamp bulb (Prefocus type).....	Double	6-8	21-6	2
79308 H	1133VA	Fog lamp (shielded) bulb.....	Single	6-8	32	x
79734 H	1133	Safety (spot) light bulb.....	Single	6-8	32	x

HEAD LAMPS

LAMP BULBS



Unnumbered parts in the illustrations are the same as corresponding parts shown with numbers.

Ref. No.	I H C Part No.	Ref. No.	I H C Part No.	Ref. No.	I H C Part No.
1	{ 69006 HX 69007 HX	6	{ 69009 HX 69010 HAX	10	50334 H
2	69029 H			11	18352 D
3	69017 HX	7	{ 65791 H 65792 H	12	69028 H
4	69015 H		65796 H	13	50539 H
5	69014 H	8		14	{ 66339 H 73097 H

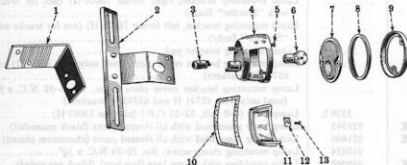
When ordering, always use I H C Part Nos.

HEAD LAMPS

(Guide—Tilt Ray)

I H C Part No.	Mfr's. No.	DESCRIPTION	No. Used
65998 H	877-A	Head lamp, complete (black enameled).....	2
67161 H	877-C	Head lamp, complete (chromium plated).....	2
18352 D		Lamp mounting nut, 1/4"-20 N.F.....	2
23878 H	217504	Lamp reflector retaining screw, No. 6-32 N.C. x 3/16".....	2
60334 H	912663	Lamp mounting washer.....	2
60639 H	914255	Lamp lens retaining spring.....	4
65791 H		Lamp mounting bracket, right (order 76620 H) (not for trucks with "Stordor" Body).....	1
65792 H		Lamp mounting bracket, left (order 76621 H) (not for trucks with "Stordor" Body).....	1
65796 H		Lamp mounting bracket pad.....	2
65908 H		Lamp mounting bracket cover plate (used only with 65791 H and 65792 H brackets).....	2
65909 H		Lamp mounting bracket cover plate screw, No. 8-32 N.C. x 3/4" (used only with 65791 H and 65792 H brackets).....	4
66339 H	2320 L	Lamp bulb (6-8 volt, 32-21 C.P.) (also see 73097 H).....	2
69006 HX	921343	Lamp body assembled with all riveted parts (black enameled).....	2
69007 HX	921406	Lamp body assembled with all riveted parts (chromium plated).....	2
69008 H	918824	Lamp moulding clamp screw, No. 10-24 N.C. x 1/4".....	2
69009 HX	919069	Lamp moulding with clamp lugs (less lens) (black enameled).....	2
69010 HAX	921514	Lamp moulding with clamp lugs (less lens) (chromium plated).....	2
69011 H	915900	Lamp lens locating clip.....	2
69014 H	918811	Lamp moulding rim ring.....	2
69015 H	921391	Lamp lens.....	2
69016 H	921341	Lamp wiring rubber bushing.....	2
69017 HX	918677	Lamp reflector seal washer (cork).....	2
69026 H	915357	Lamp wiring loom.....	2
69027 H	919145	Lamp wiring loom clip.....	2
69028 H	921346	Lamp wiring assembly.....	2
69029 H	918650	Lamp reflector.....	2
73097 H		Lamp bulb (6-8 volt, 21-6 C.P.) (also see 66339 H).....	2
76620 H		Lamp mounting bracket, right (not for trucks with "Stordor" Body).....	1
76621 H		Lamp mounting bracket, left (not for trucks with "Stordor" Body).....	1
78718 H		Head lamp bracket (only for trucks with "Stordor" Body).....	2
10996 VA		Head lamp grommet (for trucks with "Stordor" Body).....	2
Standard Parts			
Q 1800		Capscrew, 3/8"-16 N.C. x 3/4", lamp bracket to fender.....	2
Q 1814		Capscrew, 3/8"-16 N.C. x 23/4", lamp bracket to fender.....	2
		Lockwasher, 3/4", lamp bracket to fender capscrew.....	4
		Lockwasher, 3/4", lamp mounting nut.....	2

COMBINATION STOP AND TAIL LAMP (One-Piece Red Lens)



Ref. No.	I H C Part No.	Ref. No.	I H C Part No.
1	67017 H	7	50501 H
2	67018 H	8	50502 H
3	42372 HX	9	50500 H
4	24187 H	10	50503 H
5	50495 HX	11	50504 H
6	50530 H	12	71673 H
	37568 HA	13	18372 D

When ordering, always use I H C Part Nos.

COMBINATION STOP AND TAIL LAMP (Guide)

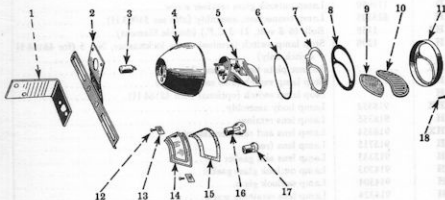
(One-Piece Red Lens)

I H C Part No.	Mfr's No.	DESCRIPTION	No Used
50004 H	268-R	Combination stop and tail lamp, complete	1
18372 D	119959	Lamp outlook glass retainer screw	2
*24187 H	823305	Lamp connection, assembly (also see 51003 H)	1
37568 HA	1158	Bulb (6-8 volt, 21-3 C.P.) (double filament)	1
41229 H	1206	Stop lamp switch terminal screw lockwasher, No. 5 (for 48164 H switch only)	2
42372 HX		License plate bracket assembly	1
48164 H		Stop lamp switch (also see 49671 H)	1
49671 H		Stop lamp switch (optional with 48164 H)	1
50495 HX	918352	Lamp body assembly	1
50500 H	918355	Lamp lens retainer	1
50500 HX	918354	Lamp lens and retainer assembly	1
50501 H	915715	Lamp lens (red)	1
50502 H	915333	Lamp lens seal gasket	1
50503 H	914303	Lamp outlook glass gasket	1
50504 H	914304	Lamp outlook glass	1
50580 H	914324	Lamp lens retaining screw	2
51003 H		Lamp connection assembly (optional with 24187 H)	1
67017 H		Lamp mounting bracket (not for trucks with panel or pick-up body) (Left Hand Drive)	1
67018 H		Lamp mounting bracket	1
71673 H	920259	Lamp outlook glass retainer	2
		Standard Parts	
		Terminal screw, No. 5-40 N.C. x $\frac{3}{4}$ " , stop lamp switch	2
Q 1773		Capscrew, $\frac{5}{16}$ "-24 N.F. x $\frac{3}{4}$ " , lamp mounting bracket (not for trucks with Stake Body)	2
		Carriage bolt, $\frac{3}{4}$ "-20 N.C. x $2\frac{3}{4}$ " , lamp mounting bracket to main sill (for stake body with rear bumper)	2
		Hex. nut, $\frac{3}{4}$ "-20 N.C., lamp mounting bracket to main sill bolt (for stake body with rear bumper)	2
		Hex. nut, $\frac{3}{4}$ "-20 N.C., for mounting lamp to bracket	2
		Hex. nut, $\frac{5}{16}$ "-24 N.F., lamp mounting bracket capscrew (not for trucks with Stake Body)	2
		Lockwasher, No. 5, stop lamp switch terminal screw (for 49671 H switch only)	2
		Lockwasher, $\frac{3}{4}$ " , for mounting lamp to bracket	2
		Lockwasher, $\frac{5}{16}$ " , lamp mounting bracket capscrew (not for trucks with Stake Body)	2
		Lockwasher, $\frac{3}{4}$ " , lamp mounting bracket to main sill bolt (for stake body with rear bumper)	2
Q 391		Plain washer, $\frac{5}{16}$ " I.D. x $\frac{5}{8}$ " O.D., lamp mounting bracket to main sill bolt (for stake body with rear bumper)	2

*Order from an authorized United Motors Service Station.

COMBINATION STOP AND TAIL LAMP

(Two-Piece Lens, Orange Stop Lamp)



Unnumbered parts in the illustrations are the same as corresponding parts shown with numbers.

Ref. No.	I H C Part No.	Ref. No.	I H C Part No.	Ref. No.	I H C Part No.
1	68628 H	7	48007 H	13	18368 D
2	68629 H	8	48004 H	14	48020 H
3	46407 H	9	48005 H	15	48019 H
4	24187 H	10	48006 H	16	25955 H
5	48002 H	11	48003 H	17	7494 H
6	48009 H	12	42265 V	18	48021 H

When ordering, always use I H C Part Nos.

Don't order parts from the illustrations only; refer to the list also.

COMBINATION STOP AND TAIL LAMP (Guide)

(Two-piece lens, Orange stop lamp)

I.H.C. Part No.	Mfr's. No.	DESCRIPTION	No. Used
46410 H	281-F	Combination stop and tail lamp, complete	1
18368 D	827925	Lamp outlook glass retainer	2
7494 H	63	Tail lamp bulb (6-8 volt, 3 C.P.) (single filament)	1
*24187 H	823305	Lamp connection assembly (also see 51003 H)	1
29956 H	87	Stop lamp bulb (6-8 volt, 15 C.P.) (single filament)	1
41229 H	1206	Stop lamp switch terminal screw lockwasher, No. 5 (for 48164 H switch only)	2
46407 H	License plate bracket assembly	1
48002 H	918996	Lamp body	1
48003 H	918998	Lamp lens retainer	1
48003 HX	918997	Lamp lens and retainer assembly	1
48004 H	914618	Lamp lens to plate gasket	1
48005 H	914590	Tail lamp lens (red)	1
48006 H	914591	Stop lamp lens (orange)	1
48007 H	914605	Lamp lens plate	1
48008 H	914620	Lamp lens plate to body gasket	1
48009 HY	918999	Lamp partition plate assembly	1
48019 H	914779	Lamp outlook glass gasket	1
48020 H	914778	Lamp outlook glass	1
48021 H	142613	Lamp lens retainer screw	2
48022 H	133482	Lamp partition plate screw	2
48164 H	Stop lamp switch (also see 49671 H)	1
49671 H	Stop lamp switch (optional with 48164 H)	1
51003 H	Lamp connection assembly (optional with 24187 H)	1
68628 H	Lamp mounting bracket	1
68629 H	Lamp mounting bracket (not for trucks with panel or pick-up body)	1
42266 V	135493	Lamp outlook glass screw	2
Standard Parts			
.....	Terminal screw, No. 5-40 N.C. x 3/4", stop lamp switch	2
Q 1773	Capscrew, 5/16"-24 N.F. x 3/4", lamp mounting bracket	2
.....	Hex. nut, 3/4"-20 N.C., for mounting lamp to bracket	2
.....	Hex. nut, 5/16"-24 N.F., lamp mounting bracket capscrew	2
.....	Lockwasher, No. 5, stop lamp switch terminal screw (for 49671 H switch only)	2
.....	Lockwasher, 3/4", for mounting lamp to bracket	2
.....	Lockwasher, 5/16", lamp mounting bracket capscrew	2

*Order from an authorized United Motors Service Station.

COWL LAMPS (Special)



Unnumbered parts in the illustrations are the same as corresponding parts shown with numbers.

Ref. No.	I H C Part No.
1	56450 H
2	56453 H
3	56452 H
4	56454 H
5	56459 H
6	56447 H
	56448 H
7	26059 H
	72192 H
8	26069 H
9	26070 H
10	77633 HY
11	26058 H
12	26068 H
13	25768 H
14	7494 H

When ordering, always use I H C Part Nos.

Don't order parts from the illustrations only; refer to the list also.

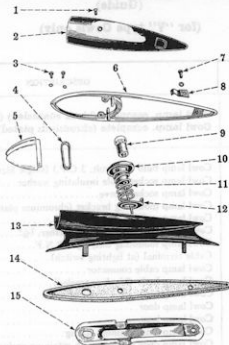
COWL LAMPS (Special)

(Guide)

(for "V" type Cows only)

I H C Part No.	Mfr's. No.	DESCRIPTION	No. Used
69900 HA	818-H	Cowl lamp, complete (black enameled) (6 volt) (Guide)....	2
69901 HA	818-J	Cowl lamp, complete (chromium plated) (6 volt) (Guide)...	2
7494 H	63	Cowl lamp bulb (6-8 volt, 3 C.P.) (single filament)	2
26768 H	914903	Cowl lamp socket cable insulating washer	2
26058 H	912881	Cowl lamp socket sleeve	2
26059 H	912879	Cowl lamp mounting bracket (chromium plated)	2
26068 H	826168	Cowl lamp socket spring	2
26069 H	121621	Cowl lamp mounting nut lockwasher, $\frac{3}{16}$ "	2
26070 H	120370	Cowl lamp mounting nut, $\frac{3}{16}$ "-20 N.F.	2
27639 H	Cable terminal (at lighting switch)	2
46893 H	Cowl lamp cable connector	2
66447 H	914755	Cowl lamp body (black enameled)	2
66448 H	914704	Cowl lamp body (chromium plated)	2
66450 H	914705	Cowl lamp door	2
66452 H	914699	Cowl lamp lens	2
66453 H	914954	Cowl lamp lens retaining spring	4
66454 H	914754	Cowl lamp door retainer with retaining spring	2
66455 H	135515	Cowl lamp door to body retaining screw, No. 8-32 N.C. x $\frac{1}{4}$ "	2
66868 H	Cable insulating sleeve (at lighting switch)	2
72192 H	915234	Cowl lamp mounting bracket (black enameled)	2
73366 H	Cowl lamp cable connector (lighting switch to connector) (Left Hand Drive)	1
73367 H	Cowl lamp cable connector (lighting switch to connector) (Right Hand Drive)	1
77633 HY	922198	Cowl lamp cable assembly	2
		Standard Parts	
Q 1511	Plain washer, $\frac{13}{16}$ " I.D. x $\frac{1}{4}$ " O.D., cowl lamp mounting nut....	2
.....	Lockwasher, $\frac{3}{16}$ " (light) cowl lamp mounting nut	2

FENDER LAMPS (Special)



Unnumbered parts in the illustrations are the same as corresponding parts shown with numbers.

Ref. No.	I H C Part No.
1	53893 H
2	72162 HX
3	72143 H
4	72147 H
5	72148 H
6	72149 H
7	67908 H
8	72146 H
9	7494 H
10	72164 H
11	72157 H
12	72158 H
13	72163 H
14	68609 H
15	68610 H

When ordering, always use I H C Part Nos.

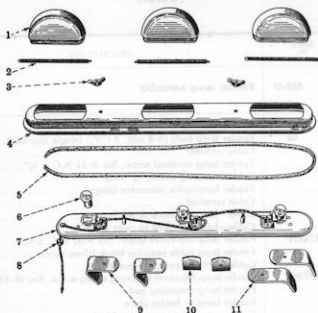
Don't order parts from the illustrations only; refer to the list also.

FENDER LAMPS (Special)

(Guide)

I H C Part No.	Mfr.'s No.	DESCRIPTION	No. Used
68641 H	338-G	Fender lamp assembly	2
7494 H	63	Fender lamp bulb (6-8 volt, 3 C.P.) (single filament)	2
27640 H		Cable terminal	3
37314 H		Fender lamp terminal screw, No. 8-32 N.C. x $\frac{3}{4}$ "	2
45026 H		Cable insulating sleeve, $\frac{3}{4}$ " long	1
45893 H		Fender lamp cable connector (single)	1
45894 H		Cable terminal	2
45932 HY		Cable—junction block to left lamp	1
46934 HY		Cable—junction block to right lamp	1
53893 H	124822	Fender lamp top cover screw, No. 8-32 N.C. x $\frac{3}{8}$ "	2
63404 H		Fender lamp cable junction block (three-way)	1
63537 HY		Cable—lighting switch to connector	1
67908 H	132900	Fender lamp top cover retaining spring screw, No. 10-32 N.C. x $\frac{3}{8}$ "	2
68609 H		Fender lamp mounting pad	2
68610 H		Fender lamp to fender plate	2
68624 HY		Cable—connector to junction block	1
68850 H		Fender lamp rear mounting nut lockwasher, No. 12	2
68851 H		Fender lamp rear mounting nut, No. 12-24 N.C.	2
69787 H		Fender lamp front mounting nut lockwasher, $\frac{5}{16}$ "	2
69788 H		Fender lamp front mounting nut, $\frac{5}{16}$ "-18 N.C.	2
72143 H	121839	Fender lamp lens and top cover moulding screw, No. 6-32 N.C. x $\frac{3}{16}$ "	4
72145 H	919459	Fender lamp terminal screw lockwasher, No. 8	2
72146 H	919705	Fender lamp top cover retaining spring	2
72147 H	920196	Fender lamp lens (rubber) seal	2
72148 H	920249	Fender lamp lens	2
72149 H	920246	Fender lamp lens and top cover moulding	2
72152 H	919543	Fender lamp lens seal washer (cork)	2
72155 H	919550	Fender lamp insulator	2
72156 H	919541	Fender lamp insulator plate rivet	2
72157 H	919545	Fender lamp socket retaining spring	2
72158 H	919544	Fender lamp socket retaining spring retainer	2
72159 H	919540	Fender lamp insulator plate	4
72162 HX	921130	Fender lamp top cover assembly	2
72163 H	921626	Fender lamp body assembly (less wiring assembly)	2
72164 H	919568	Fender lamp wiring assembly	2
10816 V		Cable insulating sleeve, 2" long	2
Standard Parts			
	106495	Lockwasher, No. 6, lens and top cover moulding screw	4
	106497	Lockwasher, No. 10, top cover retaining spring screw	2

CAB MARKER LAMPS (Special)



Unnumbered parts in the illustrations are the same as corresponding parts shown with numbers.

Ref. No.	I H C Part No.
1	72099 H
	72100 H
2	74671 H
	72101 H
3	72102 H
4	72098 H
5	72103 H
6	7494 H
7	72093 H Y
8	69331 H
9	67581 H
	67582 H
10	67584 H
	67579 H
11	67580 H

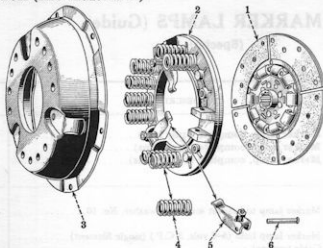
When ordering, always use I H C Part Nos.

Don't order parts from the illustrations only; refer to the list also.

CAB MARKER LAMPS (Guide)

(Special)

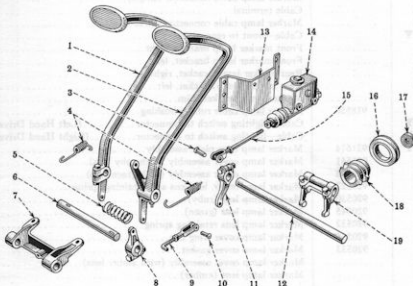
I H C Part No.	Mfr's No.	DESCRIPTION	No. Used
68784 H	196-F	Marker lamp, complete (ruby lens).....	x
68785 H	196-G	Marker lamp, complete (green lens).....	x
73945 H	196-H	Marker lamp, complete (amber lens).....	x
.....			
24790 D		Marker lamp to bracket screw lockwasher, No. 10.....	2
.....			
7494 H	63	Marker lamp bulb (6-8 volt, 3 C.P.) (single filament).....	3
27640 H		Cable terminal.....	x
45026 H		Cable insulating sleeve.....	1
46893 H		Marker lamp cable connector (single).....	1
46894 H		Cable terminal.....	x
63404 H		Marker lamp cable connector (three-way).....	1
66995 H Y		Cable—front to rear connector.....	1
67579 H		Front marker lamp bracket, right.....	1
67580 H		Front marker lamp bracket, left.....	1
67581 H		Rear marker lamp bracket, right.....	1
67582 H		Rear marker lamp bracket, left.....	1
67584 H		Marker lamp bracket shim.....	2
69331 H	918558	Marker lamp cable rubber bushing.....	1
69333 H Y		Cable—lighting switch to connector..... (Left Hand Drive)	1
69346 H Y		Cable—lighting switch to connector..... (Right Hand Drive)	1
72093 H Y	921614	Marker lamp base plate assembly.....	1
72096 H	920541	Marker lamp cover assembly (with ruby lens).....	1
72097 H	920548	Marker lamp cover assembly (with green lens).....	1
72098 H	920527	Marker lamp cover, lens and retaining spring.....	1
72099 H	920530	Marker lamp lens (ruby).....	3
72100 H	920545	Marker lamp lens (green).....	3
72101 H	920532	Marker lamp lens retaining spring.....	3
72102 H	920534	Marker lamp cover wing nut.....	2
72103 H	920533	Marker lamp cover gasket.....	1
74670 H		Marker lamp cover assembly (with amber lens).....	1
74671 H		Marker lamp lens (amber).....	3
.....			
62745 V		Marker lamp bracket to cab screw lockwasher, 3/4".....	2
.....			
Standard Parts			
.....		Slotted screw, No. 10-24 N.C. x 3/8", marker lamp to bracket.....	2
.....		Slotted screw, 3/8"-20 N.C. x 3/8", marker lamp bracket to cab.....	2
.....		Hex. nut, No. 10-24 N.C., for marker lamp to bracket screw.....	2
.....		Hex. nut, 3/4"-20 N.C., marker lamp bracket to cab screw.....	2
.....		Plain washer, 1/4" I.D. x 3/4" O.D., marker lamp bracket to cab screw.....	2
Q 103			2

CLUTCH (IHC Model R-10)

Ref. No.	I H C Part No.
1	45459 HC
2	45458 H
3	45457 H
4	68289 H
5	43919 HBX
6	29774 HA

CLUTCH CONTROL

When ordering, always use I H C Part Nos.



Ref. No.	I H C Part No.	Ref. No.	I H C Part No.	Ref. No.	I H C Part No.
1	62351 H	8	62353 H	14	△48638 H
2	*62562 H	9	62354 HX	15	*62556 HX
3	*25575 H	10	19306 D	16	62357 HX
4	62506 H	11	62358 H	17	46279 H
5	22859 V	12	62355 H	18	62357 HX
6	62352 H	13	△63150 H	19	62635 H
7	62360 HA				

* listed on page 128 (See page 85 for clutch control parts) △listed on page 127

Don't order parts from the illustrations only; refer to the list above.

CLUTCH

(I H C Model R-10)

I H C Part No.	Mfr's No.	DESCRIPTION	No. Used
43772 HE	CLA-1033-1	Clutch, complete (10")	1
29774 HA	CL-3739	Clutch release lever pin	3
43919 HBX	UCL-1-3710	Clutch release lever with adjusting screw and spring (see page 84)	3
45467 H	CL-3280	Clutch backing plate	1
45467 HBX	UCLA-4-3280	Clutch pressure plate complete with backing plate and release parts (see page 84)	1
45468 H	CL-3281	Clutch pressure plate	1
45469 HE	UCL-5-3846	Clutch facing plate complete with facing and vibration damper (see page 84)	1
45464 HB	Clutch friction facing (2 pieces)	1
65819 H	CL-3607-A	Clutch release lever adjusting screw	3
65820 H	CL-3608	Clutch release lever adjusting screw block	3
65821 H	CL-3711	Clutch release lever adjusting screw spring	3
68289 H	CL-2317-7	Clutch pressure spring	12
53795 V	CL-1011	Clutch facing rivet, $\frac{3}{16}$ x $\frac{3}{16}$ " (tubular)	20
2049 Y	Clutch to flywheel mounting screw, $\frac{3}{16}$ "-18 N.C. x 1"	6
Standard Parts			
.....	Hex. nut, $\frac{3}{8}$ "-24 N.F., clutch release lever adjusting screw	3
.....	Lockwasher, $\frac{3}{16}$ ", clutch to flywheel mounting screw	6
.....	Pin, $\frac{3}{16}$ x $1\frac{1}{8}$ ", clutch release lever adjusting screw spring	3
.....	Cotter pin, $\frac{3}{16}$ x $\frac{3}{16}$ ", clutch release lever pin	3
(See following page for Details of Assemblies)			

I H C Part No.	Mfr's. No.	DESCRIPTION	No. Used per Ass'y.	No. Used per Truck
CLUTCH—Continued				
Details of Assemblies				
43919 HBX	UCL-1-3710	Clutch release lever with adjusting screw and spring.....		3
§ 65818 H	CL-3710	Clutch release lever.....	1	
65819 H	CL-3607-A	Clutch release lever adjusting screw.....	1	
65820 H	CL-3608	Clutch release lever adjusting screw block.....	1	
65821 H	CL-3711	Clutch release lever adjusting screw spring.....	1	
.....	Pin, $\frac{3}{16}$ x $1\frac{1}{2}$ ", clutch release lever adjusting screw spring.....	1	
45457 HBX	UCLA-4-3280	Clutch pressure plate complete with backing plate and release parts.....		1
29774 HA	CL-3739	Clutch release lever pin.....	3	
43919 HBX	UCL-1-3710	Clutch release lever with adjusting screw and spring.....	3	
45457 H	CL-3280	Clutch backing plate.....	1	
45458 H	CL-3281	Clutch pressure plate.....	1	
68289 H	CL-2317-7	Clutch pressure spring.....	12	
.....	Jamb nut, $\frac{3}{8}$ "-24 N.F., clutch release lever adjusting screw.....	3	
.....	Cotter pin, $\frac{3}{16}$ x $\frac{3}{8}$ ", clutch release lever pin.....	3	
45459 HE	UCL-5-3846	Clutch facing plate complete with facing and vibration damper.....		1
45464 HB	Clutch friction facing (2 pieces).....	1	
§ 65811 H	CL-3834	Clutch facing plate rivet spacer.....	3	
§ 65822 H	CL-3846	Clutch facing plate splined hub.....	1	
§ 65823 H	CL-3843	Clutch driven disc.....	1	
§ 65824 H	CL-3839	Clutch spring retainer, outer.....	1	
§ 65825 H	CL-3840	Clutch spring retainer, inner.....	1	
§ 65826 H	CL-3773	Clutch silencer spring.....	10	
§ 65827 H	CL-3847	Clutch (spring) washer.....	1	
53795 V	CL-1011	Clutch facing rivet.....	20	
§.....	Rivet, $\frac{3}{4}$ x $\frac{1}{16}$ ", clutch driven disc.....	6	
§.....	Rivet, $\frac{3}{4}$ x $1\frac{1}{16}$ ", clutch driven disc.....	3	

§ Not supplied separately for repairs.

CLUTCH CONTROL

(Special Parts)

(Used only on trucks with "Stordor" body)

I H C Part No.	DESCRIPTION	No. Used
78683 H	Clutch pedal shaft.....	1
78686 H	Clutch pedal.....	1
78687 H	Clutch pedal lever.....	1
78689 H	Clutch pedal connecting rod.....	1
78690 H	Clutch pedal pad.....	1
78691 H	Clutch pedal push rod.....	1
78692 H	Clutch lever.....	1
78708 H	Clutch pedal grommet sealing pad.....	1


CLUTCH CONTROL

(See illustration on page 82)

I H C Part No.	DESCRIPTION	No. Used
	Clutch release fork shaft lubricator (optional with 14186 DA).....	2
Q 3615	Clutch pedal shaft lubricator (not left side on Left Hand Drive) (optional with 14186 DA).....	2
Q 3617	Clutch pedal shaft lubricator (left side) (optional with 13056 DA)(Left Hand Drive)	1
13021 D	Clutch pedal shaft lever key.....	1
	Clutch pedal key.....	1
13066 DA	Clutch pedal shaft lubricator (left side) (also see Q 3617)..... (Left Hand Drive)	1
14186 DA	Clutch release fork shaft lubricator (also see Q 3615).....	2
	Clutch pedal shaft lubricator (not left side on Left Hand Drive) (also see Q 3615).....	2
19305 D	Clutch release rod adjustable yoke.....	1
19306 D	Clutch release rod pin.....	1
46279 H	Clutch pilot ball bearing (New Departure N.D. 7602).....	1
62351 H	Clutch pedal (not for trucks with "Stordor" Body).....	1
62352 H	Clutch pedal shaft (not for trucks with "Stordor" Body)..... (Left Hand Drive)	1
62353 H	Clutch pedal shaft lever (not for trucks with "Stordor" Body).....	1
62354 HX	Clutch release rod with adjustable yoke.....	1
62355 H	Clutch release fork shaft..... (Left Hand Drive)	1
62357 HX	Clutch release sleeve assembly (with ball bearing).....	1
62358 H	Clutch release fork shaft lever.....	1
62360 HA	Clutch pedal shaft bracket..... (Left Hand Drive)	1
62485 H	Clutch release fork shaft..... (Right Hand Drive)	1
62486 H	Clutch pedal shaft..... (Right Hand Drive)	1
62488 HA	Clutch pedal shaft bracket..... (Right Hand Drive)	1
62506 H	Clutch pedal return spring.....	1
62635 H	Clutch release fork.....	1
7335 T	Clutch release fork and lever key.....	2
22859 V	Clutch pedal shaft spring.....	1
1151 Y	Clutch pedal pad (not for trucks with "Stordor" Body).....	1
Standard Parts		
Q 1781	Capscrew, $\frac{5}{16}$ "-24 N.F. x $1\frac{1}{4}$ ", clutch pedal.....	1
Q 4021	Capscrew, $\frac{3}{8}$ "-24 N.F. x $\frac{3}{8}$ ", clutch pedal shaft bracket to cross member.....	2
Q 1803	Capscrew, $\frac{3}{8}$ "-24 N.F. x $1\frac{1}{4}$ ", clutch release fork.....	2
Q 1805	Capscrew, $\frac{3}{8}$ "-24 N.F. x $1\frac{1}{4}$ ", clutch pedal shaft bracket to cross member.....	1
Q 1807	Capscrew, $\frac{3}{8}$ "-24 N.F. x $1\frac{1}{4}$ " clutch pedal shaft lever.....	1
	Capscrew, $\frac{3}{8}$ "-24 N.F. x $1\frac{1}{4}$ ", clutch release fork shaft lever.....	1
	Hex. nut, $\frac{3}{8}$ "-24 N.F., for clutch pedal capscrew.....	1
	Hex. nut, $\frac{5}{16}$ "-24 N.F., clutch release rod adjustable yoke.....	1
	Hex. nut, $\frac{3}{8}$ "-24 N.F., clutch release fork shaft lever capscrew.....	1
	Hex. nut, $\frac{3}{8}$ "-24 N.F., clutch pedal shaft lever capscrew.....	1
	Hex. nut, $\frac{3}{8}$ "-24 N.F., clutch pedal shaft bracket capscrew.....	1
	Lockwasher, $\frac{5}{16}$ ", clutch pedal capscrew.....	3
	Lockwasher, $\frac{3}{8}$ ", clutch release fork capscrew.....	1
	Lockwasher, $\frac{3}{8}$ ", clutch release fork shaft lever capscrew.....	2
	Lockwasher, $\frac{3}{8}$ ", clutch pedal shaft lever capscrew.....	1
	Lockwasher, $\frac{3}{8}$ ", clutch pedal shaft bracket capscrew.....	1
	Lockwasher, $\frac{3}{8}$ ", clutch pedal shaft bracket capscrew.....	3
	Cotter pin, $\frac{3}{16}$ x $\frac{1}{2}$ ", clutch release rod pin.....	1

TRANSMISSION (3-Speed)

(I H C Model HDS)



Don't order parts from the illustrations only; refer to the list also.

TRANSMISSION (3-Speed) (I H C Model HDS)

TRANSMISSION (3-Speed) (Synchro-Mesh)
(I H C Model HDS)

Index to Reference Numbers shown in illustration on opposite page.

Ref. No.	I H C Part No.	Ref. No.	I H C Part No.	Ref. No.	I H C Part No.
1	16780 H	22	51635 H	43	51636 H
2	61880 HA	23	51616 HA	44	8623 T
3	1984 Y	24	Oil filler and drain plug	45	51605 H
4	1983 Y			46	51608 H
5	1982 Y	25	51618 H	47	51619 H
6	1981 Y	26	Washer	48	51621 H
7	1979 Y	27	Brg. retainer bolt	49	42016 HA
8	Control lever housing bolt.	28	61790 H	50	61789 H
9	Washer	29	51632 H	51	42017 H
10	51624 H	30	51629 HX	52	1956 Y
11	51625 H	31	51627 H	53	51609 H
12	51638 H	32	1106 Y	54	51617 H
13	51628 H	33	62177 V	55	29582 H
14	51633 HX	34	1959 Y	56	1973 Y
15	13765 V	35	50083 H	57	1945 Y
16	23074 H	36	1977 Y	58	1944 Y
17	51637 H	37	42018 H	59	51610 HX
18	Brg. retainer bolt	38	51604 H	60	51612 H
		39	60406 H	61	51615 H
19	Washer	40	51606 HX	62	51620 H
20	Retainer bolt	41	51603 HX	63	29582 H
21	66681 H	42	51613 HX	64	51609 H

(See following pages for list and description of parts.)

TRANSMISSION (3-Speed) (Synchro-Mesh)

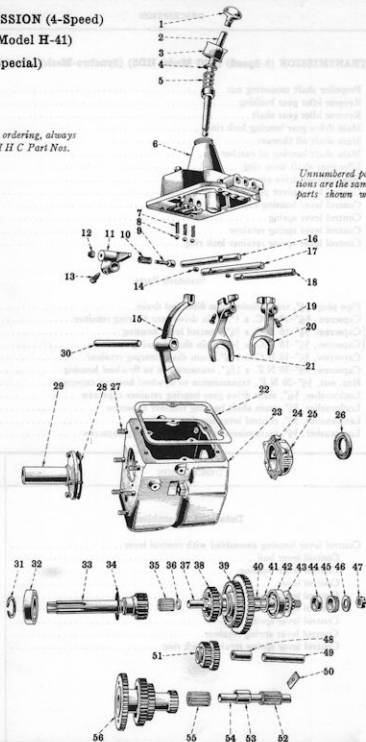
(I H C Model HDS)

I H C Part No.	DESCRIPTION	No. Used
61802 H	Transmission, complete	1
16780 H	Control lever ball	1
23074 H	Shift fork poppet spring	2
29582 H	Countershaft roller bearing (Hyatt 93428)	2
42016 HA	Main shaft pilot roller bearing (Hyatt 99026)	1
42017 H	Main drive gear ball bearing (New Departure 47508)	1
42018 H	Main shaft ball bearing (New Departure 47606)	1
50083 H	Speedometer drive gear	1
51603 HX	Main shaft with adapter	1
51604 H	Main shaft gear (low and reverse)	1
51606 H	Main shaft clutch sleeve	1
51606 HX	Main shaft gear (second speed) with 60406 H bushing	1
51608 H	Main shaft second speed gear thrust washer	1
51609 H	Countershaft gear thrust washer (bronze)	2
51610 HX	Reverse idler gear with 1944 Y bushing	1
51612 H	Countershaft gear	1
51613 HX	Main shaft clutch with two rings	1
51616 H	Countershaft	1
51616 HA	Transmission case	1
51617 H	Countershaft gear thrust washer (steel)	1
51618 H	Main drive gear bearing retainer gasket	1
51619 H	Main shaft second speed gear lock ring	1
51620 H	Countershaft bearing spacer	1
51621 H	Main shaft pilot bearing spacer	1
51624 H	Control lever housing	1
51624 H BX	Control lever housing assembled with control lever (see page 89)	1
51625 H	Control lever housing gasket	1
51627 H	Shift rail (second and high)	1
51628 H	Shift rail (low and reverse)	1
51629 HX	Shift fork assembly (second and high)	1
51632 H	Shift fork interlock plunger	2
51633 HX	Shift fork assembly (low and reverse)	1
51636 H	Main shaft bearing retainer gasket	1
51636 H	Main shaft clutch poppet spring	6
51637 H	Shift rail lock screw	2
51638 H	Shift fork interlock plunger spacer	1
90406 H	Main shaft second speed gear bushing	1
61789 H	Main drive gear	1
61790 H	Main drive gear bearing retainer	1
61880 HA	Control lever	1
66681 H	Main shaft bearing retainer with 1962 Y oil catcher and speedometer gear bushings	1
8023 T	Main shaft clutch poppet ball, $\frac{3}{4}$ "	6
13765 V	Shift fork poppet ball, $\frac{3}{8}$ "	2
62177 V	Propeller shaft mounting nut washer	1

I H C Part No.	DESCRIPTION	No. Used	
TRANSMISSION (3-Speed) (IHC Model HDS) (Synchro-Mesh)—Continued			
1106 Y 1944 Y 1946 Y 1956 Y 1959 Y 1962 Y 1973 Y 1977 Y 1979 Y 1981 Y 1982 Y 1983 Y 1984 Y	Propeller shaft mounting nut Reverse idler gear bushing Reverse idler gear shaft Main drive gear bearing lock ring Main shaft oil thrower Main shaft bearing oil catcher Idler gear shaft snap ring Speedometer drive gear spacer Control lever pivot pin Control lever housing cap Control lever spring Control lever spring retainer Control lever spring retainer lock ring	1 1 1 1 1 1 1 1 1 1 1 1	
Standard Parts			
Q 1776 Q 4017 Q 1853	Pipe plug, $\frac{1}{2}$ ", transmission case filler and drain Capscrew, $\frac{5}{16}$ "-18 N.C. x 1", main drive gear bearing retainer Capscrew, $\frac{3}{8}$ "-16 N.C. x $\frac{3}{8}$ ", control lever housing Capscrew, $\frac{3}{8}$ "-16 N.C. x $\frac{3}{8}$ ", main shaft bearing retainer Capscrew, $\frac{3}{8}$ "-16 N.C. x $1\frac{1}{4}$ ", main shaft bearing retainer Capscrew, $\frac{3}{8}$ "-20 N.F. x $1\frac{3}{4}$ ", transmission to flywheel housing Hex. nut, $\frac{1}{2}$ "-20 N.F., transmission to flywheel housing capscrew Lockwasher, $\frac{5}{16}$ ", main drive gear bearing retainer capscrew Lockwasher, $\frac{3}{8}$ ", main shaft bearing retainer capscrew Lockwasher, $\frac{3}{8}$ ", control lever housing capscrew Lockwasher, $\frac{3}{4}$ ", transmission to flywheel housing capscrew	2 4 4 2 1 4 4 4 3 4 4	
I H C Part No.	DESCRIPTION	No. Used per Asy.	No. Used per Truck
Details of Assemblies			
51624 HBX 16780 H 51624 H 61880 HA 1979 Y 1981 Y 1982 Y 1983 Y 1984 Y	Control lever housing assembled with control lever Control lever ball Control lever housing Control lever Control lever pivot pin Control lever housing cap Control lever spring Control lever spring retainer Control lever spring retainer lock ring	1 1 1 1 1 1 1 1 1	1

TRANSMISSION (4-Speed)
(IHC Model H-41)
(Special)

When ordering, always
 use IHC Part Nos.



Unnumbered parts in the illustrations
 are the same as corresponding
 parts shown with numbers.

Don't order parts from the illustrations only; refer to the list also.

TRANSMISSION (4-Speed)**(IHC Model H-41)****(Special)**

Index to Reference Numbers shown in illustration on opposite page.

Ref. No.	I H C Part No.	Ref. No.	I H C Part No.	Ref. No.	I H C Part No.
1	16780 H	19	23079 H	38	27076 H
2	62896 HX	20	27112 H	39	27077 H
3	27108 H	21	27111 H	40	27068 HA
4	27107 H	22	27122 H	41	27088 H
5	27098 H	23	62909 HX	42	ST 200
6	62905 H	24	27116 H	43	27090 H
7	23074 H	25	27126 HX	44	27132 HA
8	13765 V	26	27093 H	45	26836 H
9	62893 H	27	26893 H	46	60192 H
10	62892 H	28	27110 H	47	13884 V
11	62894 H	29	62908 H	48	35224 H
12	Slotted nut 1/4"-28 N.F.	30	27083 H	49	27079 H
13	23079 H	31	27086 H	50	27082 H
14	27096 H	32	ST 201	51	27075 HAX
15	27118 H	33	62907 H	52	23172 H
16	27121 HA	34	27089 H	53	27091 H
17	27120 HA	35	27099 H	54	27069 H
18	27119 HA	36	27087 H	55	23172 H
		37	27068 HA	56	27074 H

(See following pages for list and description of parts)

TRANSMISSION (4-Speed) (Special)

(I H C Model H-41)

I H C Part No.	DESCRIPTION	No. Used
66493 HX	Transmission, complete.....	1
ST 200	Main shaft ball bearing.....	1
ST 201	Main drive gear ball bearing.....	1
14747 H	Power take-off opening cover.....	1
16780 H	Control lever ball.....	1
23074 H	Shift rail poppet spring.....	3
23079 H	Shift fork lock screw.....	3
23092 H	Shift fork lock screw lockwire, 4" long.....	3
23172 H	Countershaft roller bearing (Hyatt 99015).....	2
26836 H	Speedometer drive gear.....	1
26893 H	Transmission to flywheel housing stud, $\frac{1}{2}$ x $1\frac{3}{4}$ ".....	6
27009 H	Main shaft pilot bearing (Hyatt RA-99000).....	1
27068 HA	Main shaft.....	1
27069 H	Countershaft.....	1
27071 H	Main drive gear bearing retainer snap ring, inner.....	1
27073 H	Main shaft bearing retainer snap ring.....	1
27074 H	Countershaft gear (also see 72976 H).....	1
27075 HAX	Reverse idler gear with 35224 H bushing (also see 62902 HX).....	1
27076 H	Main shaft gear (third and direct) (also see 62899 H).....	1
27077 H	Main shaft gear (low, second and reverse) (also see 72975 H).....	1
27079 H	Reverse idler gear shaft.....	1
27080 H	Control housing expansion plug, $1\frac{1}{4}$ ".....	6
27082 H	Countershaft and reverse idler shaft lock plate.....	1
27083 H	Reverse shift fork rail.....	1
27086 H	Control housing dust cap pin.....	1
27086 H	Main drive gear bearing retainer snap ring, outer.....	1
27087 H	Main shaft pilot bearing spacer ring.....	1
27088 H	Main shaft bearing thrust washer.....	1
27089 H	Main drive gear oil slinger.....	1
27090 H	Main shaft bearing oil slinger.....	1
27091 H	Countershaft bearing spacer.....	1
27093 H	Main shaft oil seal.....	1
27096 H	Shift rail interlock plunger.....	2
27098 H	Control lever spring.....	1
27104 H	Shift rail interlock pin.....	1
27105 H	Shift rail interlock pin stop.....	1
27107 H	Control lever spring washer.....	1
27108 H	Control housing dust cap.....	1
27110 H	Main drive gear bearing retainer gasket.....	1
27111 H	Shift fork (third and direct).....	1
27112 H	Shift fork (first and second).....	1
27116 H	Main shaft bearing retainer gasket.....	1
27118 H	Shift fork (reverse).....	1
27119 HA	Shift rail (first and second).....	1
27120 HA	Shift rail (third and direct).....	1
27121 HA	Shift rail (reverse).....	1
27122 H	Control housing gasket.....	1

IHC Part No.	DESCRIPTION	No. Used
TRANSMISSION (4-Speed) (IHC Model H-41) (Special)—Continued		
27126 HX	Main shaft bearing retainer with speedometer gear bushing	1
27132 HA	Speedometer drive gear spacer	1
33710 H	Control housing dust cover (rubber)	1
35224 H	Reverse idler gear bushing	1
36563 H	Shift rail interlock hole plug (cork)	1
60192 H	Propeller shaft mounting nut washer	1
61161 H	Power take-off opening cover gasket	1
62892 H	Reverse shift rail end plunger spring	1
62893 H	Reverse shift rail end plunger	1
62894 H	Reverse shift rail end	1
62896 HX	Control lever with fulcrum ball and pin	1
62899 H	Main shaft gear (third and direct) (special)	1
62902 HAX	Reverse idler gear with 35224 H bushing (special)	1
62906 H	Control housing	1
62906 HX	Control housing, complete with control levers (see page 94)	1
62907 H	Main drive gear (also see 72978 H)	1
62908 H	Main drive gear bearing retainer	1
62909 HX	Transmission case with 26893 H studs	1
72976 H	Main shaft gear (low, second and reverse) (special)	1
72976 H	Countershaft gear (special)	1
72978 H	Main drive gear (special)	1
13697 V	Control lever fulcrum ball pin	1
13766 V	Shift rail poppet spring ball, $\frac{3}{8}$ "	3
13884 V	Propeller shaft mounting nut	1
13946 V	Transmission case drain and filler plug, $\frac{3}{8}$ "	2
Standard Parts		
Q 1774	Capscrew, $\frac{5}{16}$ "-18 N.C. x $\frac{3}{8}$ ", main drive gear bearing retainer	4
Q 1776	Capscrew, $\frac{5}{16}$ "-18 N.C. x 1", main shaft bearing retainer	4
Q 1784	Capscrew, $\frac{5}{16}$ "-18 N.C. x 2", main shaft bearing retainer	1
	Capscrew, $\frac{3}{8}$ "-16 N.C. x $\frac{3}{8}$ ", countershaft and reverse idler shaft lock plate	1
Q 1800	Capscrew, $\frac{3}{8}$ "-16 N.C. x $\frac{3}{8}$ ", control housing	4
	Capscrew, $\frac{3}{8}$ "-16 N.C. x $\frac{3}{8}$ ", power take-off opening cover	6
Q 1816	Capscrew, $\frac{3}{8}$ "-16 N.C. x $2\frac{3}{4}$ ", control housing	2
	Slotted nut, $\frac{3}{4}$ "-28 N.F., for reverse shift rail end plunger	1
	Hex. nut, $\frac{3}{8}$ "-20 N.F., transmission to flywheel housing stud	6
	Lockwasher, $\frac{5}{16}$ ", main drive gear bearing retainer capscrew	4
	Lockwasher, $\frac{5}{16}$ ", main shaft bearing retainer capscrew	5
	Lockwasher, $\frac{3}{8}$ ", control housing capscrew	6
	Lockwasher, $\frac{3}{8}$ " (special), power take-off opening cover capscrew	6
	Lockwasher, $\frac{3}{8}$ ", transmission to flywheel housing stud	6
	Cotter pin, $\frac{1}{16}$ x $\frac{3}{8}$ ", reverse shift rail end plunger	1
	Cotter pin, $\frac{1}{8}$ x $1\frac{1}{8}$ ", reverse shift fork rail	1

I H C Part No.	DESCRIPTION	No. Used per Ass'y.	No. Used per Truck
TRANSMISSION (4-Speed) (IHC Model H-41) (Special)—Continued			
Details of Assemblies			
62905 HX	Control lever housing, complete with control lever.....	1	1
16780 H	Control lever ball.....	1	1
23074 H	Shift rail poppet spring.....	3	3
23079 H	Shift fork lock screw.....	3	3
23092 H	Shift fork lock screw lockwire.....	3	3
27080 H	Control housing expansion plug.....	6	6
27085 H	Control housing dust cap pin.....	1	1
27096 H	Shift rail interlock plunger.....	2	2
27098 H	Control lever spring.....	1	1
27104 H	Shift rail interlock pin.....	1	1
27105 H	Shift rail interlock pin stop.....	1	1
27107 H	Control lever spring washer.....	1	1
27108 H	Control lever dust cap.....	1	1
27111 H	Shift fork (third and direct).....	1	1
27112 H	Shift fork (first and second).....	1	1
27119 HA	Shift rail (first and second).....	1	1
27120 HA	Shift rail (third and direct).....	1	1
27121 HA	Shift rail (reverse).....	1	1
33710 H	Control housing dust cover.....	1	1
36563 H	Shift rail interlock hole plug.....	1	1
62892 H	Reverse shift rail end plunger spring.....	1	1
62893 H	Reverse shift rail end plunger.....	1	1
62894 H	Reverse shift rail end.....	1	1
62896 HX	Control lever with fulcrum ball and pin.....	1	1
62905 H	Control housing.....	1	1
13697 V	Control lever fulcrum ball pin.....	1	1
13765 V	Shift rail poppet spring ball.....	3	3
	Slotted nut, $\frac{3}{4}$ "-28 N.F., reverse shift rail end plunger.....	1	1
	Cotter pin, $\frac{1}{16}$ x $\frac{3}{8}$ ", reverse shift rail end plunger.....	1	1

SPEEDOMETER AND CONNECTIONS

(For Trucks with 3-Speed Transmission)

NOTE: Service and replacement orders for speedometers should be referred to an authorized Stewart-Warner Service Station.

I H C Part No.	Mfr's. No.	DESCRIPTION	No. Used
9121 H	Speedometer cable clip (at tool box) (for trucks with panel body)	1
26863 H	Speedometer cable clip (at second cross member) (for trucks with panel body)..... (Left Hand Drive)	1
26906 H	Speedometer driven gear bushing (in transmission).....	1
37314 H	Speedometer mounting screw.....	4
48116 H	Speedometer cable clip loom.....	x
60083 H	74618	Speedometer drive gear (in transmission).....	1
62141 HX	Speedometer cable clip (at steering gear)..... (Right Hand Drive)	1
63277 H	596 AV	Speedometer (miles per hour).....	1
63278 H	596 AV	Speedometer (kilometers per hour).....	1
63279 H	94350-72	Speedometer cable assembly (67245 H and 67247 H) (for trucks with panel body).....	1
63285 H	93250	Speedometer drive sleeve (at transmission) (not for trucks with "Stordor" Body).....	1
66985 H	94350-66	Speedometer cable assembly (66 $\frac{3}{4}$ " long overall) (67246 H and 67244 H) (not for trucks with panel body).....	1
67244 H	G-64207-66 $\frac{3}{4}$	Speedometer cable core (part of 66985 H) (not for trucks with "Stordor" Body).....	1
67246 H	G-64207-72 $\frac{3}{4}$	Speedometer cable core (part of 63279 H) (not for trucks with "Stordor" Body).....	1
67246 H	G-94356-66	Speedometer cable conduit (part of 66985 H) (not for trucks with "Stordor" Body).....	1
67247 H	G-94356-72	Speedometer cable conduit (part of 63279 H) (not for trucks with "Stordor" Body).....	1
71198 H	Speedometer cable rubber bushing.....	1
74609 H	Speedometer cable clip (at cylinder head)..... (Left Hand Drive)	1
77863 H	SW-78000-108	Speedometer cable assembly (108" long) (only for trucks with "Stordor" Body).....	1
77864 H	SW-78047-108	Speedometer cable core (part of 77863 H) (only for trucks with "Stordor" Body).....	1
77865 H	SW-34179-108	Speedometer cable conduit (part of 77863 H) (only for trucks with "Stordor" Body).....	1
1977 Y	Speedometer drive gear spacer (in transmission).....	1
Q 4006	Capscrew, $\frac{1}{4}$ "-28 N.F. x $\frac{5}{16}$ " for cable clips.....	x
Q 4007	Capscrew, $\frac{1}{4}$ "-28 N.F. x $\frac{3}{8}$ " for cable clip 62141 HX.....	x
.....	Hex. nut, $\frac{1}{4}$ "-28 N.F., for cable clips.....	x
.....	Lockwasher, $\frac{1}{4}$ ", for cable clips.....	x

(3.72 to 1 Axle Ratio)

TIRE SIZE	DRIVEN GEAR		ADAPTER	
	I H C Part No.	Mfr's. No.	I H C Part No.	Mfr's. No.
5.50 x 19 (6 ply).....	63281 H	94135	63358 H	666F-1,155
6.00 x 16 (4 ply).....	63280 H	94134	None	None
6.00 x 16 (6 ply).....	63282 H	94136	63358 H	666F-1,155
6.00 x 19 (6 ply).....	63281 H	94135	63359 H	666F-1,2133
6.50 x 16 (6 ply).....	63281 H	94135	63357 H	666F-1,1143
6.50 x 18 (6 ply).....	63280 H	94134	63358 H	666F-1,155
7.00 x 15 (6 ply).....	63281 H	94135	63357 H	666F-1,1143
7.50 x 15 (Jumbo).....	63282 H	94136	63359 H	666F-1,2133

(4.18 to 1 Axle Ratio)

TIRE SIZE	DRIVEN GEAR		ADAPTER	
	I H C Part No.	Mfr's. No.	I H C Part No.	Mfr's. No.
5.50 x 19 (6 ply).....	63280 H	94134	None	None
6.00 x 16 (4 ply).....	63281 H	94135	None	None
6.00 x 16 (6 ply).....	63281 H	94135	None	None
6.00 x 19 (6 ply).....	63280 H	94134	None	None
6.50 x 16 (6 ply).....	63281 H	94135	None	None
6.50 x 18 (6 ply).....	63280 H	94134	63356 H	666F-1,04
7.00 x 15 (6 ply).....	63281 H	94135	None	None
7.50 x 15 (Jumbo).....	63280 H	94134	63354 H	666F-9615

SPEEDOMETER AND CONNECTIONS

(For Trucks equipped with 4-Speed Transmissions)

NOTE: Service and replacement orders for speedometers should be referred to an authorized Stewart-Warner Service Station.

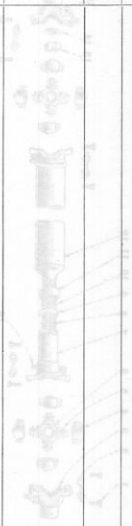
I H C Part No.	Mfr's No.	DESCRIPTION	No. Used
26836 H	65931	Speedometer drive gear (in transmission).....	1
26905 H		Speedometer driven gear bushing (in transmission).....	1
27192 HA		Speedometer drive gear spacer (in transmission).....	1
37314 H		Speedometer mounting screw.....	4
48116 H		Speedometer cable clip boom.....	1
62141 HX		Speedometer cable clip (at steering gear)..... (Right Hand Drive)	1
63277 H	596 AV	Speedometer (miles per hour).....	1
63278 H	596 AV	Speedometer (kilometers per hour).....	1
63285 H	93250	Speedometer drive sleeve (at transmission).....	1
60985 H	94350-66 $\frac{3}{4}$	Speedometer cable assembly (67244 H and 67246 H).....	1
67244 H	G-64207-66*	Speedometer cable core (part of 66985 H).....	1
67246 H	G-94356-66*	Speedometer cable conduit (part of 66985 H).....	1
71198 H		Speedometer cable rubber bushing.....	1
74609 H		Speedometer cable clip (at cylinder head)..... (Left Hand Drive)	1
Q 4006		Capscrew, $\frac{1}{4}$ "-28 N.F. x $\frac{1}{2}$ ", for cable clips.....	x
Q 4007		Capscrew, $\frac{1}{4}$ "-28 N.F. x $\frac{3}{8}$ ", for cable clip, 62141 HX.....	1
		Hex. nut, $\frac{1}{4}$ "-28 N.F., for cable clip.....	x
		Lockwasher, $\frac{1}{4}$ ", for cable clips.....	x

TIRE SIZE	DRIVEN GEAR		ADAPTER	
	I H C Part No.	Mfr's No.	I H C Part No.	Mfr's No.
(3.72 to 1 Axle Ratio)				
5.50 x 19 (6 ply).....	63286 H	94143	63360 H	666F-1,265
6.00 x 16 (4 ply).....	63288 H	94145	63362 H	666F-1,3393
6.00 x 16 (6 ply).....	63287 H	94144	63360 H	666F-1,266
6.00 x 19 (6 ply).....	63286 H	94143	63361 H	666F-1,300
6.50 x 16 (6 ply).....	63286 H	94143	63369 H	666F-1,2133
6.50 x 18 (6 ply).....	63286 H	94143	63362 H	666F-1,3393
7.00 x 15 (6 ply).....	63288 H	94145	63363 H	666F-1,3846
7.50 x 15 (Jumbo).....	63287 H	94144	63362 H	666F-1,3393

TIRE SIZE	DRIVEN GEAR		ADAPTER	
	I H C Part No.	Mfr's No.	I H C Part No.	Mfr's No.
(4.18 to 1 Axle Ratio)				
5.50 x 19 (6 ply).....	63287 H	94144	63369 H	666F-1,2133
6.00 x 16 (4 ply).....	63288 H	94145	63369 H	666F-1,2133
6.00 x 16 (6 ply).....	63288 H	94145	63369 H	666F-1,2133
6.00 x 19 (6 ply).....	63287 H	94144	63360 H	666F-1,266
6.50 x 16 (6 ply).....	63288 H	94145	63360 H	666F-1,266
6.50 x 18 (6 ply).....	63288 H	94145	63363 H	666F-1,3846
7.00 x 15 (6 ply).....	63287 H	94144	63368 H	666F-1,155
7.50 x 15 (Jumbo).....	63286 H	94143	63367 H	666F-1,1143

ADDITIONS AND CHANGES

IHC Part No.	DESCRIPTION	Chassis Serial No.	No. Used	Replaces Part No.
	<p>2111500000 F-Sub- S-300</p>		2	
	<p>2111510000 F-Sub- S-300</p>		2	
	<p>2111520000 F-Sub- S-300</p>		2	
	<p>2111530000 F-Sub- S-300</p>		2	
	<p>2111540000 F-Sub- S-300</p>		2	
	<p>2111550000 F-Sub- S-300</p>		2	
	<p>2111560000 F-Sub- S-300</p>		2	
	<p>2111570000 F-Sub- S-300</p>		2	
	<p>2111580000 F-Sub- S-300</p>		2	
	<p>2111590000 F-Sub- S-300</p>		2	
	<p>2111600000 F-Sub- S-300</p>		2	
	<p>2111610000 F-Sub- S-300</p>		2	
	<p>2111620000 F-Sub- S-300</p>		2	
	<p>2111630000 F-Sub- S-300</p>		2	
	<p>2111640000 F-Sub- S-300</p>		2	
	<p>2111650000 F-Sub- S-300</p>		2	
	<p>2111660000 F-Sub- S-300</p>		2	
	<p>2111670000 F-Sub- S-300</p>		2	
	<p>2111680000 F-Sub- S-300</p>		2	
	<p>2111690000 F-Sub- S-300</p>		2	
	<p>2111700000 F-Sub- S-300</p>		2	
	<p>2111710000 F-Sub- S-300</p>		2	
	<p>2111720000 F-Sub- S-300</p>		2	
	<p>2111730000 F-Sub- S-300</p>		2	
	<p>2111740000 F-Sub- S-300</p>		2	
	<p>2111750000 F-Sub- S-300</p>		2	
	<p>2111760000 F-Sub- S-300</p>		2	
	<p>2111770000 F-Sub- S-300</p>		2	
	<p>2111780000 F-Sub- S-300</p>		2	
	<p>2111790000 F-Sub- S-300</p>		2	
	<p>2111800000 F-Sub- S-300</p>		2	
	<p>2111810000 F-Sub- S-300</p>		2	
	<p>2111820000 F-Sub- S-300</p>		2	
	<p>2111830000 F-Sub- S-300</p>		2	
	<p>2111840000 F-Sub- S-300</p>		2	
	<p>2111850000 F-Sub- S-300</p>		2	



2111500000 - 2111850000

2111500000 - 2111850000

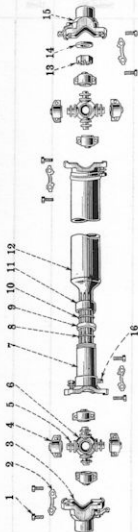
2111500000 - 2111850000

2111500000 - 2111850000

PROPELLER SHAFT AND UNIVERSAL JOINTS

ADDITIONS AND CHANGES

(See page 101 for Propeller Shaft Dimensions)



Unnumbered parts in the illustrations are the same as corresponding parts shown with numbers.

Ref. No.	I H C Part No.	Ref. No.	I H C Part No.	Ref. No.	I H C Part No.	Ref. No.	I H C Part No.
1	38575 HA	5	38564 H	9	20054 V	13	1106 V
2	38562 H	6	41249 HAX	10	41159 H	14	62177 V
3	52718 HX	7	41254 HX	11	41257 H	15	41248 H
4	{ 52719 HX	8	41159 H	12	{ 61704 HX	16	$\frac{3}{8}$ " pipe plug
					{ 61707 HX		
* 1	38575 HA	6	38568 HAX	11	12284 V	15	54113 H
2	38562 H	7	38567 HX	12	{ 43262 HAX	16	$\frac{3}{8}$ " pipe plug
3	52713 HX	8	12283 VA	13	{ 57048 HX		
4	52713 HX	9	12283 VA	14	1106 V		
5	38564 H	10	12283 VA		62177 V		


* see page 102 for list of parts

When ordering, always use I H C Part Nos.

Don't order parts from the illustrations only; refer to the list also.

PROPELLER SHAFTS AND UNIVERSAL JOINTS

(I H C Model MCH-3)

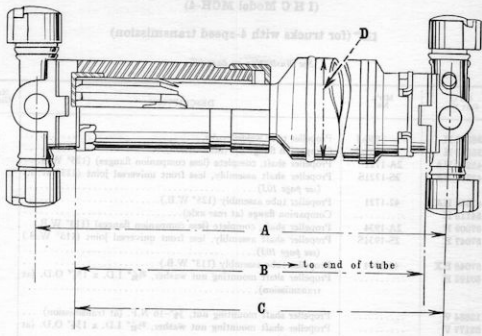
 (for trucks with 3 speed transmission)

I H C Part No.	Mfr's. No.	DESCRIPTION	No. Used
41248 H	Companion flange.....	2
50586 H	3989-J	Propeller tube welded yoke.....	1
61702 H	2A-2132	Propeller shaft, complete (less companion flanges) (113" W.B.)...	1
61703 H	2S-2132S	Propeller shaft assembly, less front universal joint (113" W.B.) (see page 100).....	1
61704 HX	42-2132	Propeller tube assembly (113" W.B.).....	1
61705 H	2A-2133	Propeller shaft, complete (less companion flanges) (125" W.B.)...	1
61706 H	2S-2133S	Propeller shaft assembly, less front universal joint (125" W.B.) (see page 100).....	1
61707 HX	42-2133	Propeller tube assembly (125" W.B.).....	1
62177 V	Propeller shaft mounting nut washer, $\frac{31}{64}$ " I.D. x $1\frac{1}{2}$ " O.D.....	2
1106 Y	Propeller shaft mounting nut, $\frac{3}{4}$ "-16 N.F.....	2
.....	Cotter pin, $\frac{1}{8}$ x $1\frac{1}{2}$ ", propeller shaft mounting nut.....	2
UNIVERSAL JOINTS AND PARTS			
38562 H	3549-J	Universal joint capscrow lock plate.....	8
38564 H	3565-J	Universal joint cross trunnion (cock) washer.....	8
38675 HA	3786-J	Universal joint capscrow, $\frac{3}{8}$ "-24 N.F. x $\frac{31}{64}$ ".....	16
41159 H	1015-J	Universal joint slip yoke felt retainer washer.....	2
41249 HAX	112-3001	Universal joint cross with grease retainer.....	2
41254 HX	6A-3000	Universal joint slip yoke with 41255 H dust plug.....	1
41255 H	3568-J	Universal joint slip yoke dust plug.....	1
41257 H	901-J	Universal joint slip yoke felt retainer.....	1
41584 HA	Universal joint assembly (transmission end) (see page 100).....	1
52718 HX	113-3004	Universal joint trunnion bearing with rollers, washer retainer and 20059 VA plug.....	2
52719 HX	113-3003	Universal joint trunnion bearing with rollers and washer retainer (plain).....	6
20054 V	654-J	Universal joint slip yoke felt.....	1
20059 VA	27X3	Pipe plug for 52718 HX.....	2
.....	Pipe plug, $\frac{1}{2}$ " sq. hd. (in slip yoke).....	1

(See page 100 for Details of Assemblies)

I H C Part No.	Mfr's No.	DESCRIPTION	No. Used per Ass'y.	No. Used per Truck
PROPELLER SHAFTS AND UNIVERSAL JOINTS (For Trucks with 3-Speed Transmission) —Continued				
(continued from page 99) Details of Assemblies				
41584 HA		Universal joint assembly		1
38562 H	3549-J	Universal joint capscrew lock plate	2	
38564 H	3565-J	Universal joint cross trunnion (cork) washer	4	
38575 HA	3786-J	Universal joint capscrew	4	
41159 H	1015-J	Universal joint slip yoke felt retainer washer	2	
41249 HAX	112-3001	Universal joint cross with grease retainer	1	
41254 HX	6A-3000	Universal joint slip yoke with 41255 H dust plug	1	
41257 H	901-J	Universal joint slip yoke felt retainer	1	
52718 HX	113-3004	Universal joint trunnion bearing with rollers, washer retainer and 20059 VA plug	1	
52719 HX	113-3003	Universal joint trunnion bearing with rollers and washer retainer (plain)	3	
20054 V	654-J	Universal joint slip yoke felt	1	
		Pipe plug, $\frac{3}{8}$ " sq. head	1	
61703 H	2S-2132-S	Propeller shaft assembly, less front universal joint (113" W.B.)		1
38562 H	3549-J	Universal joint capscrew lock plate	2	
38564 H	3565-J	Universal joint cross trunnion (cork) washer	4	
38575 HAX	3786-J	Universal joint capscrew	4	
41249 HAX	112-3001	Universal joint cross with grease retainer	1	
52718 HX	113-3004	Universal joint trunnion bearing with rollers, washer retainer and 20059 VA plug	1	
52719 HX	113-3003	Universal joint trunnion bearing with rollers and washer retainer (plain)	3	
61704 HX	42-2132	Propeller tube assembly		
61706 H	2S-2133-S	Propeller shaft assembly, less front universal joint (125" W.B.)		1
		Same as 61703 H, except:		
61707 HX	42-2133	Propeller tube assembly (instead of 61704 HX)		

Propeller Shaft Dimensions




PROPELLER SHAFT			Type of Transmission	Wheel Base	Length			Dia.
Complete less Flanges A	Less Front Universal Joint C	Tube Assembly B			A	B	C	
61702 H	61703 H	61704 HX	3-Speed	113"	55 $\frac{3}{16}$ "	53 $\frac{3}{16}$ "	54 $\frac{3}{16}$ "	2 $\frac{1}{2}$ "
61705 H	61706 H	61707 HX	3-Speed	125"	67 $\frac{3}{16}$ "	65 $\frac{3}{16}$ "	66 $\frac{3}{16}$ "	3 $\frac{1}{2}$ "
43260 HA	43261 HA	43262 HAX	4-Speed	125"	65 $\frac{3}{16}$ "	63 $\frac{3}{16}$ "	64 $\frac{13}{16}$ "	3 $\frac{1}{2}$ "
57009 H	57047 H	57048 HX	4-Speed	113"	53 $\frac{3}{16}$ "	51 $\frac{3}{16}$ "	52 $\frac{3}{16}$ "	2 $\frac{1}{2}$ "

NOTE: When assembling propeller shafts, be sure that all joints are in the same plane. Propeller shaft tubes and slip yokes are stamped with arrows and when these arrows are lined up, the joints will be in the same plane.

PROPELLER SHAFT AND UNIVERSAL JOINTS

(I H C Model MCH-4)

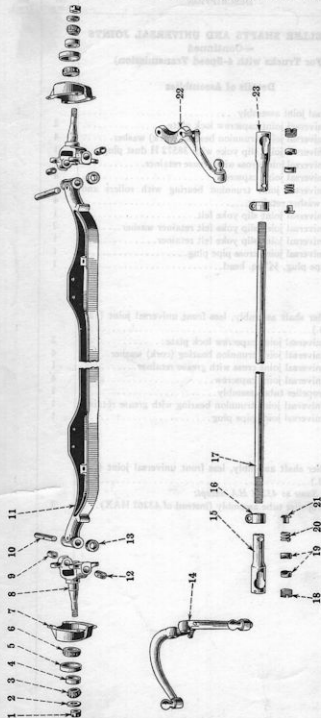
 (for trucks with 4-speed transmission)

(See illustration on page 98)

I H C Part No.	Mfr's. No.	DESCRIPTION	No. Used
38569 H	3630-J	Propeller tube welded yoke.....	1
38573 H	3607-J	Companion flange (at transmission).....	1
43260 HA	2A-1721	Propeller shaft, complete (less companion flanges) (125° W.B.)..	1
43261 HA	2S-1721S	Propeller shaft assembly, less front universal joint (125° W.B.) (see page 103).....	1
43262 HAX	42-1721	Propeller tube assembly (125° W.B.).....	1
54113 H	Companion flange (at rear axle).....	1
57009 H	2A-1934	Propeller shaft, complete (less companion flanges) (113° W.B.)..	1
57047 H	2S-1934S	Propeller shaft assembly, less front universal joint (113° W.B.) (see page 103).....	1
57048 HX	42-1934	Propeller tube assembly (113° W.B.).....	1
60192 H	Propeller shaft mounting nut washer, $\frac{25}{64}$ " I.D. x $1\frac{3}{4}$ " O.D. (at transmission).....	1
13884 V	Propeller shaft mounting nut, $\frac{3}{8}$ "-16 N.F. (at transmission)....	1
62177 V	Propeller shaft mounting nut washer, $\frac{25}{64}$ " I.D. x $1\frac{3}{4}$ " O.D. (at rear axle).....	1
1106 Y	Propeller shaft mounting nut, $\frac{3}{8}$ "-16 N.F. (at rear axle).....	1
.....	Cotter pin, $\frac{1}{8}$ x $1\frac{1}{8}$ ", propeller shaft mounting nut (at rear axle)	1
.....	Cotter pin, $\frac{1}{8}$ x $1\frac{3}{4}$ ", propeller shaft mounting nut (at transmission)	1
UNIVERSAL JOINT AND PARTS			
38662 H	3549-J	Universal joint capscrew lock plate.....	8
38664 H	3565-J	Universal joint trunnion bearing (cork) washer.....	8
38667 HX	6A-4000	Universal joint slip yoke with 38572 H dust plug.....	1
38668 HAX	112-4000	Universal joint cross with grease retainer.....	2
38572 H	3603-J	Universal joint slip yoke dust plug.....	1
38576 HA	3786-J	Universal joint capscrew, $\frac{3}{16}$ "-24 N.F. x $\frac{25}{64}$ ".....	16
38579 HA	Universal joint assembly (transmission end) (see page 103).....	1
62746 HX	113-4001	Universal joint trunnion bearing with rollers and washer retainer..	8
12282 V	6X35	Universal joint slip yoke felt.....	1
12283 VA	195-J	Universal joint slip yoke felt retainer washer.....	2
12284 V	802-J	Universal joint slip yoke felt retainer.....	1
20069 VA	27-X-3	Universal joint cross pipe plug, $\frac{3}{4}$ ".....	2
.....	Pipe plug, $\frac{3}{4}$ ", sq. hd. (in slip yoke).....	1

I H C Part No.	Mfr's No.	DESCRIPTION	No. Used per Ass'y.	No. Used per Truck
PROPELLER SHAFTS AND UNIVERSAL JOINTS				
—Continued				
(For Trucks with 4-Speed Transmission)				
Details of Assemblies				
38579 HA		Universal joint assembly.....		1
38562 H	3549-J	Universal joint capscrew lock plate.....	2	
38564 H	3565-J	Universal joint trunnion bearing (cork) washer.....	4	
38567 HX	6A-4000	Universal joint slip yoke with 38572 H dust plug.....	1	
38568 HAX	112-4000	Universal joint cross with grease retainer.....	1	
38575 HA	3786-J	Universal joint capscrew.....	4	
52745 HX	113-4001	Universal joint trunnion bearing with rollers and washer retainer.....	4	
12282 V	6-X-35	Universal joint slip yoke felt.....	1	
12283 VA	195-J	Universal joint slip yoke felt retainer washer.....	2	
12284 V	803-J	Universal joint slip yoke felt retainer.....	1	
20059 VA	27-X-3	Universal joint cross pipe plug.....	1	
		Pipe plug, $\frac{3}{4}$ " sq. head.....	1	
43261 HA	2S-1721-S	Propeller shaft assembly, less front universal joint (125° W.B.).....		1
38562 H	3549-J	Universal joint capscrew lock plate.....	2	
38564 H	3565-J	Universal joint trunnion bearing (cork) washer.....	4	
38568 HAX	112-4000	Universal joint cross with grease retainer.....	1	
38575 HA	3786-J	Universal joint capscrew.....	4	
43262 HAX	42-1721	Propeller tube assembly.....	1	
52745 HX	113-4001	Universal joint trunnion bearing with grease retainer	1	
20059 VA	27-X-3	Universal joint pipe plug.....	1	
57047 H	2S-1934-S	Propeller shaft assembly, less front universal joint (113° W.B.).....		1
		<i>Same as 43261 HA, except:</i>		
57084 HX	42-1934	Propeller tube assembly (instead of 43262 HAX).....	1	

FRONT AXLE AND TIE ROD (I H C Model F-10)



Unnumbered parts in the illustrations are the same as corresponding parts shown units numbers.

When ordering, always use IHC Part Nos.

Ref. No.	IHC Part No.	Ref. No.	IHC Part No.	Ref. No.	IHC Part No.
1	1045 Y	7	*61614 H	12	13343 VA
2	13823 VA	8	61612 HX	14	61610 HX
3	13823 V	9	1051 Y	15	1051 Y
4	13824 V	10	1051 Y	16	1058 YX
5	13824 V	11	66971 H	17	1059 V
6	1165 Y	12	1044 Y	18	13350 V
				19	1055 Y
				20	1057 VA
				21	1056 Y
				22	61608 HX
				23	1060 Y

* listed on page 122

Don't order parts from the illustrations only; refer to the list also.

FRONT AXLE, TIE ROD AND BRAKES

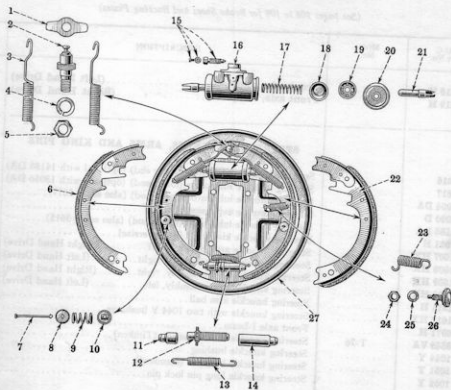
(I H C Model F-10)

(See pages 106 to 108 for Brake Shoes and Backing Plates)

I H C Part No.	Mfr's. No.	DESCRIPTION	No. Used
61618 H		Front axle, complete (Left Hand Drive)	1
61619 H		Front axle, complete (Right Hand Drive)	1
STEERING KNUCKLES, ARMS AND KING PINS			
Q 3615		Steering knuckle lubricator (upper end) (optional with 14186 DA)	2
Q 3617		Steering knuckle lubricator (lower end) (optional with 13056 DA)	2
13056 DA		Steering knuckle lubricator (lower end) (also see Q 3617)	2
13090 D		Steering knuckle expansion plug, $\frac{3}{8}$ "	4
14186 DA		Steering knuckle lubricator (upper end) (also see Q 3615)	2
47061 H		Steering knuckle king pin (.010" oversize)	2
* 61607 HX		Steering knuckle arm assembly, left (Right Hand Drive)	1
* 61608 HX		Steering knuckle arm assembly, right (Left Hand Drive)	1
* 61609 HX		Steering knuckle arm assembly, right (Right Hand Drive)	1
* 61610 HX		Steering knuckle arm assembly, left (Left Hand Drive)	1
61611 H		Steering knuckle arm ball	3
61612 HX		Steering knuckle with two 1044 Y bushings	2
66971 H		Front axle I-beam	1
13343 VA	T-76	Steering knuckle thrust bearing (Timken)	2
1044 Y		Steering knuckle bushing	4
1051 Y		Steering knuckle king pin (standard)	2
1062 Y		Steering knuckle king pin lock pin	2
Standard Parts			
		Set screw, $\frac{3}{8}$ "-16 N.C. x $1\frac{1}{2}$ ", steering knuckle stop	2
Q 1831		Capscrew, $\frac{1}{4}$ "-20 N.F. x $1\frac{3}{4}$ ", backing plate to knuckle	4
Q 1839		Capscrew, $\frac{1}{4}$ "-20 N.F. x $2\frac{3}{4}$ ", steering arm and backing plate to knuckle	4
		Hex. nut, $\frac{3}{8}$ "-16 N.C., steering knuckle stop set screw	2
		Hex. nut, $\frac{1}{4}$ "-20 N.F., steering arm and backing plate to knuckle capscrew	8
		Lockwasher, $\frac{1}{8}$ ", steering arm and backing plate to knuckle capscrew	8
TIE ROD			
Q 3615		Tie rod end lubricator (optional with 14186 DA)	2
14186 DA		Tie rod end lubricator (also see Q 3615)	2
13360 V		Tie rod end adjusting plug	2
1055 Y		Tie rod ball seat	4
1066 Y		Tie rod end safety plug	2
1067 YA		Tie rod end spring	2
1068 YX		Tie rod end clamp with capscrew and lockwasher	2

* See page 109 for Detail of Assemblies.

FRONT WHEEL BRAKES



Unnumbered parts in the illustrations are the same as corresponding parts shown with numbers.

Ref. No.	I H C Part No.	Ref. No.	I H C Part No.	Ref. No.	I H C Part No.	Ref. No.	I H C Part No.
1	66511 H	8	1033 Y	15	48819 H	22	59447 HA
2	66509 H	9	1031 YA	16	53443 H	23	66510 H
3	51651 H	10	1032 Y	17	59737 H	24	49066 H
4	Washer	11	59417 H	18	51905 H	25	Washer
5	49058 H	12	59390 H	19	51902 H	26	1017 YX
6	59389 HAX	13	59396 H	20	49661 H	27	61615 HX
7	59397 H	14	59391 H	21	59394 H		61616 HX

When ordering, always use I H C Part Nos.

Don't order parts from the illustrations only; refer to the list of parts.

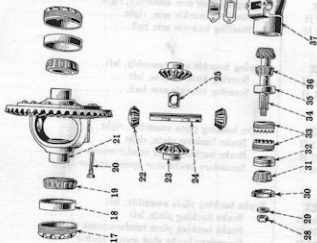
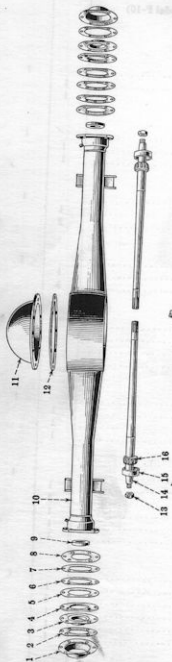
IHC Part No.	Mfr's No.	DESCRIPTION	No. Used
FRONT AXLE, TIE ROD AND BRAKES (IHC Model F-10)			
—Continued			
TIE ROD—Continued			
1069 Y		Tie rod	1
1069 YX		Tie rod with 1060 YX and 1061 YX end assemblies	1
1060 Y		Tie rod end, right	1
1060 YX		Tie rod end assembly, right (see page 109)	1
1061 Y		Tie rod end, left	1
1061 YX		Tie rod end assembly, left (see page 109)	1
Standard Parts			
Q 1807		Capscrew, $\frac{3}{8}$ "-24 N.F. x $1\frac{3}{4}$ ", for tie rod end clamp	2
		Hex. nut, $\frac{3}{8}$ "-24 N.F., tie rod end clamp capscrew	2
		Lockwasher, $\frac{3}{8}$ ", tie rod end clamp capscrew	2
		Cotter pin, $\frac{1}{8}$ x $1\frac{1}{2}$, tie rod end adjusting plug	2
FRONT WHEEL BEARINGS AND ADJUSTING NUTS			
(See illustrations on page 104)			
13822 V	14274	Front wheel inner roller bearing cup (Timken)	2
13823 V	09074	Front wheel outer roller bearing cone (Timken)	2
13824 V	09194	Front wheel outer roller bearing cup (Timken)	2
13840 V	{09074 09194}	Front wheel outer roller bearing, complete (Timken)	2
1043 YA		Front wheel bearing adjusting nut washer	2
1045 Y		Front wheel bearing adjusting nut, $\frac{3}{4}$ "-16 N.F.	2
1165 Y	14132	Front wheel inner roller bearing cone (Timken)	2
1166 Y	{14132 14274}	Front wheel inner roller bearing, complete (Timken)	2
		Cotter pin, $\frac{3}{8}$ x $1\frac{1}{2}$ ", front wheel bearing adjusting nut	2
FRONT BRAKE SHOES, BACKING PLATES AND PARTS			
22324 H	11611	Brake shoe adjusting hole cover (Bendix)	2
49058 H	30-S-7	Brake shoe anchor pin nut, $\frac{3}{8}$ "-18 N.F. (Bendix)	2
49666 H	30-S-3	Brake shoe eccentric nut, $\frac{3}{8}$ "-24 N.F. (Bendix)	2
61651 H	30064	Brake shoe to anchor pin spring (Bendix)	4
69389 HAX	788-S-4	Primary brake shoe with $\frac{1}{4}$ " thick lining (U. S. Asbestos 589) (Bendix)	2
69390 H	29491	Brake shoe adjusting screw (Bendix)	2
69390 HX	29497	Brake shoe adjusting screw with 59391 H pivot nut (Bendix)	2
69391 H	29489	Brake shoe adjusting screw pivot nut (Bendix)	2
69394 H	32868	Brake shoe to wheel cylinder connecting link (Bendix)	4
69396 H	29716	Brake shoe adjusting screw spring (Bendix)	4
69397 H	26316	Brake shoe hold-down pin (Bendix)	4
69417 H	29490	Brake shoe adjusting screw socket (Bendix)	2
69447 HA	1124-S-4	Secondary brake shoe with $\frac{1}{4}$ " thick lining (Hycoc 2541) (Bendix)	2
69447 HBX	861-S-283	Two brake shoes with $\frac{1}{4}$ " thick lining (59389 HAX and 59447 HA (Bendix)	2
69456 HB	15-S-453	Carton of $\frac{1}{4}$ " thick lining and rivets for relining front brakes (4 shoes) (Export only) (Bendix)	1
61615 HX	36081	Brake backing plate assembly, right (Bendix) (see page 109)	1
61616 HX	36080	Brake backing plate assembly, left (Bendix) (see page 109)	1
66509 H	37343	Brake shoe anchor pin (Bendix)	2
66510 H	37344	Secondary brake shoe return spring (Bendix)	2

IHC Part No.	Mfr's. No.	DESCRIPTION	No. Used
FRONT AXLE, TIE ROD AND BRAKES (IHC Model F-10)			
—Continued			
FRONT BRAKE SHOES, BACKING PLATES AND PARTS			
—Continued			
66611 H	32594	Brake shoe guide plate (Bendix).....	2
73265 H	4-S-60	Carton of brake springs (for 2 wheels).....	1
78300 H	712-S-86	Primary brake shoe with $\frac{1}{4}$ " thick moulded lining (Raybestos 451) (special).....	2
81089 H	15-S-433	Carton of $\frac{3}{4}$ " thick moulded lining and rivets for front brakes (4 shoes) (Export only) (special).....	1
1017 YX	24519	Brake shoe eccentric (Bendix).....	2
1031 YA	23960	Brake shoe hold-down spring (Bendix).....	4
1032 Y	23969	Brake shoe hold-down spring cup, upper (Bendix).....	4
1033 Y	24028	Brake shoe hold-down spring cup, lower (Bendix).....	4
Standard Parts			
.....	Lockwasher, $\frac{3}{8}$ ", brake shoe eccentric.....	2
.....	Lockwasher, $\frac{3}{8}$ " (heavy) brake shoe anchor pin.....	2
FRONT WHEEL HYDRAULIC BRAKE CYLINDERS			
(See illustrations on page 106)			
(Parts showing Mfr's. number should be ordered from Wagner Electric Corp., St. Louis, Mo., or Authorized Branches)			
48819 H	FC-2933	Front wheel cylinder bleeder screw.....	2
49661 H	FC-2937	Front wheel cylinder boot.....	4
51902 H	FC-1498	Front wheel cylinder piston.....	4
51905 H	FC-1499	Front wheel cylinder cup.....	4
52201 HX	FD-3006	Front wheel cylinder assembly.....	2
53443 H	FC-2934	Front wheel cylinder body with bleeder screw.....	2
59737 H	FC-3024	Front wheel cylinder piston spring.....	2
Standard Parts			
.....	Machine screw, No. 10-32 N.F. x $\frac{3}{4}$ ", for wheel cylinder bleeder screw.....	2
Q 4012	Capscrew, $\frac{1}{16}$ "-18 N.C. x $\frac{3}{4}$ " wheel cylinder to backing plate.....	4
.....	Lockwasher, No. 10, wheel cylinder bleeder screw.....	2
.....	Lockwasher, $\frac{3}{16}$ ", wheel cylinder to backing plate capscrew.....	4

I H C Part No.	DESCRIPTION	No. Used per Asy.	No. Used per Truck
FRONT AXLE, TIE ROD AND BRAKES (IHC Model F-10)			
—Continued			
Details of Assemblies			
61607 HX	Steering knuckle arm assembly, left.....		1
§ 61607 H	Steering knuckle arm, left.....	1	
61611 H	Steering knuckle arm ball.....	1	
61608 HX	Steering knuckle arm assembly, right.....		1
§ 61608 H	Steering knuckle arm, right.....	1	
61611 H	Steering knuckle arm ball.....	1	
61609 HX	Steering knuckle arm assembly, right.....		1
§ 61609 H	Steering knuckle arm, right.....	1	
61611 H	Steering knuckle arm ball.....	2	
61610 HX	Steering knuckle arm assembly, left.....		1
§ 61610 H	Steering knuckle arm, left.....	1	
61611 H	Steering knuckle arm ball.....	2	
61615 HX	Brake backing plate assembly, right.....		1
§ 61615 H	Brake backing plate, right.....	1	
§ 66507 H	Brake backing plate reinforcement plate.....	1	
§ 66508 H	Secondary brake shoe spring anchor.....	1	
61616 HX	Brake backing plate assembly, left.....		1
§ 61616 H	Brake backing plate, left.....	1	
§ 66507 H	Brake backing plate reinforcement plate.....	1	
§ 66508 H	Secondary brake shoe spring anchor.....	1	
1060 YX	Tie rod end assembly, right.....		1
13350 V	Tie rod end adjusting plug.....	1	
1055 Y	Tie rod ball seat.....	2	
1056 Y	Tie rod end safety plug.....	1	
1057 YA	Tie rod end spring.....	1	
1060 Y	Tie rod end, right.....	1	
1061 YX	Tie rod end assembly, left.....		1
13350 V	Tie rod end adjusting plug.....	1	
1055 Y	Tie rod ball seat.....	2	
1056 Y	Tie rod end safety plug.....	1	
1057 YA	Tie rod end spring.....	1	
1061 Y	Tie rod end, left.....	1	

§ Not supplied separately for repairs.

REAR AXLE AND DIFFERENTIAL (I H C Model R-1000)



Ref. No.	I H C Part No.
1	*52900 H
2	52903 H
3	52865 H X
4	52865 H
5	56286 H
6	52897 H
7	52898 H
8	52899 H
9	52899 H X
10	48335 H X
11	1076 Y A X
12	1077 Y
13	1121 Y
14	57358 H
15	57358 H
16	1109 Y
17	1087 Y A
18	52839 V
19	52840 V
20	1095 Y

* listed on page 122

Ref. No.	I H C Part No.
21	1091 Y A
22	42098 H
23	42098 H
24	1094 Y
25	1096 Y
26	1104 Y
27	1105 Y
28	63109 Y
29	63109 Y X
30	57272 H
31	1097 Y
32	13423 D
33	44103 Y
	44103 H
	58903 H
	58902 H
34	1089 Y
35	30477 Y
36	13305 D A
37	1080 Y A X

Unnumbered parts in the illustrations are the same as corresponding parts shown with numbers.
When ordering, always use I H C Part Nos.

Don't order parts from the illustrations only; refer to the list also.

REAR AXLE, DIFFERENTIAL AND BRAKES

(I H C Model R-1000)

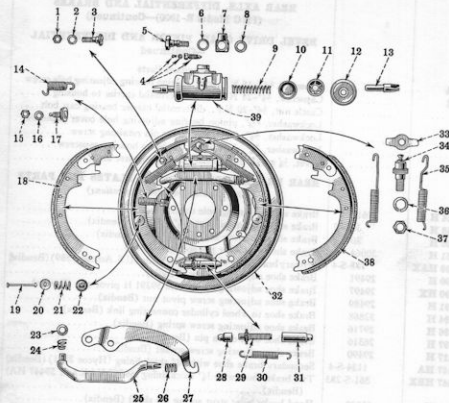
(See pages 113, 114 and 115 for Brake Shoes and Backing Plates)

I H C Part No.	Mfr's No.	DESCRIPTION	No. Used
66980 H		Rear axle, complete (4.18 to 1 ratio).....	1
66981 H		Rear axle, complete (3.72 to 1 ratio).....	1
AXLE SHAFTS AND HOUSING			
Q 3615		Axle shaft bearing lubricator (optional with 14186 DA).....	2
2870 DA		Axle housing filler plug, $\frac{3}{8}$ ".....	1
14186 DA		Axle shaft bearing lubricator (also see Q 3615).....	2
6468 H	3320	Axle shaft roller bearing cup (Timken) (see 1110 Y).....	2
48635 HB		Axle housing.....	1
21336 H		Brake backing plate to housing capscrew lockwasher, $\frac{3}{8}$ ".....	12
52895 H		Brake backing plate reinforcement plate.....	2
52896 HX		Axle shaft grease retainer assembly (see page 116).....	2
52897 H		Axle shaft bearing shim (.003" thick).....	x
52898 H		Axle shaft bearing shim (.005" thick).....	x
52899 H		Axle shaft bearing shim (.020" thick).....	x
56286 H		Axle shaft grease retainer gasket.....	4
57358 H		Axle shaft.....	2
13957 V		Axle housing drain plug, $\frac{3}{8}$ ".....	1
1072 YX		Axle housing oil seal assembly (see page 117).....	2
1076 YAX		Axle housing cover with 2870 DA filler plug.....	1
1077 Y		Axle housing cover gasket.....	1
1109 Y	3382T	Axle shaft roller bearing cone (Timken) (see 1110 Y).....	2
1110 Y	3320, 3382T	Axle shaft roller bearing, complete (Timken).....	2
1112 Y		Axle shaft grease retainer felt.....	2
1113 Y		Axle shaft grease retainer felt retainer.....	2
1119 Y		Axle shaft key.....	2
1120 Y		Axle shaft nut washer.....	2
1121 Y		Axle shaft nut, $\frac{3}{8}$ "-14 N.F.....	2
Standard Parts			
Q 4020		Capscrew, $\frac{3}{8}$ "-24 N.F. x $\frac{3}{4}$ ", axle housing cover to housing.....	10
Q 1803		Capscrew, $\frac{3}{8}$ "-24 N.F. x $1\frac{3}{4}$ ", backing plate to housing.....	12
		Hex. nut, $\frac{3}{8}$ "-24 N.F., backing plate to housing capscrew.....	12
		Lockwasher, $\frac{3}{8}$ ", axle housing cover to housing capscrew.....	10
BEVEL DRIVE GEAR, PINION AND DIFFERENTIAL			
M 22207	3120, 3193	Pinion shaft inner roller bearing, complete (Timken) (also see 13299 DA).....	1
27546 A	3193	Pinion shaft inner roller bearing cone (Timken) (also see 13305 DA).....	1
13299 DA		Pinion shaft inner roller bearing, complete (IHC) (optional with M 22207).....	1
13305 DA		Pinion shaft inner roller bearing cone (IHC) (optional with 27546 A).....	1
13423 D		Pinion shaft inner and outer roller bearing cup (I H C) (optional with 30477 V).....	2

I H C Part No.	Mfr's No.	DESCRIPTION	No. Used
REAR AXLE, DIFFERENTIAL AND BRAKES (I H C Model R-1000)—Continued			
BEVEL DRIVE GEAR, PINION AND DIFFERENTIAL —Continued			
42098 H		Differential side gear, 16 teeth	2
42099 H		Differential cross pin pinion, 11 teeth	2
43068 H		Bevel drive gear rivet, $\frac{3}{8}$ x $1\frac{1}{4}$ " (to differential case)	10
48602 H		Bevel drive gear, 41 teeth (3.72 to 1 ratio) (Export only)	1
48603 H		Bevel drive pinion, 11 teeth (3.72 to 1 ratio) (Export only)	1
57272 H		Pinion shaft bearing oil seal (will work for 1099 Y, 1100 Y, 1101 Y and 1102 Y)	1
58444 HA		Differential assembled in carrier, complete (3.72 to 1 ratio) (trucks D-2-22128 and up) (see page 116)	1
58445 HA		Differential assembled with drive gear and pinion (3.72 to 1 ratio) (see page 116)	1
58901 H		Bevel drive gear and pinion (matched) (3.72 to 1 ratio)	1
58902 H		Bevel drive gear and pinion (matched) (4.18 to 1 ratio)	1
13906 V		Differential carrier bearing cap bolt lockwire, 13" long	2
30477 V	3120	Pinion shaft inner and outer roller bearing cup (Timken) (also see 13423 D)	2
62839 V	354	Differential roller bearing cup (Timken)	2
52840 V	358	Differential roller bearing cone (Timken)	2
52841 V	354, 358	Differential roller bearing, complete (Timken)	2
62177 V		Propeller shaft mounting nut washer	1
1080 YAX		Differential carrier with bearing caps	1
1081 YC		Differential assembled in carrier, complete (4.18 to 1 ratio) (see page 117)	1
1083 Y		Differential bearing adjuster lock	2
1084 Y		Differential carrier bearing cap bolt, $\frac{3}{4}$ "-20 N.F. x $4\frac{1}{2}$ "	4
1086 Y		Differential carrier to housing gasket	1
1087 YA		Differential bearing adjuster	2
1088 YC		Differential assembled with drive gear and pinion (4.18 to 1 ratio) (see page 117)	1
1089 Y		Bevel drive pinion, 11 teeth (4.18 to 1 ratio) (Export only)	1
1090 Y		Bevel drive gear, 46 teeth (4.18 to 1 ratio) (Export only)	1
1091 YA		Differential case	1
1094 Y		Differential cross pin	1
1095 Y		Differential cross pin retaining screw	1
1096 Y		Differential center block	1
1097 Y	3198	Pinion shaft outer roller bearing cone (Timken)	1
1098 Y	3120, 3198	Pinion shaft outer roller bearing, complete (Timken)	1
1099 Y		Pinion shaft bearing oil seal retainer (order 57272 H) (trucks below D-2-22128)	1
1100 Y		Pinion shaft bearing oil seal spring retainer (order 57272 H) (trucks below D-2-22128)	1
1101 Y		Pinion shaft bearing oil seal spring (order 57272 H) (trucks below D-2-22128)	1
1102 Y		Pinion shaft bearing oil seal (order 57272 H) (trucks below D-2-22128)	1
1103 Y		Pinion shaft bearing adjuster (trucks below D-2-22128)	1
1104 Y		Pinion shaft bearing adjusting hole cover	2
1106 Y		Pinion shaft bearing adjusting hole cover gasket	1
1106 Y		Propeller shaft mounting nut	1

I H C Part No.	Mfr's No.	DESCRIPTION	No. Used
REAR AXLE, DIFFERENTIAL AND BRAKES (IHC Model R-1000)—Continued)			
BEVEL DRIVE GEAR, PINION AND DIFFERENTIAL —Continued			
Standard Parts			
Q 1774		Cap screw, $\frac{3}{16}$ "-18 N.C. x $\frac{3}{4}$ ", pinion bearing adjusting hole screw	2
Q 1801		Cap screw, $\frac{3}{16}$ "-24 N.F. x 1", differential carrier to housing	10
		Castle nut, $\frac{3}{16}$ "-20 N.F., differential carrier bearing cap bolt	4
		Lockwasher, $\frac{3}{16}$ ", pinion bearing adjusting hole cover cap screw	2
		Lockwasher, $\frac{3}{16}$ ", differential cross pin retaining screw	1
		Lockwasher, $\frac{3}{16}$ ", differential carrier to housing cap screw	10
		Rivet, $\frac{1}{4}$ x $\frac{3}{16}$ ", differential bearing adjuster lock	2
REAR BRAKE SHOES, BACKING PLATES AND PARTS (See following page for illustrations)			
22324 H	11611	Brake shoe adjusting hole cover (Bendix)	2
49068 H	30-S-7	Brake shoe anchor pin nut, $\frac{3}{8}$ "-18 N.F. (Bendix)	2
49666 H	30-S-3	Brake shoe eccentric nut, $\frac{3}{8}$ "-24 N.F. (Bendix)	2
51651 H	30064	Brake shoe to anchor pin spring (Bendix)	4
59389 HAX	788-S-4	Primary brake shoe with $\frac{1}{4}$ " thick lining (U.S. Asbestos 589) (Bendix)	2
59390 H	29491	Brake shoe adjusting screw (Bendix)	2
59390 HX	29497	Brake shoe adjusting screw with 59391 H pivot nut (Bendix)	2
59391 H	29489	Brake shoe adjusting screw pivot nut (Bendix)	2
59394 H	32868	Brake shoe to wheel cylinder connecting link (Bendix)	4
59396 H	29716	Brake shoe adjusting screw spring (Bendix)	2
59397 H	26316	Brake shoe hold-down pin (Bendix)	4
59417 H	29400	Brake shoe adjusting screw socket (Bendix)	2
59447 HA	1124-S-4	Secondary brake shoe with $\frac{1}{4}$ " thick lining (Hycoc 2541) (Bendix)	2
59447 HBX	861-S-283	Two brake shoes with $\frac{1}{4}$ " thick lining (59389 HAX and 59447 HA) (Bendix)	2
59448 H	25539	Hand brake lever strut spring (to shoe) (Bendix)	2
59449 H	30152	Hand brake lever strut spring (to lever) (Bendix)	2
59453 H	35415	Hand brake lever strut, left (Bendix)	1
59454 H	35416	Hand brake lever strut, right (Bendix)	1
59455 H	5143	Hand brake lever strut washer (Bendix)	2
59456 HB	15-S-453	Carton of $\frac{3}{4}$ " thick lining and rivets for relining rear brakes (4 shoes) (Export Only) (Bendix)	1
66509 H	37343	Brake shoe anchor pin (Bendix)	2
66510 H	37344	Secondary brake shoe return pin (Bendix)	2
66511 H	32594	Brake shoe guide plate (Bendix)	2
66520 HX	37347	Brake backing plate assembly, left (Bendix) (see page 116)	1
66521 HX	37348	Brake backing plate assembly, right (Bendix) (see page 116)	1
69124 H	36170	Hand brake lever (spring) washer (Bendix)	2
69424 H	37816	Hand brake lever to shoe bolt (Bendix)	2
71148 H	36532	Hand brake lever, left (Bendix)	1
71149 H	36533	Hand brake lever, right (Bendix)	1
73266 H	4-S-61	Carton of brake springs (for 2 wheels) (Bendix)	1
78300 H	712-S-86	Primary brake shoe with $\frac{1}{4}$ " thick (moulded) lining (Raybestos 451) (special)	2
81069 H	15-S-433	Carton of $\frac{3}{4}$ " thick moulded lining and rivets for rear brakes (4 shoes) (Export only) (special)	1
1017 YX	24519	Brake shoe eccentric (Bendix)	2
1031 YA	23960	Brake shoe hold-down spring (Bendix)	4
1032 Y	23969	Brake shoe hold-down spring cup, upper (Bendix)	4
1033 Y	24028	Brake shoe hold-down spring cup, lower (Bendix)	4

REAR WHEEL BRAKES



Unnumbered parts in the illustrations are the same as corresponding parts shown with numbers.

Ref. No.	I H C Part No.	Ref. No.	I H C Part No.	Ref. No.	I H C Part No.	Ref. No.	I H C Part No.
1	Nut	12	49661 H	23	59455 H	31	59391 H
2	Washer	13	59394 H	24	59449 H	32	66520 HX
3	69424 H	14	66510 H	25	59453 H	33	66521 HX
4	48819 H	15	49666 H	26	59448 H	34	66511 H
5	48121 H	16	Washer	27	59448 H	35	66509 H
6	48122 H	17	1017 YX	28	71148 H	36	51651 H
7	48168 H	18	59447 HA	29	59417 H	37	49058 H
8	48123 H	19	59397 H	30	59390 H	38	59389 HAX
9	59737 H	20	1033 Y			39	53443 H
10	51905 H	21	1031 YA				
11	51902 H	22	1032 Y				

When ordering, always use I H C Part Nos.

Don't order parts from the illustrations only; refer to the list only.

I H C Part No.	Mfr's No.	DESCRIPTION	No. Used
REAR AXLE, DIFFERENTIAL AND BRAKES			
(I H C Model R-1000)—Continued			
REAR BRAKE SHOES, BACKING PLATES AND PARTS			
—Continued			
Standard Parts			
.....	Castle nut, $\frac{3}{8}$ "-24 N.F., hand brake lever to shoe bolt.....	2
.....	Lockwasher, $\frac{3}{8}$ ", brake shoe eccentric nut.....	2
.....	Lockwasher, $\frac{3}{8}$ ", hand brake lever to shoe bolt.....	2
.....	Lockwasher, $\frac{3}{8}$ " (heavy) brake shoe anchor pin.....	2
.....	Cotter pin, $\frac{3}{16}$ x $\frac{3}{8}$ ", hand brake lever to shoe bolt.....	2
.....	Cotter pin, $\frac{3}{16}$ x $\frac{3}{8}$ ", hand brake lever strut.....	2
REAR WHEEL HYDRAULIC BRAKE CYLINDERS			
<i>(See illustrations on opposite page)</i>			
<i>(Parts showing Mfr's number should be ordered from Wagner Electric Corp., St. Louis, Mo. or Authorized Branches.)</i>			
48121 H	FC-1241	Rear wheel cylinder inlet fitting screw.....	2
48122 H	FC-1242	Rear wheel cylinder inlet fitting screw gasket.....	2
48123 H	FC-1243	Rear wheel cylinder inlet fitting gasket.....	2
48168 H	FC-2579	Rear wheel cylinder inlet fitting.....	2
48819 H	FC-2933	Rear wheel cylinder bleeder screw.....	2
49661 H	FC-2937	Rear wheel cylinder boot.....	4
51902 H	FC-1498	Rear wheel cylinder piston.....	4
51908 H	FC-1499	Rear wheel cylinder cup.....	4
53443 H	FC-2934	Rear wheel cylinder body with bleeder screw.....	2
59737 H	FC-3024	Rear wheel cylinder piston spring.....	2
64391 H	FD-2097	Rear wheel cylinder complete with inlet fitting.....	2
Standard Parts			
.....	Machine screw, No. 10-32 N.F. x $\frac{1}{2}$ ", for wheel cylinder bleeder screw.....	2
Q 4012	Capscrew, $\frac{1}{4}$ "-18 N.C. x $\frac{5}{8}$ ", wheel cylinder to backing plate.....	4
.....	Lockwasher, No. 10, wheel cylinder bleeder screw.....	2
.....	Lockwasher, $\frac{5}{16}$ ", wheel cylinder to backing plate capscrew.....	4

I H C Part No.	DESCRIPTION	No. Used per Ass'y.	No. Used per Truck
REAR AXLE, DIFFERENTIAL AND BRAKES (IHC Model R-1000)			
—Continued			
Details of Assemblies			
52896 HX	Axle shaft grease retainer assembly.....		2
§ 52896 H	Axle shaft grease retainer.....	1	
1112 Y	Axle shaft grease retainer felt.....	1	
1113 Y	Axle shaft grease retainer felt retainer.....	1	
58444 HA	Differential assembled in carrier, complete (3.72 to 1 ratio).....		1
M 22207	Pinion shaft inner roller bearing, complete.....	1	
57272 H	Pinion shaft bearing oil seal.....	1	
58445 HA	Differential assembled with drive gear and pinion (3.72 to 1 ratio).....	1	
13905 V	Differential carrier bearing cap bolt lockwire.....	2	
52841 V	Differential roller bearing, complete.....	1	
62177 V	Propeller shaft mounting nut washer.....	2	
1080 YAX	Differential carrier with bearing caps.....	1	
1083 Y	Differential bearing adjuster lock.....	1	
1087 YA	Differential bearing adjuster.....	2	
1089 Y	Pinion shaft outer roller bearing, complete.....	2	
1103 Y	Pinion shaft bearing adjuster.....	1	
1104 Y	Pinion shaft bearing adjusting hole cover.....	2	
1105 Y	Pinion shaft bearing adjusting hole cover gasket.....	1	
1106 Y	Propeller shaft mounting nut.....	1	
Q 1774	Capscrew, $\frac{5}{16}$ "-18 N.C. x $\frac{3}{4}$ ", pinion bearing adjusting hole cover.....	1	
	Lockwasher, $\frac{5}{16}$ ", pinion bearing adjusting hole cover capscrew.....	2	
	Rivet, $\frac{3}{4}$ x $\frac{3}{8}$ ", differential bearing adjuster lock.....	2	
58445 HA	Differential assembled with drive gear and pinion (3.72 to 1 ratio).....		1
42098 H	Differential side gear.....	2	
42099 H	Differential cross pin pinion.....	2	
43068 H	Bevel drive gear rivet.....	2	
48602 H	Bevel drive gear.....	10	
48603 H	Bevel drive pinion.....	1	
1091 YA	Differential case.....	1	
1094 Y	Differential cross pin.....	1	
1095 Y	Differential cross pin retaining screw.....	1	
1096 Y	Differential center block.....	1	
	Lockwasher, $\frac{3}{8}$ ", differential cross pin retaining screw.....	1	
66520 HX	Brake backing plate assembly, left.....		1
§ 59327 H	Conduit bracket anchor plate.....	1	
§ 59445 H	Secondary brake shoe spring anchor.....	1	
§ 66507 H	Brake backing plate reinforcement plate.....	1	
§ 66520 H	Brake backing plate, left.....	1	
66521 HX	Brake backing plate assembly, right.....		1
§ 59327 H	Conduit bracket anchor plate.....	1	
§ 59445 H	Secondary brake shoe spring anchor.....	1	
§ 66507 H	Brake backing plate reinforcement plate.....	1	
§ 66521 H	Brake backing plate, right.....	1	

§ Not supplied separately for repairs.

I H C Part No.	DESCRIPTION	No. Used per Ass'y.	No. Used per Truck
REAR AXLE, DIFFERENTIAL AND BRAKE (I H C Model R-1000)			
—Continued			
Details of Assemblies			
1072 YX	Axle housing oil seal assembly.....		2
§ 1072 Y	Axle housing oil seal cup.....	1	
§ 1073 Y	Axle housing oil seal cup cover.....	1	
§ 1074 Y	Axle housing oil seal felt.....	1	
1081 YC	Differential assembled in carrier, complete (4.18 to 1 ratio).....		1
	<i>Same as 58444HA, except:</i>		
1088 YC	Differential assembled with drive gear and pinion (instead of 58445 HA)	1	
1088 YC	Differential assembled with drive gear and pinion (4.18 to 1 ratio).....		1
42098 H	Differential side gear.....	1	
42099 H	Differential cross pin pinion.....	2	
43068 H	Bevel drive gear rivet.....	10	
1089 Y	Bevel drive pinion.....	1	
1090 Y	Bevel drive gear.....	1	
1091 YA	Differential case.....	1	
1094 Y	Differential cross pin.....	1	
1095 Y	Differential cross pin retaining screw.....	1	
1096 Y	Differential center block.....	1	
.....	Lockwasher, $\frac{3}{8}$ ", differential cross pin retaining screw.....	1	

§ Not supplied separately for repairs.

REPLACEMENT

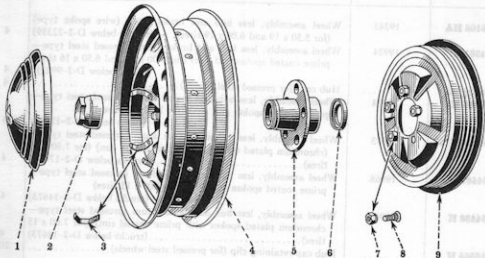
ADDITIONS AND CHANGES

IHC Part No.	DESCRIPTION	Chassis Serial No.	No. Used	Replace Part No.
				XY 5702
				Y 5701
				Y 5702
				Y 5701
				XY 5702
				Y 5701
				Y 5702
				Y 5701
				XY 5702
				N 5701
				N 5702
				N 5701
				Y 5701
				Y 5702
				AY 5701
				Y 5701
				Y 5702
				Y 5701

FRONT AND REAR WHEELS, BRAKE DRUMS

I H C Part No.	Mfr's No.	DESCRIPTION	No. Used
46106 HA	19242	Wheel assembly, less hub and brake drum (wire spoke type) (for 5.50 x 19 and 6.00 x 19 tires) . . . (trucks below D-2-22359)	4
54381 H	19924	Wheel assembly, less hub and brake drum (pressed steel type—prime coated spokes and rim) (for 6.00 x 16 and 6.50 x 16 tires) (trucks below D-2-9952)	4
54382 HA	Hub cap (for pressed steel wheels).....	4
54486 H	19974	Wheel assembly, less hub and brake drum (pressed steel type—prime coated spokes and rim) (for 7.50 x 15 tires) (trucks below D-2-17481)	4
54486 H	19975	Wheel assembly, less hub and brake drum (pressed steel type—chromium plated spokes with prime coated rim) (for 7.50 x 15 tires).....(trucks below D-2-17481)	4
54487 H	19968	Wheel assembly, less hub and brake drum (pressed steel type—prime coated spokes and rim) (for 7.00 x 15 tires) (trucks below D-2-14673)	4
54488 H	19969	Wheel assembly, less hub and brake drum (pressed steel type—chromium plated spokes with prime coated rim) (for 7.00 x 15 tires).....(trucks below D-2-14673)	4
56866 H	Hub cap retaining clip (for pressed steel wheels).....	20
		(trucks (5.50 x 19 tires) below D-2-22359	20
		trucks (6.00 x 19 tires) below D-2-22359	20
		trucks (6.00 x 16 tires) below D-2- 9952	20
58611 H	20291	Wheel bolt.....	20
		trucks (6.50 x 16 tires) below D-2- 9952	20
		trucks (6.50 x 18 tires) below D-2-24198	20
		trucks (7.00 x 15 tires) below D-2-14673	20
		trucks (7.50 x 15 tires) below D-2-17481	20
59222 H	20303	Wheel assembly, less hub and brake drum (wire spoke type) (for 6.50 x 18 tires).....(trucks below D-2-24198)	4
69947 H	21013	Wheel assembly, less hub and brake drum (pressed steel type) (for 7.00 x 15 tires).....(trucks D-2-14673 and up)	4
69948 H	21015	Wheel assembly, less hub and brake drum (pressed steel type) (for 7.50 x 15 tires).....(trucks D-2-17481 and up)	4
		(trucks (5.50 x 19 tires) D-2-22359 and up	10
		trucks (6.00 x 19 tires) D-2-22359 and up	10
		trucks (6.00 x 16 tires) D-2- 9952 and up	10
69956 H	20439-RH	Wheel bolt, right.....	10
		trucks (6.50 x 16 tires) D-2- 9952 and up	10
		trucks (6.50 x 18 tires) D-2-24198 and up	10
		trucks (7.00 x 15 tires) D-2-14673 and up	10
		trucks (7.50 x 15 tires) D-2-17481 and up	10
		(trucks (5.50 x 19 tires) D-2-22359 and up	10
		trucks (6.00 x 19 tires) D-2-22359 and up	10
		trucks (6.00 x 16 tires) D-2- 9952 and up	10
69966 H	20440-LH	Wheel bolt, left.....	10
		trucks (6.50 x 16 tires) D-2- 9952 and up	10
		trucks (6.50 x 18 tires) D-2-24198 and up	10
		trucks (7.00 x 15 tires) D-2-14673 and up	10
		trucks (7.50 x 15 tires) D-2-17481 and up	10

FRONT AND REAR WHEELS, BRAKE DRUMS



Ref. No.	I H C Part No.
1	54382 HA
2	58636 H
3	56865 H (69947 H 69948 H 69959 H 70734 H 70735 H
4	
5	(69951 H 69954 H
6	2071 Y
7	69957 H 69958 H
8	(69955 H 69956 H 56679 HA
9	

When ordering, always use I H C Part Nos.

Don't order parts from the illustrations only; refer to the list also.

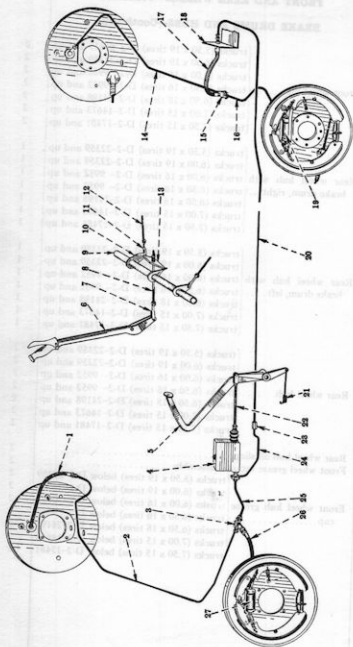
I H C Part No.	Mfr's No.	DESCRIPTION	No. Used						
FRONT AND REAR WHEELS—Continued									
69957 H	19374-RH	Wheel bolt nut, right							
		(trucks (5.50 x 19 tires) D-2-22359 and up	10						
		(trucks (6.00 x 19 tires) D-2-22359 and up	10						
		(trucks (6.00 x 16 tires) D-2- 9952 and up	10						
		(trucks (6.50 x 16 tires) D-2- 9952 and up	10						
		(trucks (6.50 x 18 tires) D-2-24198 and up	10						
69958 H	20441-LH	Wheel bolt nut, left							
		(trucks (6.50 x 18 tires) D-2-24198 and up	10						
		(trucks (7.00 x 15 tires) D-2-14673 and up	10						
		(trucks (7.50 x 15 tires) D-2-17481 and up	10						
		(trucks (5.50 x 19 tires) D-2-22359 and up	10						
		(trucks (6.00 x 19 tires) D-2-22359 and up	10						
69969 H	20813	Wheel assembly, less hub and brake drum (pressed steel type) (for 6.00 x 16 and 6.50 x 16 tires)	4						
		70734 H	21069	Wheel assembly, less hub and brake drum (wire spoke type) (for 5.50 x 19 and 6.00 x 19 tires)	4				
				70736 H	21063	Wheel assembly, less hub and brake drum (wire spoke type) (for 6.50 x 18 tires)	4		
						2066 Y	12706	Wheel bolt nut	
								(trucks (5.50 x 19 tires) below D-2-22359	20
								(trucks (6.00 x 19 tires) below D-2-22359	20
(trucks (6.00 x 16 tires) below D-2- 9952	20								
(trucks (6.50 x 16 tires) below D-2- 9952	20								
(trucks (6.50 x 18 tires) below D-2-24198	20								
2076 Y		Hub cap (for wire spoke type wheels)	4						
		(trucks (7.00 x 15 tires) below D-2-14673	20						
		(trucks (7.50 x 15 tires) below D-2-17481	20						
		BALANCE WEIGHTS							
		(for 7.00 x 16 and 7.60 x 16 tires)							
		27569 H		Balance weight (5.34 oz.)	x				
42038 H		Balance weight (.84 oz.)	x						
42039 H		Balance weight (1.84 oz.)	x						
42040 H		Balance weight (2.84 oz.)	x						
42041 H		Balance weight (3.84 oz.)	x						
42049 H		Balance weight (.16 oz.)	x						
BRAKE DRUMS AND HUBS									
48665 HC		Front wheel hub with brake drum							
		(trucks (5.50 x 19 tires) below D-2-22359	2						
		(trucks (6.00 x 19 tires) below D-2-22359	2						
		(trucks (6.00 x 16 tires) below D-2- 9952	2						
		(trucks (6.50 x 16 tires) below D-2- 9952	2						
		(trucks (6.50 x 18 tires) below D-2-24198	2						
		(trucks (7.00 x 15 tires) below D-2-14673	2						
		(trucks (7.50 x 15 tires) below D-2-17481	2						

I H C Part No.	Mfr's No.	DESCRIPTION	No. Used
FRONT AND REAR WHEELS—Continued			
BRAKE DRUMS AND HUBS—Continued			
48656 HC	Rear wheel hub with	(trucks (5.50 x 19 tires) below D-2-22359
		brake drum.....	trucks (6.00 x 19 tires) below D-2-22359
			trucks (6.00 x 16 tires) below D-2- 9952
			trucks (6.50 x 16 tires) below D-2- 9952
			trucks (6.50 x 18 tires) below D-2-24198
52900 H	trucks (7.00 x 15 tires) below D-2-14673	2
52903 H	trucks (7.50 x 15 tires) below D-2-17481	2
		Rear brake drum grease guard.....	2
		Rear brake drum grease guard gasket.....	2
54698 H	19961	Front wheel hub.....	(trucks (5.50 x 19 tires) below D-2-22359
			trucks (6.00 x 19 tires) below D-2-22359
			trucks (6.00 x 16 tires) below D-2- 9952
			trucks (6.50 x 16 tires) below D-2- 9952
			trucks (6.50 x 18 tires) below D-2-24198
			trucks (7.00 x 15 tires) below D-2-14673
		trucks (7.50 x 15 tires) below D-2-17481	2
54699 H	19962	Rear wheel hub.....	(trucks (5.50 x 19 tires) below D-2-22359
			trucks (6.00 x 19 tires) below D-2-22359
			trucks (6.00 x 16 tires) below D-2- 9952
			trucks (6.50 x 16 tires) below D-2- 9952
			trucks (6.50 x 18 tires) below D-2-24198
			trucks (7.00 x 15 tires) below D-2-14673
		trucks (7.50 x 15 tires) below D-2-17481	2
56679 HA	21866	Brake drum (front and rear).....	4
58636 H	21039	Front wheel hub grease cap.....	(trucks (5.50 x 19 tires) D-2-22359 and up
			trucks (6.00 x 19 tires) D-2-22359 and up
			trucks (6.00 x 16 tires) D-2- 9952 and up
			trucks (6.50 x 16 tires) D-2- 9952 and up
			trucks (6.50 x 18 tires) D-2-24198 and up
		trucks (7.00 x 15 tires) D-2-14673 and up	2
		trucks (7.50 x 15 tires) D-2-17481 and up	2
*61614 H	Front brake drum grease guard.....	2
69949 HA	21862-R	Front wheel hub with brake drum, right.....	(trucks (5.50 x 19 tires) D-2-22359 and up
			trucks (6.00 x 19 tires) D-2-22359 and up
			trucks (6.00 x 16 tires) D-2- 9952 and up
			trucks (6.50 x 16 tires) D-2- 9952 and up
			trucks (6.50 x 18 tires) D-2-24198 and up
			trucks (7.00 x 15 tires) D-2-14673 and up
		trucks (7.50 x 15 tires) D-2-17481 and up	1
69960 HA	21863-L	Front wheel hub with brake drum, left.....	(trucks (5.50 x 19 tires) D-2-22359 and up
			trucks (6.00 x 19 tires) D-2-22359 and up
			trucks (6.00 x 16 tires) D-2- 9952 and up
			trucks (6.50 x 16 tires) D-2- 9952 and up
			trucks (6.50 x 18 tires) D-2-24198 and up
			trucks (7.00 x 15 tires) D-2-14673 and up
		trucks (7.50 x 15 tires) D-2-17481 and up	1

* see illustration on page 104

I H C Part No.	Mfr's No.	DESCRIPTION	No. Used
FRONT AND REAR WHEELS—Continued			
BRAKE DRUMS AND HUBS—Continued			
69951 H	20824	Front wheel hub.....	2
		(trucks (5.50 x 19 tires) D-2-22359 and up	2
		trucks (6.00 x 19 tires) D-2-22359 and up	2
		trucks (6.00 x 16 tires) D-2- 9952 and up	2
		trucks (6.50 x 16 tires) D-2- 9952 and up	2
		trucks (6.50 x 18 tires) D-2-24198 and up	2
		trucks (7.00 x 15 tires) D-2-14673 and up	2
		trucks (7.50 x 15 tires) D-2-17481 and up	2
69952 HA	21864-R	Rear wheel hub with brake drum, right...	1
		(trucks (5.50 x 19 tires) D-2-22359 and up)	1
		trucks (6.00 x 19 tires) D-2-22359 and up	1
		trucks (6.00 x 16 tires) D-2- 9952 and up	1
		trucks (6.50 x 16 tires) D-2- 9952 and up	1
		trucks (6.50 x 18 tires) D-2-24198 and up	1
		trucks (7.00 x 15 tires) D-2-14673 and up	1
		trucks (7.50 x 15 tires) D-2-17481 and up	1
69953 HA	21865-L	Rear wheel hub with brake drum, left.....	1
		(trucks (5.50 x 19 tires) D-2-22359 and up)	1
		trucks (6.00 x 19 tires) D-2-22359 and up	1
		trucks (6.00 x 16 tires) D-2- 9952 and up	1
		trucks (6.50 x 16 tires) D-2- 9952 and up	1
		trucks (6.50 x 18 tires) D-2-24198 and up	1
		trucks (7.00 x 15 tires) D-2-14673 and up	1
		trucks (7.50 x 15 tires) D-2-17481 and up	1
69954 H	20825	Rear wheel hub.....	2
		(trucks (5.50 x 19 tires) D-2-22359 and up)	2
		trucks (6.00 x 19 tires) D-2-22359 and up	2
		trucks (6.00 x 16 tires) D-2- 9952 and up	2
		trucks (6.50 x 16 tires) D-2- 9952 and up	2
		trucks (6.50 x 18 tires) D-2-24198 and up	2
		trucks (7.00 x 15 tires) D-2-14673 and up	2
		trucks (7.50 x 15 tires) D-2-17481 and up	2
2070 Y	14843	Rear wheel hub oil slinger.....	2
2071 Y	Front wheel grease retainer assembly.....	2
		(trucks (5.50 x 19 tires) below D-2-22359)	2
		trucks (6.00 x 19 tires) below D-2-22359	2
2075 Y	13596	Front wheel hub grease cap.....	2
		trucks (6.00 x 16 tires) below D-2- 9952	2
		trucks (6.50 x 16 tires) below D-2- 9952	2
		trucks (6.50 x 18 tires) below D-2-24198	2
		trucks (7.00 x 15 tires) below D-2-14673	2
		trucks (7.50 x 15 tires) below D-2-17481	2

BRAKE CONTROL



When ordering, always use IHC Part No.

Ref. No.	IHC Part No.	Ref. No.	IHC Part No.	Ref. No.	IHC Part No.	Ref. No.	IHC Part No.
1	48150 HA	7	62512 HX	12	62513 H	17	48150 HA
2	62592 H	8	63126 HX	13	62514 H	18	62768 H
3	48181 H	9	63120 HX	14	62510 H	19	*53443 H
4	†448638 H	10	59162 H	15	48156 H	20	62584 H
5	Δ62562 H	11	19305 D	16	48156 H	21	62585 H
6	50380 HDX						Δ62500 H
							62586 H
							*53443 H
							62587 H
							62590 H
							62588 H
							62589 H
							62591 H
							62592 H
							62593 H
							62594 H
							62595 H
							62596 H
							62597 H
							62598 H
							62599 H
							62600 H
							62601 H
							62602 H
							62603 H
							62604 H
							62605 H
							62606 H
							62607 H
							62608 H
							62609 H
							62610 H
							62611 H
							62612 H
							62613 H
							62614 H
							62615 H
							62616 H
							62617 H
							62618 H
							62619 H
							62620 H
							62621 H
							62622 H
							62623 H
							62624 H
							62625 H
							62626 H
							62627 H
							62628 H
							62629 H
							62630 H
							62631 H
							62632 H
							62633 H
							62634 H
							62635 H
							62636 H
							62637 H
							62638 H
							62639 H
							62640 H
							62641 H
							62642 H
							62643 H
							62644 H
							62645 H
							62646 H
							62647 H
							62648 H
							62649 H
							62650 H
							62651 H
							62652 H
							62653 H
							62654 H
							62655 H
							62656 H
							62657 H
							62658 H
							62659 H
							62660 H
							62661 H
							62662 H
							62663 H
							62664 H
							62665 H
							62666 H
							62667 H
							62668 H
							62669 H
							62670 H
							62671 H
							62672 H
							62673 H
							62674 H
							62675 H
							62676 H
							62677 H
							62678 H
							62679 H
							62680 H
							62681 H
							62682 H
							62683 H
							62684 H
							62685 H
							62686 H
							62687 H
							62688 H
							62689 H
							62690 H
							62691 H
							62692 H
							62693 H
							62694 H
							62695 H
							62696 H
							62697 H
							62698 H
							62699 H
							62700 H
							62701 H
							62702 H
							62703 H
							62704 H
							62705 H
							62706 H
							62707 H
							62708 H
							62709 H
							62710 H
							62711 H
							62712 H
							62713 H
							62714 H
							62715 H
							62716 H
							62717 H
							62718 H
							62719 H
							62720 H
							62721 H
							62722 H
							62723 H
							62724 H
							62725 H
							62726 H
							62727 H
							62728 H
							62729 H
							62730 H
							62731 H
							62732 H
							62733 H
							62734 H
							62735 H
							62736 H
							62737 H
							62738 H
							62739 H
							62740 H
							62741 H
							62742 H
							62743 H
							62744 H
							62745 H
							62746 H
							62747 H
							62748 H
							62749 H
							62750 H
							62751 H
							62752 H
							62753 H
							62754 H
							62755 H
							62756 H
							62757 H
							62758 H
							62759 H
							62760 H
							62761 H
							62762 H
							62763 H
							62764 H
							62765 H
							62766 H
							62767 H
							62768 H
							62769 H
							62770 H
							62771 H
							62772 H
							62773 H
							62774 H
							62775 H
							62776 H
							62777 H
							62778 H
							62779 H
							62780 H
							62781 H
							62782 H
							62783 H
							62784 H
							62785 H
							62786 H
							62787 H
							62788 H
							62789 H
							62790 H
							62791 H
							62792 H
							62793 H
							62794 H
							62795 H
							62796 H

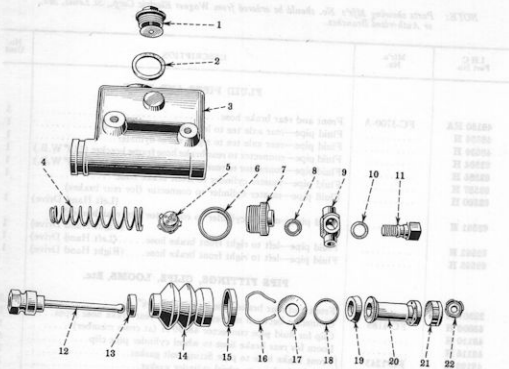
HYDRAULIC BRAKE CONTROL AND PIPING

NOTE: Parts showing Mfr's No. should be ordered from Wagner Electric Corp., St. Louis, Mo., or Authorized Branches.

I H C Part No.	Mfr's No.	DESCRIPTION	No. Used
FLUID PIPES AND HOSE			
48150 HA	FC-3700-A	Front and rear brake hose	3
48636 H		Fluid pipe—rear axle tee to left wheel cylinder	1
48639 H		Fluid pipe—rear axle tee to right wheel cylinder	1
62584 H		Fluid pipe—connector to rear brake hose frame bracket (113" W.B.)	1
62585 H		Fluid pipe—connector to rear brake hose frame bracket (125" W.B.)	1
62587 H		Fluid pipe—master cylinder to front brake hose	1
62590 H		Fluid pipe—master cylinder to connector (for rear brakes) (Left Hand Drive)	1
62591 H		Fluid pipe—master cylinder to connector (for rear brakes) (Right Hand Drive)	1
62592 H		Fluid pipe—left to right front brake hose (Left Hand Drive)	1
62593 H		Fluid pipe—left to right front brake hose (Right Hand Drive)	1
PIPE FITTINGS, CLIPS, LOOMS, Etc.			
22307 H		Front and rear brake hose lockwasher, $\frac{3}{8}$ "	3
48090 H	FC-4188	Connector between master cylinder to rear brake hose pipes	1
48110 H		Clip for fluid pipe connector 48090 H (at cross member)	1
48116 H		Loom for rear brake hose to wheel cylinder pipe clip	3
48123 H	FC-1243	Front brake hose to pipe fitting bolt gasket	2
		Rear brake hose to wheel cylinder gasket	2
48156 H	FC-3048	Tee for rear brake hose pipes (at hose)	1
48158 H	FC-2951	Rear brake hose union (at frame bracket)	1
48181 H	FC-4187	Left front brake hose to pipe fitting	1
48183 H	FC-3050	Front brake hose to pipe fitting bolt	1
48663 H		Clip for rear brake hose to right wheel cylinder pipe (to axle housing cover)	1
62588 H		Clip for left to front brake hose pipe	1
62589 H		Clip for master cylinder to rear brake hose pipes (6 used on Right Hand Drive)	5
62768 H		Rear brake hose frame bracket	1
63405 H		Front and rear bracket hose nut, $\frac{3}{8}$ "-18 N.F.	3
10787 V		Clip for rear brake hose to wheel cylinder pipe (to axle housing)	2
Standard Parts			
		Slotted screw, $\frac{3}{8}$ "-28 N.F. x $\frac{3}{8}$ ", for fluid pipe clip 10787 V	2
Q 4014		Capscrew, $\frac{3}{8}$ "-18 N.F. x $\frac{3}{8}$ ", for fluid pipe connector clip 48110 H	1
Q 1829		Capscrew, $\frac{3}{8}$ "-20 N.F. x 1", rear brake hose tee	1
		Hex. nut, $\frac{3}{8}$ "-24 N.F., for fluid pipe connector clip 48110 H	1
		Lockwasher, $\frac{3}{8}$ ", fluid pipe clip 10787 V	2
		Lockwasher, $\frac{3}{8}$ ", for fluid pipe connector clip 48110 H	1
		Lockwasher, $\frac{7}{8}$ ", rear brake hose tee capscrew	1
		Rivet, $\frac{3}{4}$ x $\frac{3}{8}$ ", rear brake hose frame bracket	2

BRAKE MASTER CYLINDER

HYDRAULIC BRAKE CONTROL AND PIPING



When ordering, always use I H C Part Nos.

Ref. No.	I H C Part No.	Ref. No.	I H C Part No.
1	52043 HX	12	52995 HAX
2	52045 H	13	52048 H
3	53452 HX	14	52997 H
4	53393 HX	15	51911 H
5	53384 H Y	16	52999 H
6	53385 H	17	53382 H
7	53386 H	18	53391 H
8	48167 H	19	53392 H
9	68327 H	20	53389 H Y
10	48166 H	21	53383 H
11	68326 H	22	53393 H

Don't order parts from the illustrations only; refer to the list also.

HYDRAULIC BRAKE MASTER CYLINDER

NOTE: Parts showing Mfr's No. should be ordered from Wagner Electric Corp., St. Louis, Mo., or Authorized Branches.

I H C Part No.	Mfr's No.	DESCRIPTION	No. Used
13806 D		Cylinder body expansion plug, 1 $\frac{3}{4}$ "	1
48106 H	FC-603	Outlet fitting bolt gasket	1
48107 H	FC-602	Outlet fitting gasket	1
48638 H		Cylinder assembly, less outlet fitting (1 $\frac{3}{4}$ " diameter)	1
51911 H	FC-2931	Boot strap (large)	1
52043 HX	FC-4073	Filler cap assembly	1
52045 H	FC-2037	Filler cap gasket	1
52048 H	FC-939	Boot strap (small)	1
52995 HAX	FC-2928	Push rod assembly	1
52997 H	FC-2930	Boot	1
52999 H	FC-3709	Piston stop washer snap ring	1
53382 H	FC-3710	Piston stop washer	1
53383 H	FD-2398	Piston cup	1
53384 HY	FC-3578	Valve assembly	1
53385 H	FC-3587	Cylinder head gasket	1
53386 H	FC-3861	Cylinder head	1
53389 HY	FC-3707	Piston with secondary cup 53392 H	1
53391 H	FC-3713	Piston secondary cup ring	1
53392 H	FD-2399	Piston secondary cup	1
53393 H	FC-4378	Piston spring retainer	1
53393 HX	FC-3572	Piston spring with 53393 H retainer	1
53402 HX	FC-4088	Cylinder body with 13806 D expansion plug	1
68326 H	FC-4333	Outlet fitting bolt	1
68327 H	FC-5110	Outlet fitting	1
MASTER CYLINDER MOUNTING PARTS			
63160 H		Cylinder support bracket (Left Hand Drive)	1
63161 H		Cylinder support bracket (Right Hand Drive)	1
Standard Parts			
Q 1800		Capscrew, $\frac{3}{8}$ "-16 N.C. x $\frac{3}{4}$ ", cylinder to support bracket	2
Q 1801		Capscrew, $\frac{3}{8}$ "-24 N.F. x 1", cylinder support bracket to rail	4
		Hex. nut, $\frac{3}{8}$ "-24 N.F., cylinder support bracket to rail capscrew	4
		Lockwasher, $\frac{3}{8}$ ", cylinder to support bracket capscrew	2
		Lockwasher, $\frac{3}{8}$ ", cylinder support bracket to rail capscrew	4

I H C Part No.	Mfr's No.	DESCRIPTION	No. Used
BRAKE CONTROL AND CONNECTIONS—Continued			
BRAKE PEDAL AND CONNECTIONS			
Q 3615		Brake pedal lubricator (optional with 14186 DA).....	1
14186 DA		Brake pedal lubricator (also see Q 3615).....	1
26576 H		Brake pedal to rod pin.....	1
62606 H		Brake pedal return spring.....	1
62556 HX		Brake pedal to master cylinder rod.....	1
62562 H		Brake pedal (not for trucks with "Stordor" Body)	1
		(Left Hand Drive)	1
62563 H		Brake pedal.....	1
78684 H		Brake pedal shaft.....	1
78685 H		Brake pedal.....	1
78688 H		Brake pedal lever.....	1
78689 H		Brake pedal connecting rod.....	1
78690 H		Brake pedal pad.....	1
78693 H		Brake lever.....	1
78697 H		Brake pedal extension spring.....	1
78708 H		Brake pedal grommet sealing pad.....	1
78715 H		Eye-bolt, brake pedal extension spring.....	1
1151 Y		Brake pedal pad (not for trucks with "Stordor" Body).....	1
		Hex. nut, $\frac{1}{4}$ "-20 N.F., brake pedal to master cylinder rod.....	1
		Cotter pin, $\frac{3}{16}$ x $\frac{3}{4}$ ", brake pedal to rod pin.....	1
HAND BRAKE CONTROL PARTS			
(Rear Wheel Parking Brake)			
19306 D		Hand brake cable adjustable yoke.....	2
19306 D		Hand brake cable yoke pin.....	2
15048 H		Hand brake cross shaft spacer.....	2
50577 HB		Hand brake lever ratchet.....	1
50580 HDX		Hand brake lever, complete (not for trucks with "Stordor" Body)	1
50784 H		Hand brake lever to ratchet capscrew.....	2
58486 H		Hand brake cable bracket cap felt.....	2
58487 H		Hand brake cable bracket cap.....	4
59162 H		Hand brake cross shaft lever (for right side cable).....	1
59565 H		Hand brake cable guide (not used with panel or pick-up body).....	2
59783 H		Hand brake rod pin (at hand lever).....	1
61791 H		Hand brake lever, complete (only for trucks with "Stordor" Body)	1
62507 H		Hand brake cross shaft bracket.....	2
62508 H		Hand brake equalizer spring.....	1
62509 H		Hand brake equalizer sleeve.....	1
62510 H		Hand brake equalizer.....	1
62511 H		Hand brake cable return spring.....	2
62512 HX		Hand brake rod with yoke (not for trucks with four-speed transmission).....	1
62513 H		Hand brake cable assembly (113" W.B.).....	2
62514 H		Hand brake cable assembly (125" W.B.).....	1
63120 HX		Hand brake cross shaft with two levers.....	2
64083 H		Hand brake cable support spring clip (at backing plate).....	2
64084 H		Hand brake cable support spring.....	2
64917 H		Hand brake lever to ratchet capscrew nut.....	2
64972 H		Hand brake lever latch rod latch.....	1

I H C Part No.	Mfr's. No.	DESCRIPTION	No. Used
BRAKE CONTROL AND CONNECTIONS—Continued			
HAND BRAKE CONTROL PARTS—Continued			
66491 HX		Hand brake rod with yoke (for trucks with four-speed transmission)	1
66699 H		Hand brake lever latch rod with latch	1
78670 H		Hand brake mounting bracket	1
78671 H		Hand brake control wire clamp support	1
78671 HX		Hand brake control wire clamp assembly	1
78672 H		Hand brake control wire clamp	1
78673 H		Hand brake angle assembly	1
78682 H		Hand brake rod alteration	1
1145 Y		Hand brake cable support spring clip (at cable)	2
Standard Parts			
Q 4017		Capscrew, $\frac{3}{8}$ "-16 N.C. x $\frac{3}{8}$ ", hand brake lever to transmission	2
Q 4021		Capscrew, $\frac{3}{8}$ "-24 N.F. x $\frac{1}{8}$ ", hand brake cross shaft bracket to crossmember	4
Q 4014		Capscrew, $\frac{5}{16}$ "-24 N.F. x $\frac{5}{8}$ ", hand brake cable bracket cap (to backing plate)	4
Q 4015		Capscrew, $\frac{5}{16}$ "-24 N.F. x $\frac{3}{8}$ ", hand brake cable bracket cap to frame	4
		Hex. nut, $\frac{3}{4}$ "-28 N.F., hand brake rod pin	1
		Hex. nut, $\frac{5}{16}$ "-24 N.F., hand brake cable yoke	2
		Hex. nut, $\frac{5}{16}$ "-24 N.F., hand brake cable bracket cap to frame capscrew	4
		Hex. nut, $\frac{3}{8}$ "-24 N.F., hand brake cross shaft bracket to cross member capscrew	4
		Hex. nut, $\frac{3}{8}$ "-24 N.F., hand brake equalizer	1
		Jam nut, $\frac{3}{8}$ "-24 N.F., hand brake equalizer	2
Q 397		Plain washer, $\frac{11}{16}$ " I.D. x $\frac{3}{4}$ " O.D., hand brake cable yoke pin	2
Q 1505		Plain washer, $\frac{11}{16}$ " I.D. x 1" O.D., hand brake equalizer	2
		Lockwasher, $\frac{5}{16}$ ", hand brake cable bracket cap capscrew	8
		Lockwasher, $\frac{3}{8}$ ", hand brake lever to transmission capscrew	2
		Lockwasher, $\frac{3}{8}$ ", hand brake cross shaft bracket to cross member capscrew	4
		Cotter pin, $\frac{1}{16}$ x $\frac{3}{4}$ ", hand brake rod pin	1

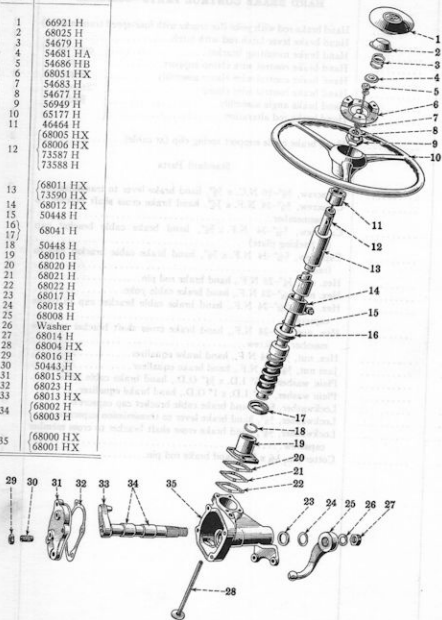
only for
trucks
with
"Stordor"
Body



STEERING GEAR (IHC Model RS-14)

(Not for Trucks with "Stordor" Body)

Ref. No.	IHC Part No.
1	66921 H
2	68025 H
3	54679 H
4	54681 HX
5	54686 HB
6	68051 HX
7	54683 H
8	54677 H
9	56949 H
10	65177 H
11	46464 H
12	68005 HX
	68006 HX
	73587 H
	73588 H
13	68011 HX
	73590 HX
14	68012 HX
15	50448 H
16	68041 H
17	
18	50448 H
19	68010 H
20	68020 H
21	68021 H
22	68022 H
23	68017 H
24	68018 H
25	68008 H
26	Washer
27	68014 H
28	68004 HX
29	68016 H
30	50443 H
31	68015 HX
32	68023 H
33	68013 HX
34	68002 H
	68003 H
35	68000 HX
	68001 HX



When ordering, always use IHC Part Nos.

Don't order parts from the illustrations only; refer to the list also.

STEERING GEAR AND DRAG LINK


(IHC Model RS-14)

(Not for trucks with "Stordor" Body)

IHC Part No.	DESCRIPTION	No. Used
61907 HA	Steering gear assembly (Left Hand Drive)	1
61908 HA	Steering gear assembly (Right Hand Drive)	1
Q 3615	Steering gear case lubricator (optional with 14186 DA)	1
14186 DA	Steering gear case lubricator (also see Q 3615)	1
37664 H	Steering gear side cover capscrew (copper) washer, $\frac{3}{16}$ " I.D. x $\frac{3}{16}$ " O.D.	4
46038 H	Steering column bracket bushing	2
46464 H	Steering column tube bushing	1
50443 H	Steering cam lever adjusting screw	1
50448 H	Steering cam bearing ball retainer ring	2
56949 H	Steering wheel nut, $\frac{3}{8}$ "-20 N.E.F.	1
62770 H	Steering gear frame reinforcing bracket	1
63769 H	Steering column bracket (at instrument panel)	1
63770 H	Steering column bracket cap	1
65177 H	Steering wheel	1
67795 H	Steering column bracket spacer (for flat back cowl)	1
68000 HX	Steering gear case with 68002 H and 68003 H bushings and end cover with tube (Left Hand Drive)	1
68001 HX	Steering gear case with 68002 H and 68003 H bushings and end cover with tube (Right Hand Drive)	1
68002 H	Steering gear lever shaft bushing, inner	1
68003 H	Steering cam lever shaft bushing, outer	1
68004 HX	Steering gear case end cover with tube	1
68005 HX	Steering gear tube with cam and 56949 H nut (Left Hand Drive trucks below D-2-17868)	1
68006 HX	Steering gear tube with cam and 56949 H nut Right Hand Drive trucks below D-2-23415)	1
68008 H	Steering gear arm	1
68010 H	Steering gear case upper cover	1
68011 HX	Steering column tube with 46464 H bushing { Left Hand Drive trucks below D-2-17869 { Right Hand Drive trucks below D-2-23415	1
68012 HX	Steering column tube clamp with capscrew, nut and lockwasher	1
68013 HX	Steering cam lever shaft with 68014 H nut and lockwasher	1
68014 H	Steering cam lever shaft nut, $\frac{3}{8}$ "-16 N.F.	1
68015 HX	Steering gear case side cover with 50443 H adjusting screw and 68016 H check nut ..	1
68016 H	Steering cam lever adjusting screw check nut, $\frac{3}{8}$ "-20 N.F.	1
68017 H	Steering gear case (cork) washer	1
68018 H	Steering gear case (steel) washer	1
68020 H	Steering gear case upper cover shim (.003" thick)	x
68021 H	Steering gear case upper cover shim (.010" thick)	x
68022 H	Steering gear case upper cover shim (.030" thick)	x
68023 H	Steering gear side cover gasket	1
68041 H	Steering cam bearing ball race	2
73687 H	Steering gear tube with cam and 56949 H nut (Left Hand Drive trucks D-2-17869 and up)	1
73688 H	Steering gear tube with cam and 56949 H nut (Right Hand Drive trucks D-2-23415 and up)	1

IHC Part No.	DESCRIPTION	No. Used
STEERING GEAR AND DRAG LINK (IHC Model RS-14)—Continued (not for trucks with "Stordor" Body)		
73590 HX	Steering column tube with 46464 H bushing	1
	{ Left Hand Drive trucks D-2-17869 and up	1
	{ Right Hand Drive trucks D-2-23415 and up	1
11116 V	Steering cam bearing ball, $\frac{3}{16}$ "	24
60868 V	Steering wheel key	1
Standard Parts		
	Slotted screw, $\frac{3}{16}$ "-18 N.C. x $\frac{3}{4}$ ", steering column bracket to instrument panel	2
	Slotted screw, $\frac{3}{16}$ "-18 N.C. x $\frac{3}{4}$ ", steering column bracket cap	2
Q 1774	Capscrew, $\frac{3}{16}$ "-18 N.C. x $\frac{3}{4}$ ", side and upper cover	2
Q 1783	Capscrew, $\frac{3}{16}$ "-24 N.F. x 2", steering column tube clamp	8
Q 1799	Capscrew, $\frac{3}{8}$ "-24 N.F. x $\frac{3}{4}$ ", steering gear frame reinforcing bracket	1
Q 1831	Capscrew, $\frac{1}{4}$ "-20 N.F. x $1\frac{1}{4}$ ", steering gear to frame	1
Q 1833	Capscrew, $\frac{1}{4}$ "-20 N.F. x $1\frac{1}{4}$ ", steering gear to frame	3
	Hex. nut, $\frac{3}{16}$ "-18 N.C., steering column bracket to instrument panel screw	1
	Hex. nut, $\frac{3}{16}$ "-18 N.C., steering column bracket cap screw	2
	Hex. nut, $\frac{3}{16}$ "-24 N.F., steering column tube clamp capscrew	2
	Hex. nut, $\frac{3}{8}$ "-24 N.F., steering gear frame reinforcing bracket capscrew	1
	Hex. nut, $\frac{1}{4}$ "-20 N.F., steering gear to frame capscrew	1
	Lockwasher, $\frac{3}{16}$ ", steering column bracket to instrument panel screw	4
	Lockwasher, $\frac{3}{16}$ ", steering column bracket cap screw	2
	Lockwasher, $\frac{3}{16}$ ", steering column tube clamp capscrew	2
	Lockwasher, $\frac{3}{16}$ ", upper cover capscrew	1
	Lockwasher, $\frac{3}{8}$ ", steering gear frame reinforcing bracket capscrew	4
	Lockwasher, $\frac{1}{4}$ ", steering gear to frame capscrew	1
	Lockwasher, $\frac{1}{4}$ " (light), steering cam lever shaft nut	4
		1
HORN BUTTON, CABLE AND CONNECTIONS		
64677 H	Horn cable spring cup washer	1
64679 H	Horn button spring	1
64680 HA	Horn cable insulating ferrule (will work for 73540 H and 73541 H)	1
64681 HA	Horn cable contact cap	1
64683 H	Horn cable spring	1
64686 HB	Horn cable assembly	1
59299 H	Horn cable terminal	1
65297 H	Horn button emblem	1
66921 H	Horn button with emblem	1
68025 H	Horn cable contact cap	1
68051 HX	Horn button base plate assembly	1
73640 H	Horn cable insulating ferrule (order 64680 H) (trucks D-2-1881 to D-2-37500)	1
73541 H	Horn cable insulating ferrule washer (order 64680 H) (trucks D-2-1881 to D-2-37500)	1
	Wood screw, No. 10 x $\frac{3}{8}$ ", horn button base plate	3

I H C Part No.	DESCRIPTION	No. Used
STEERING GEAR AND DRAG LINK (IHC Model RS-14)—Continued		
(not for trucks with "Stordor" Body)		
DRAG LINK		
Q 3616	Drag link lubricator (optional with 14186 DA)	2
14186 DA	Drag link lubricator (also see Q 3615)	2
61905 HX	Drag link, complete..... (Left Hand Drive)	1
61906 HX	Drag link, complete..... (Right Hand Drive)	1
13350 V	Drag link adjusting plug (rear end)	1
1067 YA	Drag link spring	2
1333 Y	Drag link spring seat (front end)	1
1336 Y	Drag link ball seat (inner for front end and outer for rear end)	2
1336 YA	Drag link adjusting plug (front end)	1
1337 Y	Drag link ball seat, inner (rear end)	1
	Cotter pin, $\frac{3}{8}$ x $1\frac{3}{4}$ ", drag link adjusting plug	2




Unnumbered parts in the illustrations are the same as corresponding parts shown with numbers.

When ordering, always use IHC Part Nos.

Ref. No.	I H C Part No.	Ref. No.	I H C Part No.
1	1336 YA	5	61905 HX
2	1335 Y		61906 HX
3	1057 YA	6	14186 DA
4	1333 Y	7	1337 Y
		8	13350 V

Don't order parts from the illustrations only; refer to the list also.

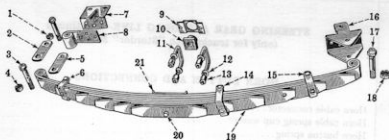
STEERING GEAR AND DRAG LINK

 (Only for trucks with "Stordor" Body)

I H C Part No.	DESCRIPTION	No. Used
78746 H	Steering gear assembly (52 $\frac{1}{2}$ " tube).....	1
78747 H	Steering gear assembly (56 $\frac{1}{2}$ " tube).....	1
78748 H	Steering gear assembly (63 $\frac{1}{2}$ " tube).....	1
37564 H	Steering gear side cover capscrew (copper) washer.....	4
46464 H	Steering column tube bushing.....	1
50443 H	Steering cam lever adjusting screw.....	1
56949 H	Steering wheel nut.....	1
66177 H	Steering wheel.....	1
68004 HX	Steering gear case end cover with tube.....	1
68012 HX	Steering column tube clamp with capscrew, lockwasher and nut.....	1
68016 H	Steering cam lever adjusting screw check nut.....	1
68060 H	Steering cam bearing ball race.....	2
68061 H	Steering cam bearing ball retainer ring.....	2
68065 H	Steering gear case upper cover.....	1
68073 H	Steering gear case upper cover shim (steel) (.003" thick).....	as req.
68074 H	Steering gear case upper cover shim (steel) (.010" thick).....	as req.
68075 H	Steering gear case upper cover shim (steel) (.030" thick).....	as req.
77283 H	Steering gear case upper cover shim (brass) (.003" thick).....	as req.
78676 H	Steering gear bracket.....	1
78709 H	Steering column clamp, upper.....	1
78709 HX	Steering column clamp assembly.....	1
78710 H	Steering column clamp, lower.....	1
78711 H	Steering column clamp bolt.....	2
78712 H	Steering column clamp grommet.....	1
78749 HX	Steering gear case with 62633 VA and 62634 VA bushings and end cover with tube.....	1
78750 HX	Steering gear tube with cam and 56949 H nut (for 78748 H steering gear).....	1
78751 HX	Steering gear tube with cam and 56949 H nut (for 78747 H steering gear).....	1
78752 HX	Steering gear tube with cam and 56949 H nut (for 78746 H steering gear).....	1
78764 HX	Steering column tube with 46464 H bushing (for 78746 H steering gear).....	1
78755 HX	Steering column tube with 46464 H bushing (for 78747 H steering gear).....	1
78775 HX	Steering column tube with 46464 H bushing (for 78748 H steering gear).....	1
78776 HX	Steering cam lever shaft with 62643 V nut and lockwasher.....	1
78777 H	Steering gear arm.....	1
78778 HX	Steering gear case side cover with 50443 H adjusting screw and check nut.....	1
78779 H	Steering gear side cover gasket.....	1
11115 V	Steering cam bearing ball.....	28
50868 V	Steering wheel key.....	1
62633 VA	Steering cam lever shaft bushing, outer.....	1
62634 VA	Steering cam lever shaft, inner.....	1
62643 V	Steering cam lever shaft nut.....	1
Q 3617	Lubricator (for steering gear).....	1

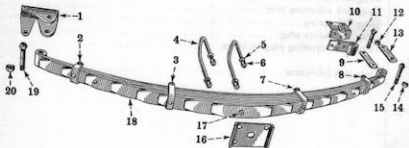
I H C Part No.	DESCRIPTION	No. Used
STEERING GEAR AND DRAG LINK—Continued (only for trucks with "Stordor" Body)		
HORN BUTTON AND CONNECTIONS		
46893 H	Horn cable connector.....	1
54677 H	Horn cable spring cup washer.....	1
54679 H	Horn button spring.....	1
54680 HA	Horn cable insulating ferrule.....	1
54681 HA	Horn cable contact cap.....	1
54683 H	Horn cable spring.....	1
54686 HB	Horn cable assembly.....	1
59299 H	Horn cable terminal.....	1
65297 H	Horn button emblem.....	1
65921 H	Horn button with emblem.....	1
68025 H	Horn cable contact cup.....	1
68061 HX	Horn button base plate assembly.....	1
DRAG LINK		
78745 HX	Drag link assembly.....	1
80120 H	Drag link spring seat.....	2
80121 H	Drag link ball seat.....	4
80122 H	Drag link adjusting plug.....	2
80123 H	Drag link spring.....	2
80124 H	Drag link safety plug.....	2
80126 H	Drag link adjusting plug lockwire.....	2
Q 3615	Drag link lubricator.....	2

FRONT SPRINGS



Ref. No.	I H C Part No.	Ref. No.	I H C Part No.	Ref. No.	I H C Part No.
1	$\frac{3}{8}$ " nut	8	62769 HX	15	41353 HX
2	41606 H	9	1222 Y	16	62776 H
3	41604 H	10	1223 Y	17	41604 H
4	$\frac{3}{8}$ " nut	11	2093 YX	18	$\frac{3}{8}$ " nut
5	41605 H	12	$\frac{1}{2}$ " washer	19	61689 H
6	41353 HX	13	2094 Y	20	spring, cp.
7	62773 H	14	64317 H	21	52482 Y
					2958 Y

REAR SPRINGS



(for descriptions, see page 138)

Ref. No.	I H C Part No.	Ref. No.	I H C Part No.	Ref. No.	I H C Part No.
1	41573 H	7	41351 H	14	$\frac{3}{8}$ " nut
2	41574 H	8	46801 H	15	41604 H
3	46801 H	9	41608 H	16	2103 Y
4	41351 H	10	62773 H	17	51273 Y
5	61688 HX	11	62769 HX	18	61690 H
6	$\frac{1}{2}$ " washer	12	$\frac{3}{8}$ " nut	19	41603 H
	2094 Y	13	41607 H	20	$\frac{3}{8}$ " nut

Unnumbered parts in the illustrations are the same as corresponding parts shown with numbers.

When ordering, always use I H C Part Nos.

Don't order parts from the illustrations only; refer to the list also.

CHASSIS SPRINGS, SHACKLES AND BRACKETS

I H C Part No.	DESCRIPTION	No. Used
FRONT SPRINGS		
61689 H	Front Spring (7 leaves).....	2
Q 3615	Lubricator for front spring pins (front and rear) (optional with 14186 DA)	6
14186 DA	Lubricator for front spring pins (front and rear) (also see Q 3615)	6
41353 HX	Clip (bolt type) on third leaf of front spring	4
41604 H	Front spring pin (front and rear)	6
41605 H	Front spring shackle, inner	2
41606 H	Front spring shackle, outer	2
43355 HX	Front spring U-bolt with two 2094 Y nuts and two lockwashers (for 5.50 x 19, 6.00 x 19 and 6.50 x 18 tires only)	4
62769 HX	Front spring front bracket with 2918 Y bushing	2
62773 H	Front spring front bracket frame reinforcement	2
62776 H	Front spring rear bracket	2
64317 H	Clip (bolt type) on sixth leaf of front spring	2
68583 H	Front spring rear bracket frame reinforcement	2
75113 H	Front spring riser block (for 5.50 x 19, 6.00 x 19 and 6.50 x 18 tires only)	2
75114 H	Front spring riser block dowel (for 5.50 x 19, 6.00 x 19 and 6.50 x 18 tires only)	2
52482 V	Front spring center bolt, $\frac{3}{16}$ "-18 N.C. x $2\frac{3}{4}$ "	2
1222 Y	Front axle bumper retainer	2
1223 Y	Front axle bumper (rubber)	2
2093 YX	Front spring U-bolt, with two 2094 Y nuts and two lockwashers	4
		4
		4
		4
		4
2094 Y	Front spring U-bolt hex. nut, $\frac{3}{16}$ "-20 N.F.	8
2918 Y	Front spring bushing	4
	Front spring front bracket bushing	2
Standard Parts		
2958 Y	Front spring U-bolt plate	2
	Capscrew, $\frac{3}{16}$ "-18 N.C. x $2\frac{3}{4}$ ", front spring clip	6
	Hex. nut, $\frac{3}{16}$ "-18 N.C., front spring center bolt	2
	Hex. nut, $\frac{3}{16}$ "-18 N.C., front spring clip capscrew	6
	Slotted nut, $\frac{3}{16}$ "-18 N.F., front spring pin	6
	Lockwasher, $\frac{3}{16}$ " (heavy) front spring U-bolt	8
	Cotter pin, $\frac{3}{16}$ x $1\frac{1}{2}$ ", front spring pin	2
	Rivet, $\frac{3}{16}$ x $\frac{3}{8}$ ", front spring clip	6
	Rivet, $\frac{3}{8}$ x $1\frac{3}{8}$ ", front spring bracket	12

I H C Part No.	DESCRIPTION	No. Used
CHASSIS SPRINGS, SHACKLES AND BRACKETS—Continued		
REAR SPRINGS		
(See illustration on page 136)		
61690 H	Rear spring (9 leaves).....	2
Q 3615	Lubricator for rear spring front pin (optional with 14186 DA).....	2
Q 3626	Lubricator for rear spring rear pin (optional with HA 59603).....	4
HA 59603	Lubricator for rear spring rear pin (also see Q 3626).....	4
14186 DA	Lubricator for rear spring front pin (also see Q 3615).....	2
41361 H	Clip (bolt type) on seventh leaf of rear spring.....	4
41573 H	Rear spring front bracket, right.....	1
41574 H	Rear spring front bracket, left.....	1
41603 H	Rear spring front pin.....	2
41604 H	Rear spring rear pin (upper and lower).....	4
41607 H	Rear spring shackle, outer.....	2
41608 H	Rear spring shackle, inner.....	2
46801 H	Clip (bolt type) on third leaf of rear spring.....	4
47104 H	Rear spring clip spacer.....	8
61688 HX	Rear spring U-bolt, with two 2094 Y nuts and two lockwashers.....	4
61690 H	Rear spring (9 leaves).....	2
62769 HX	Rear spring rear bracket with 2918 Y bushing.....	2
62773 H	Rear spring rear bracket frame reinforcement.....	3
51273 V	Rear spring center bolt, $\frac{5}{16}$ "-18 N.C. x 3".....	2
1222 Y	Rear axle bumper retainer.....	2
1223 Y	Rear axle bumper (rubber).....	2
2094 Y	Rear spring U-bolt hex. nut, $\frac{1}{4}$ "-20 N.F.....	8
2103 Y	Rear spring U-bolt plate.....	2
2918 Y	Rear spring bushing.....	4
	Rear spring rear bracket bushing.....	2
Standard Parts		
	Slotted screw, $\frac{1}{4}$ "-20 N.C. x $\frac{3}{8}$ ", for rear axle bumper.....	4
	Capscrew, $\frac{5}{16}$ "-18 N.C. x $2\frac{1}{2}$ ", rear spring clip.....	4
	Hex. nut, $\frac{1}{4}$ "-20 N.C., rear axle bumper screw.....	4
	Hex. nut, $\frac{5}{16}$ "-18 N.C., rear spring clip capscrew.....	8
	Hex. nut, $\frac{5}{16}$ "-18 N.C., rear spring center bolt.....	2
	Slotted nut, $\frac{5}{16}$ "-18 N.F., rear spring pin.....	6
	Lockwasher, $\frac{1}{4}$ ", rear axle bumper screw.....	4
	Lockwasher, $\frac{1}{4}$ ", rear spring U-bolt.....	4
	Cotter pin, $\frac{3}{8}$ x 1", rear spring pin.....	6
	Rivet, $\frac{3}{8}$ x $\frac{3}{8}$ ", rear spring clip.....	8
	Rivet, $\frac{3}{8}$ x $\frac{3}{8}$ ", rear spring rear bracket frame reinforcement.....	2
	Rivet, $\frac{3}{8}$ x 1", rear spring bracket.....	4
	Rivet, $\frac{3}{8}$ x $1\frac{1}{4}$ ", rear spring bracket.....	10
	Rivet, $\frac{3}{8}$ x $1\frac{3}{8}$ ", rear spring bracket.....	4
	Rivet, $\frac{3}{8}$ x $\frac{7}{8}$ ", rear spring rear bracket frame reinforcement.....	4

HOOD AND HOOD CATCH

I H C Part No.	DESCRIPTION	No. Used
66918 H	Hood, complete (see page 141)	1
29584 H	Hood lacing rivet, $\frac{3}{4}$ x $\frac{1}{2}$ " (split) (at radiator).....	16
42274 H	Hood hinge rod retainer spacer (at radiator).....	1
60332 H	Hood catch handle nut, $\frac{3}{8}$ "-16 N.C.....	2
57543 H	Hood lacing mounting screw, No. 8-32 N.C. x $\frac{1}{2}$ " (at cowl).....	20
64615 HX	Hood top panel with hinge, right (see page 140).....	1
64616 HX	Hood top panel with hinge, left (see page 140).....	1
64617 HY	Hood side panel with hood catch, right (see page 140).....	1
64618 HY	Hood side panel with hood catch, left (see page 141).....	1
64623 H	Hood hinge rod retainer (at radiator).....	1
64624 H	Hood hinge rod retainer (at cowl).....	1
64625 H	Hood top panel hinge assembly.....	1
64627 H	Hood side hinge rod.....	2
65331 H	Hood side panel moulding, right.....	1
65332 H	Hood side panel moulding, left.....	1
65333 H	Hood top panel moulding, right.....	1
65334 H	Hood top panel moulding, left.....	2
65363 H	Hood name plate.....	20
65722 H	Hood moulding fastener.....	1
65724 H	Hood catch front bracket, right.....	1
65725 H	Hood catch front bracket, left.....	1
65726 H	Hood catch rear bracket, right.....	1
65727 H	Hood catch rear bracket, left.....	1
65728 H	Hood catch assembly, right (see page 141).....	1
65729 H	Hood catch assembly, left (see page 141).....	1
65740 H	Hood corner bumper, rear.....	2
65756 H	Hood catch handle lockwasher, $\frac{3}{8}$ ".....	2
65788 H	Hood lacing (at radiator).....	2
65883 H	Hood rest spring.....	2
65914 H	Hood catch handle.....	2
65934 H	Hood lacing (at cowl).....	2
66761 HA	Hood hinge rod retainer seal (at cowl).....	1
66839 H	Hood corner bumper, front.....	2
66878 H	Hood catch panel reinforcement spacer.....	1
66879 H	Hood catch panel reinforcement, right.....	1
66880 H	Hood catch panel reinforcement, left.....	1
67516 HX	Hood rest with bumper, right.....	1
67517 HX	Hood rest with bumper, left.....	1
67526 H	Hood rest bumper.....	2
67567 H	Hood catch rod guide.....	4
67607 H	Hood rest spacer.....	2
70762 H	Hood catch base plate, right.....	1
70763 H	Hood catch base plate, left.....	1
70764 H	Hood catch rod, right.....	1
70765 H	Hood catch rod, left.....	1
70762 HX	Hood catch base yoke lever assembly, right.....	1
70763 HX	Hood catch base yoke lever assembly, left.....	1
72469 H	Hood top panel hinge rivet, $\frac{3}{4}$ x $\frac{1}{2}$ " (tubular).....	18
76510 H	Hood name plate screw, No. 8-32 N.C. x $\frac{1}{2}$ ".....	6

I H C Part No.	DESCRIPTION	No. Used	
HOOD AND HOOD CATCH—Continued			
Standard Parts			
Q 1754	Capscrew, $\frac{1}{4}$ "-20 N.C. x $\frac{1}{2}$ ", hood catch rear bracket	4	
Q 1779	Capscrew, $\frac{5}{16}$ "-24 N.F. x $1\frac{1}{2}$ ", hood rest to cowl	2	
	Hex. nut, No. 8-32 N.C., hood name plate screw	6	
	Hex. nut, $\frac{5}{16}$ "-24 N.F., hood hinge rod retainer (at cowl)	1	
	Hex. nut, $\frac{5}{16}$ "-24 N.F., hood rest to cowl capscrew	2	
	Hex. nut, $\frac{7}{16}$ "-20 N.F., hood hinge rod retainer (at radiator)	1	
	Lockwasher, No. 8, hood name plate screw	6	
	Lockwasher, $\frac{3}{4}$ ", hood catch rear bracket capscrew	4	
	Lockwasher, $\frac{5}{16}$ ", hood hinge rod retainer (at cowl)	1	
	Lockwasher, $\frac{5}{16}$ ", hood rest to cowl capscrew	2	
	Lockwasher, $\frac{5}{16}$ ", hood hinge rod retainer (at radiator)	1	
Q 102	Plain washer, $\frac{13}{16}$ " I.D. x $\frac{1}{2}$ " O.D., hood catch to side panel rivet	2	
Q 397	Plain washer, $\frac{11}{16}$ " I.D. x $\frac{1}{2}$ " O.D., hood name plate screw	6	
Q 1511	Plain washer, $\frac{13}{16}$ " I.D. x $\frac{3}{4}$ " O.D., hood rest spring	2	
Q 399	Plain washer, $\frac{13}{16}$ " I.D. x 1" O.D., hood hinge rod retainer (at radiator)	1	
Q 1525	Plain washer, $\frac{13}{16}$ " I.D. x 1" O.D., hood hinge rod retainer (at cowl)	1	
	Plain washer, $\frac{13}{16}$ " I.D. x $1\frac{1}{4}$ " O.D., hood rest spring	2	
	Rivet, $\frac{3}{16}$ x $\frac{3}{8}$ ", hood catch (to hood side panel)	18	
	Rivet, $\frac{3}{4}$ x $\frac{3}{8}$ ", hood catch front bracket	4	
I H C Part No.	DESCRIPTION	No. Used per Ass'y.	No. Used per Truck
Details of Assemblies			
64616 HX	Hood top panel with hinge, right		1
§ 64615 H	Hood top panel, right	1	
§ 64697 H	Hood center hinge, right	1	
72469 H	Hood top panel hinge rivet	9	
64616 HX	Hood top panel with hinge, left		1
§ 64616 H	Hood top panel, left	1	
§ 64698 H	Hood center hinge, left	1	
72469 H	Hood top panel hinge rivet	9	
64617 HY	Hood side panel with hood catch, right		1
§ 64617 H	Hood side panel, right	1	
65728 H	Hood catch assembly, right	1	
§ 65738 H	Hood side panel louvre reinforcement	2	
§ 65981 H	Hood side panel reinforcement wire	1	
66878 H	Hood catch panel reinforcement spacer	1	
66879 H	Hood catch panel reinforcement, right	1	
67557 H	Hood catch rod guide	2	
Q 102	Plain washer, rear hood catch panel reinforcement rivet	9	
	Rivet, $\frac{3}{16}$ x $\frac{3}{8}$ ", hood catch panel reinforcement	9	

§ Not supplied separately for repairs.

I H C Part No.	DESCRIPTION	No. Used per Ass'y.	No. Used per Truck
SHOCK ABSORBERS			
HOOD AND HOOD CATCH—Continued			
Details of Assemblies			
			1
64618 HY	Hood side panel with hinge, left.....		
§ 64618 H	Hood side panel, left.....	1	
65729 H	Hood catch assembly, left.....	1	
§ 65738 H	Hood side panel louvre reinforcement.....	2	
§ 65981 H	Hood side panel reinforcement wire.....	1	
66878 H	Hood catch panel reinforcement spacer.....	1	
66880 H	Hood catch panel reinforcement, left.....	1	
67557 H	Hood catch rod guide.....	2	
Q 102	Plain washer for rear hood catch panel reinforcement rivet.....	9	
	Rivet, $\frac{3}{16}$ x $\frac{3}{8}$ ", for hood catch panel reinforcement.....	9	
			1
66728 H	Hood catch assembly, right.....		
70752 H	Hood catch base plate, right.....	1	
70754 H	Hood catch rod, right.....	1	
70762 HX	Hood catch rod yoke lever assembly, right.....	1	
			1
66729 H	Hood catch assembly, left.....		
70753 H	Hood catch base plate, left.....	1	
70755 H	Hood catch rod, left.....	1	
70763 HX	Hood catch rod yoke lever assembly, left.....	1	
			1
65918 H	Hood, complete.....		
50332 H	Hood catch handle nut.....	2	
64615 HX	Hood top panel with hinge, right.....	1	
64616 HX	Hood top panel with hinge, left.....	1	
64617 HY	Hood side panel with hood catch, right.....	1	
64618 HY	Hood side panel with hood catch, left.....	1	
64627 H	Hood side hinge rod.....	2	
65331 H	Hood side panel moulding, right.....	1	
65332 H	Hood side panel moulding, left.....	1	
65333 H	Hood top panel moulding, right.....	1	
65334 H	Hood top panel moulding, left.....	1	
65353 H	Hood name plate.....	2	
65722 H	Hood moulding fastener.....	20	
65740 H	Hood corner bumper, rear.....	2	
65756 H	Hood catch handle lockwasher.....	2	
65909 H	Hood name plate screw.....	6	
65914 H	Hood catch handle.....	2	
66839 H	Hood corner bumper, front.....	6	
	Hex. nut, No. 8-32 N.F., for hood name plate screw.....	6	
	Lockwasher, No. 8, for hood name plate screw.....	6	
	Plain washer, hood name plate screw.....	6	
Q 102			

§ Not supplied separately for repairs.

SHOCK ABSORBERS

I H C Part No.	Mfr's No.	DESCRIPTION	No. Used
* 26120 H	Shock absorber spacer.....	8
* 50679 H	1054542	Rear shock absorber, right.....	1
* 50680 H	1054543	Rear shock absorber, left.....	1
* 50681 H	1063607	Front shock absorber link with eye-bolt.....	2
50683 H	Rear shock absorber link eye-bolt spacer.....	2
* 61691 H	5312072	Rear shock absorber link with eye-bolt.....	2
* 61994 H	5307290	Front shock absorber, right.....	1
* 61995 H	5307291	Front shock absorber, left.....	1
Standard Parts			
.....	Capscrew, $\frac{1}{2}$ "-13 N.C. x $1\frac{1}{8}$ ", shock absorber to frame.....	8
.....	Hex. nut, $\frac{5}{16}$ "-18 N.F., shock absorber link.....	4
.....	Lockwasher, $\frac{1}{2}$ ", shock absorber to frame capscrew.....	8
.....	Lockwasher, $\frac{5}{16}$ ", shock absorber link.....	4

* Order from an authorized United Motors Service Branch or Service Station.

SPECIAL
FRONT AND REAR BUMPERS

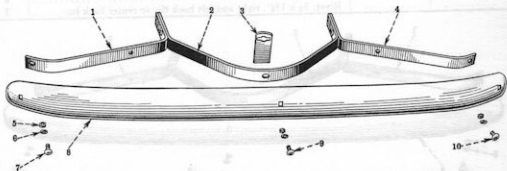
(Only for trucks with "Stordor" Body)

I H C Part No.	DESCRIPTION	No. Used
43893 H	Bumper bolt.....	6
44677 H	Bumper bolt nut lockwasher.....	6
44678 H	Bumper bolt nut.....	6
78743 H	Front bumper assembly.....	1
78744 H	Rear bumper assembly.....	1
80942 H	Front bumper face bar.....	1
80943 H	Rear bumper face bar.....	1
80944 H	Front bumper back bar.....	1
80945 H	Rear bumper back bar.....	1

FRONT BUMPER

(not for trucks with "Stordor" Body)

I H C Part No.	Mfr's No.	DESCRIPTION	No. Used
62791 H	BI-30	Front bumper assembly	1
44673 H	118646	Front bumper bar bolt nut, $\frac{1}{16}$ "-14 N.C.....	3
44675 H	121739	Front bumper bar bolt lockwasher, $\frac{1}{16}$ ".....	3
50627 H	32055	Front bumper bar end bolt, $\frac{1}{16}$ "-14 N.C. x 1".....	2
62918 H	118776	Front bumper bar bolt plain washer, $\frac{15}{16}$ " I.D. x $\frac{13}{16}$ " O.D.....	3
66316 H		Front bumper bar grommet.....	2
68512 H	32059	Front bumper bar center bolt, $\frac{1}{4}$ "-14 N.C. x $1\frac{1}{4}$ ".....	1
68512 H	23168	Starting crank bracket (see page 17).....	1
68514 H	30138	Front bumper back bar, right end.....	1
68515 H	30139	Front bumper back bar, left end.....	1
68516 H	28248	Front bumper back bar, center.....	1
68517 H	26257	Front bumper front bar.....	1
Standard Parts			
Q 1831		Capscrew, $\frac{1}{4}$ "-20 N.F. x $1\frac{1}{4}$ ", bumper to frame.....	2
Q 1833		Capscrew, $\frac{1}{4}$ "-20 N.F. x $1\frac{1}{2}$ ", bumper to frame.....	4
		Hex. nut, $\frac{1}{4}$ "-20 N.F., for bumper to frame capscrew.....	6
		Lockwasher, $\frac{1}{4}$ ", for bumper to frame capscrew.....	6
		Rivet, $\frac{3}{8}$ x 1", right and left back bar to center back bar.....	2



Unnumbered parts in the illustrations are the same as corresponding parts shown with numbers.

When ordering, always use I H C Part Nos.


Ref. No.	I H C Part No.	Ref. No.	I H C Part No.	Ref. No.	I H C Part No.
1	68514 H	5	44673 H	8	68517 H
2	68516 H	6	44675 H	9	68512 H
3	68513 H	7	50627 H	10	50627 H
4	68515 H				

Don't order parts from the illustrations only; refer to the list also.

REAR BUMPER (Full Length) (Special)

(not for trucks with Model "DM" Milk Delivery Body nor "Stordor" Body)

I H C Part No.	Mfr's No.	DESCRIPTION	No. Used
66144 H	BI-39	Rear bumper assembly	1
18942 D	138493	Rear bumper bar bolt lockwasher, $\frac{3}{16}$ "	3
44673 H	118646	Rear bumper bar bolt nut, $\frac{3}{16}$ "-14 N.C.	3
50627 H	32055	Rear bumper bar bolt, $\frac{3}{16}$ "-14 N.C. x 1"	3
52918 H	118776	Rear bumper bar bolt plain washer, $\frac{15}{16}$ " I.D. x $\frac{13}{16}$ " O.D.	3
66587 HA		Rear bumper frame bracket (for panel body).....	2
68517 H	26257	Rear bumper front bar.....	1
69145 HA		Rear bumper frame bracket (for pick-up body).....	2
74688 H	38266	Rear bumper back bar, center.....	1
74689 H	30149	Rear bumper back bar, right end.....	1
74690 H	30160	Rear bumper back bar, left end.....	1
Standard Parts			
Q 1849		Capscrew, $\frac{1}{2}$ "-20 N.F. x $1\frac{1}{4}$ ", frame bracket to frame.....	4
Q 1851		Capscrew, $\frac{1}{2}$ "-20 N.F. x $1\frac{1}{2}$ ", bumper to frame bracket.....	4
		Hex. nut, $\frac{1}{2}$ "-20 N.F., bumper to frame bracket and frame bracket to frame capscrow.....	8
		Lockwasher, $\frac{1}{2}$ ", bumper to frame bracket and frame bracket to frame capscrow.....	8
		Rivet, $\frac{3}{8}$ x $1\frac{3}{4}$ ", right and left back bar to center back bar.....	2



Unnumbered parts in the illustrations are the same as corresponding parts shown with numbers.

When ordering, always use I H C Part Nos.

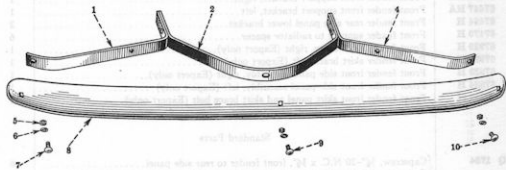
Ref. No.	I H C Part No.	Ref. No.	I H C Part No.
1	74689 H	6	18942 D
2	74688 H	7	50627 H
4	74690 H	8	68517 H
5	44673 H	9	50627 H
		10	

Don't order parts from the illustrations only; refer to the list also.

REAR BUMPER (Full Length) (Special)

(For Model "DM" Milk Delivery Body only)

I H C Part No.	Mfg's. No.	DESCRIPTION	No. Used
62166 H		Rear bumper assembly.....	1
18942 D	138493	Rear bumper bar bolt lockwasher, $\frac{1}{8}$ "	3
44673 H	118646	Rear bumper bar bolt nut, $\frac{1}{8}$ "-14 N.C.....	3
50627 H	32055	Rear bumper bar bolt, $\frac{1}{2}$ "-14 N.C. x 1"	3
52918 H	118776	Rear bumper bar bolt plain washer, $\frac{1}{8}$ " I.D. x $\frac{1}{8}$ " O.D.....	3
62163 H		Rear bumper back bar, right end.....	1
62164 H		Rear bumper back bar, left end.....	1
62165 H		Rear bumper back bar, center.....	1
66587 HA		Rear bumper frame bracket.....	2
68617 H	26257	Rear bumper front bar.....	1
Standard Parts			
Q 1849		Capscrew, $\frac{1}{2}$ "-20 N.F. x $1\frac{1}{4}$ ", frame bracket to frame.....	4
Q 1851		Capscrew, $\frac{1}{2}$ "-20 N.F. x $1\frac{1}{4}$ ", bumper to frame bracket.....	4
		Hex. nut, $\frac{1}{2}$ "-20 N.F., bumper to frame bracket and frame bracket to frame capscrew.....	8
		Lockwasher, $\frac{1}{8}$ ", bumper to frame bracket and frame bracket to frame capscrew.....	8



Unnumbered parts in the illustrations are the same as corresponding parts shown with numbers.

When ordering, always use I H C Part Nos.

Ref. No.	I H C Part No.	Ref. No.	I H C Part No.
1	62163 H	6	18942 D
2	62165 H	7	50627 H
4	62164 H	8	68517 H
5	44673 H	9	50627 H
		10	

Don't order parts from the illustrations only; refer to the list above.

FRONT FENDERS, SIDE PANELS AND BRACKETS

I H C Part No.	DESCRIPTION	No. Used
65767 HA	Front fender assembly, right (includes front side panel) (Domestic only).....	1
65768 HA	Front fender assembly, left (includes front side panel) (Domestic only).....	1
67931 HX	Front fender assembly, right (does not include front side panel or skirt brace) (Export only).....	1
67932 HX	Front fender assembly, left (does not include front side panel or skirt brace) (Export only).....	1
29584 H	Front fender to body seal rivet, $\frac{5}{16}$ x $\frac{5}{16}$ ".....	12
63894 HY	Front fender rear side panel assembly, right..... (Left Hand Drive)	1
63895 HY	Front fender rear side panel assembly, left..... (Left Hand Drive)	1
63896 HY	Front fender rear side panel assembly, right..... (Right Hand Drive)	1
63897 HY	Front fender rear side panel assembly, left..... (Right Hand Drive)	1
65746 HA	Front fender to running board spacer.....	4
65929 H	Front fender side panel antisqueak, 9" long.....	1
65935 H	Front fender side panel antisqueak, 2" long.....	3
65937 H	Front fender to body seal.....	2
65945 H	Front fender support assembly, right.....	1
65946 H	Front fender support assembly, left.....	1
66871 H	Front fender side panel antisqueak, 16 $\frac{1}{2}$ " long.....	1
67445 HA	Front fender front support bracket, right.....	1
67447 HA	Front fender front support bracket, left.....	1
67464 H	Front fender rear side panel lower bracket.....	2
67479 H	Front fender support to radiator spacer.....	6
67929 H	Front fender skirt brace, right (Export only).....	1
67930 H	Front fender skirt brace, left (Export only).....	1
67933 H	Front fender front side panel assembly, right (Export only).....	1
67934 H	Front fender front side panel assembly, left (Export only).....	1
72335 H	Front fender front skirt panel and skirt brace bolt (Export only).....	14
Standard Parts		
Q 1764	Capscrew, $\frac{1}{4}$ "-20 N.C. x $\frac{1}{2}$ ", front fender to rear side panel.....	6
Q 1771	Capscrew, $\frac{1}{4}$ "-20 N.C. x $\frac{1}{2}$ ", front fender rear side panel to front side panel.....	4
Q 1773	Capscrew, $\frac{5}{16}$ "-24 N.F. x $\frac{1}{2}$ ", front fender skirt brace (Export only).....	2
Q 4015	Capscrew, $\frac{5}{16}$ "-24 N.F. x $\frac{3}{4}$ ", front fender to front support bracket.....	2
Q 1761	Capscrew, $\frac{5}{16}$ "-24 N.F. x $\frac{3}{4}$ ", front fender to support.....	2
Q 1807	Capscrew, $\frac{5}{16}$ "-24 N.F. x $\frac{3}{4}$ ", front fender side panel (to side rail).....	10
	Capscrew, $\frac{5}{16}$ "-24 N.F. x $\frac{1}{2}$ ", front fender to rear side panel.....	2
	Capscrew, $\frac{5}{16}$ "-24 N.F. x $1\frac{1}{4}$ ", front fender support to bracket.....	6
	Capscrew, $\frac{5}{16}$ "-24 N.F. x $1\frac{1}{4}$ ", front fender to running board.....	4
	Hex. nut, $\frac{1}{4}$ "-20 N.C., front fender front side panel and skirt brace bolt (Export only).....	14
	Hex. nut, $\frac{5}{16}$ "-24 N.F., front fender side panel capscrew.....	4
	Hex. nut, $\frac{5}{16}$ "-24 N.F., front fender support to bracket capscrew.....	6
	Hex. nut, $\frac{5}{16}$ "-24 N.F., front fender to front support bracket capscrew.....	2
	Hex. nut, $\frac{5}{16}$ "-24 N.F., front fender to running board capscrew.....	4
	Lockwasher, $\frac{1}{4}$ ", front fender front side panel and skirt brace bolt (Export only).....	14

I H C Part No.	DESCRIPTION	No. Used
FRONT FENDERS, SIDE PANELS AND BRACKETS—Continued		
Standard Parts		
	Lockwasher, $\frac{3}{8}$ ", front fender rear side panel to front side panel capscrew.....	4
	Lockwasher, $\frac{3}{8}$ ", front fender to rear side panel capscrew.....	6
	Lockwasher, $\frac{5}{16}$ ", front fender side panel capscrew.....	10
	Lockwasher, $\frac{5}{16}$ ", front fender support to support bracket capscrew.....	6
	Lockwasher, $\frac{5}{16}$ ", front fender to front support bracket capscrew.....	2
	Lockwasher, $\frac{5}{16}$ ", front fender to rear side panel capscrew.....	2
	Lockwasher, $\frac{5}{16}$ ", front fender to support capscrew.....	2
	Lockwasher, $\frac{5}{16}$ ", front fender skirt brace capscrew (Export only).....	2
	Lockwasher, $\frac{3}{8}$ ", front fender to running board capscrew.....	4
Q 391	Plain washer, $\frac{3}{8}$ " I.D. x $\frac{3}{8}$ " O.D., front fender to rear side panel capscrew.....	6
	Plain washer, $\frac{3}{8}$ " I.D. x $\frac{3}{8}$ " O.D., front fender rear side panel to front side panel capscrew.....	4
	Plain washer, $\frac{11}{16}$ " I.D. x $\frac{3}{4}$ " O.D., front fender side panel capscrew.....	10
Q 397	Plain washer, $\frac{11}{16}$ " I.D. x $\frac{3}{4}$ " O.D., front fender support to support bracket capscrew.....	6
	Plain washer, $\frac{11}{16}$ " I.D. x $\frac{3}{4}$ " O.D., front fender to support bracket capscrew.....	2
	Plain washer, $\frac{11}{16}$ " I.D. x $\frac{3}{4}$ " O.D., front fender to rear side panel capscrew.....	2
	Rivet, $\frac{3}{8}$ x 1", front fender rear side panel lower bracket.....	4

RUNNING BOARDS

I H C Part No.	DESCRIPTION	No. Used
29583 H	Running board welt rivet, $\frac{3}{16}$ x $\frac{1}{4}$ ".....	16
64687 HX	Running board assembly, right (for trucks with cab).....	1
64688 HX	Running board assembly, left (for trucks with cab).....	1
65745 H	Running board to rear fender spacer (right side) (for station wagon).....	2
65783 H	Running board welt.....	2
65766 HX	Running board assembly, right (not for trucks with cab).....	1
65767 HX	Running board assembly, left (not for trucks with cab) (not for station wagon).....	1
66108 H	Running board support, front.....	2
66109 H	Running board support, rear.....	2
80472 H	Running board assembly, right (for station wagon).....	2
Standard Parts		
Q 1773	Capscrew, $\frac{5}{16}$ "-24 N.F. x $\frac{3}{4}$ ", running board support (Export only).....	16
Q 1807	Capscrew, $\frac{3}{8}$ "-24 N.F. x $1\frac{3}{4}$ ", right running board to rear fender (for station wagon).....	2
	Carriage bolt, $\frac{3}{8}$ "-16 N.C. x $\frac{3}{4}$ ", running board to support.....	8
	Hex. nut, $\frac{3}{8}$ "-24 N.F., running board support capscrew (Export only).....	16
	Hex. nut, $\frac{3}{8}$ "-16 N.C., running board to support bolt.....	8
	Hex. nut, $\frac{3}{8}$ "-24 N.F., right running board to rear fender capscrew (for station wagon).....	2
	Lockwasher, $\frac{3}{8}$ ", for right running board to rear fender capscrew (for station wagon).....	2
	Lockwasher, $\frac{5}{16}$ ", running board support capscrew (Export only).....	16
	Lockwasher, $\frac{3}{8}$ ", running board to support bolt.....	8
Q 1597	Plain washer, $\frac{11}{16}$ " I.D. x $\frac{3}{4}$ " O.F., running board to support bolt.....	2
	Rivet, $\frac{3}{8}$ x $\frac{3}{4}$ ", running board support (Domestic only).....	16

TOE BOARDS, FLOOR BOARDS, FLOOR MATS AND SEALS

I H C Part No.	DESCRIPTION	No. Used
21628 H	Pedal opening cover plate spacer (for 64683 H).....	2
26886 HX	Battery inspection hole cover (for panel body) (also for station wagon).....	1
52275 H	Accelerator foot rest stud button (see page 33)..... (Right Hand Drive)	1
62144 H	Transmission control housing opening cover plate (for panel body with four-speed transmission).....	1
63773 H	Battery inspection hole cover (not for panel body) (not for station wagon).....	1
63774 H	Tool box cover (spring) clip (for panel body) (also for station wagon).....	1
64667 HX	Floor board with side seal (not for trucks with panel body or four-speed transmission) (not for station wagon).....	1
64675 H	Toe board pedal stop.....	2
64676 H	Gear shift lever housing seal (not for trucks with four-speed transmission).....	1
64679 H	Gear shift lever housing seal (for panel body with four-speed transmission).....	1
64682 H	Hand brake lever seal.....	1
64683 H	Pedal opening cover plate (right for Left Hand Drive and left for Right Hand Drive)	1
64696 H	Floor mat fastener.....	4
	Pedal opening cover plate fastener (for 64788 H and 64789 H).....	3
64788 H	Pedal opening cover plate, right..... (Right Hand Drive)	2
64789 H	Pedal opening cover plate, left..... (Left Hand Drive)	2
66311 H	Pedal seal..... (Left Hand Drive)	1
66312 H	Pedal seal..... (Right Hand Drive)	1
66667 HA	Floor mat (not for trucks with four-speed transmission)..... (Left Hand Drive)	1
66668 HA	Floor mat (not for trucks with four-speed transmission)..... (Right Hand Drive)	1
66785 H	Toe board side and front seal.....	3
66796 H	Floor board side seal (not for panel body) (not for station wagon).....	1
66787 H	Toe board mounting pad.....	2
66709 HX	Tool box cover assembly (for panel body with three-speed transmission) (also for station wagon).....	1
66720 H	Transmission control housing opening cover plate (for panel body with three-speed transmission) (also for station wagon).....	1
66947 HA	Floor mat (for trucks with four-speed transmission) (not for panel body) (Left Hand Drive)	1
66948 HA	Floor mat (for trucks with four-speed transmission)..... (Right Hand Drive)	1
66949 H	Gear shift lever housing seal (for trucks with four-speed transmission) (not for panel body).....	1
66960 HX	Floor board with side seal (for trucks with four-speed transmission) (not for panel body).....	1
67375 H	Front compartment rear floor board assembly (for panel body).....	1
67385 H	Front compartment front floor board assembly (for panel body with three-speed transmission) (also for station wagon).....	1
67508 HAX	Toe board with foot rest, mounting pads and seals..... (Left Hand Drive)	1
67509 HAX	Toe board with mounting pads and seals..... (Right Hand Drive)	1
71637 H	Accelerator foot rest stud (see page 33)..... (Right Hand Drive)	1
72561 H	Front compartment front floor board assembly (for panel body with four-speed transmission).....	1
71565 HX	Tool box cover assembly (for panel body with four-speed transmission).....	1
72583 H	Floor mat (for panel body with four-speed transmission).....	1
	Standard Parts	
	Machine screw, No. 12-24 N.C. x 1 1/4" (flat head), toe board to riser.....	2
	Machine screw, No. 12-24 N.C. x 1 1/4" (round head), toe board to dash.....	4
	Machine screw, No. 12-24 N.C. x 1 1/4", floor board to sill (9 used for panel body)...	7
Q 398	Plain washer, 3/4" I.D. x 3/8" O.D., floor board to sill (for panel body).....	9
Q 391	Plain washer, 3/8" I.D. x 3/8" O.D., toe board plate center screw.....	2
	Lockwasher, No. 12, toe board plate center screw.....	2

TOE BOARDS, FLOOR BOARDS, FLOOR MATS

FRAMES, SIDE RAILS, CROSS MEMBERS AND GUSSETS

I H C. Part No.	DESCRIPTION	No. Used
62782 HA	Frame assembly (113" W.B.).....	1
62787 HA	Frame assembly (125" W.B.).....	1
Standard Parts		
62766 H	Fourth cross member gusset, right.....	1
62767 H	Fourth cross member gusset, left.....	1
62771 H	Third cross member brace.....	2
62772 H	Third cross member.....	1
62775 H	Fourth cross member.....	1
62777 H	Second cross member gusset, left.....	1
62778 H	Second cross member gusset, right.....	1
62779 H	Fifth and rear cross member.....	2
62780 H	Front cross member.....	1
62781 H	Second cross member.....	1
62783 H	Frame side rail, right (113" W.B.).....	1
62784 H	Frame side rail, left (113" W.B.).....	1
62785 H	Frame side rail, right (125" W.B.).....	1
62786 H	Frame side rail, left (125" W.B.).....	1
78674 H	Front chassis angle, left (only for trucks with "Stordor" body).....	1
78675 H	Front chassis angle, right (only for trucks with "Stordor" body).....	1
Q 4014	Capscrew, $\frac{5}{16}$ "-24 N.F. x $\frac{3}{8}$ ", front and second cross member.....	2
Q 4020	Capscrew, $\frac{3}{8}$ "-24 N.F. x $\frac{3}{8}$ ", for second cross member.....	2
	Hex. nut, $\frac{5}{16}$ "-24 N.F., front and second cross member capscrew.....	4
	Hex. nut, $\frac{3}{8}$ "-24 N.F., for second cross member.....	2
	Lockwasher, $\frac{5}{16}$ ", front and second cross member capscrew.....	2
	Lockwasher, $\frac{3}{8}$ ", for second cross member.....	2
	Rivet, $\frac{5}{16}$ x $\frac{3}{4}$ ".....	21
	Rivet, $\frac{5}{16}$ x $\frac{3}{8}$ ".....	41
	Rivet, $\frac{3}{8}$ x $\frac{3}{4}$ ".....	4

TOOLS AND LIFTING JACK

I H C Part No.	DESCRIPTION	No. Used
1327 E	Combination pliers, 6".....	1
1696 E	Double headed "S" wrench.....	1
8373 H	Ball peen hammer.....	1
67710 HX	Jack with handle (optional with 67022 HX).....	1
67711 H	Jack handle (for 57710 HX).....	1
58596 H	Jack handle (for 58599 HX).....	1
58599 HX	Jack with handle (optional with 67022 HX).....	1
66323 H	Water pump wrench.....	1
67022 HX	Jack with handle (optional with 57710 HX and 58599 HX).....	1
67028 H	Jack handle (for 67022 HX).....	1
70782 H	Wheel nut wrench.....	1
2688 T	Screw driver.....	1
53251 V	Auto wrench, 11".....	1
3012 Y	Spark plug wrench.....	1
HAND TIRE PUMPS		
57922 H	Hand tire pump (regular for Export) (optional with 22240 V).....	1
22240 V	Hand tire pump (regular for Export) (optional with 57922 H).....	1
LICENSE PLATE BRACKETS		
42372 HX	Rear license plate bracket assembly (for combination stop and tail lamps 50004 H).....	1
46407 H	Rear license plate bracket assembly (for combination stop and tail lamp 46410 H).....	1
62338 HX	Front license plate bracket (used with 63946 H bumper) (not used with tow hook).....	1
62339 HX	Front license plate bracket (not for trucks with "Stordor" body).....	1
62340 HX	Front license plate bracket (used with 64277 H bumper and with 63946 H bumper with towing hook).....	1
76943 HX	Front license plate bracket assembly (only for trucks with "Stordor" body).....	1
Standard Parts		
Q 1801	Capscrew, $\frac{3}{8}$ "-24 N.F. x 1", for 62340 HX.....	1
	Hex. nut, $\frac{3}{8}$ "-24 N.F., for 62340 HX.....	1
	Lockwasher, $\frac{3}{8}$ ", for 62340 HX.....	1
	Rivet, $\frac{3}{8}$ x $\frac{3}{8}$ ", for rear license plate bracket.....	2
CAPACITY PLATES		
34045 HA	Capacity plate (Sweden only).....	1
36107 H	Capacity plate (Spanish for South America).....	1
51959 VA	Capacity plate (Domestic only).....	1
51960 VB	Capacity plate (Export only).....	1
	Sheet metal screw, No. 6 x $\frac{3}{8}$ ", Parker-Kalon, type A, for capacity plates.....	4

ALEMITE HYDRAULIC LUBRICATOR FITTINGS AND COMPRESSOR

I H C Part No.	DESCRIPTION	No. Used
27060 DB	Grease compressor (regular for Export) (will work for Q 3780)	1
13056 DA	Lubricator, $\frac{1}{8}$ " straight (long body) { clutch pedal shaft, left side (Left Hand Drive) steering knuckle, lower	1
		2
14186 DA	Lubricator, $\frac{1}{8}$ ", straight { brake pedal shaft	1
		2
		2
		2
		2
		1
		6
		2
HA 59603	Lubricator, $\frac{1}{8}$ ", 90° elbow (rear spring rear pin)	4
		1
		2
		2

LINCOLN KLEENSEAL LUBRICATOR FITTINGS AND COMPRESSOR

I H C Part No.	DESCRIPTION	No. Used
Q 3780	Grease compressor (6 oz. capacity) (regular for Export) (will work for 27060 DB)	1
Q 3615	Lubricator, $\frac{1}{8}$ ", straight { brake pedal shaft	1
		2
		2
		2
		2
		1
		6
		2
Q 3617	Lubricator, $\frac{1}{8}$ ", straight (clutch pedal shaft, left side	1
		2
Q 3626	Lubricator, $\frac{1}{8}$ ", 90° elbow—(rear spring rear pin)	4
		2

ACCESSORIES

(packed in cartons)

I H C Part No.	DESCRIPTION	No. Used
71822 H	Ventilator for International Cabs and Panel Bodies (packed in carton with all necessary attaching parts, template, and instructions for installation).....	1
75202 H	"Road King" driving light (packed in carton with all necessary attaching parts and instructions for installation).....	2
75203 H	"Fog King" light with Sierra lens (packed in carton with all necessary attaching parts and instructions for installation).....	2
76435 H	International Hot Water heater (packed in carton with all necessary attaching parts and instructions for installation).....	1
76436 H	Defroster for trucks with "V" type windshields (packed in carton with instructions for installation).....	1
76437 H	Defroster for trucks with flat face cowl windshields (packed in carton with instructions for installation).....	1
77620 H	International safety light (for left hand side) (packed in carton with template and instructions for installation).....	1
77621 H	Bracket for 77620 H safety light (not for trucks with sleeper cabs) (packed in carton with template, drill jig and bracket screws for attaching).....	1
77623 H	Bracket for 77620 H safety light (only for trucks with sleeper cabs) (packed in carton with template, drill jig and bracket screws for attaching).....	1
77624 H	International safety light (for right hand side) (packed in carton with template and instructions for installations).....	1
77625 H	Bracket for 77624 H safety light (not for trucks with sleeper cabs) (packed in carton with template, drill jig and bracket screws for attaching).....	1
77627 H	Bracket for 77624 H safety light (only for trucks with sleeper cabs) (packed in carton with template, drill jig and bracket screws for attaching).....	1
*79010 H	"No-Rol" automatic holding device (FF 1573) for hydraulic brakes (packed in carton with all necessary attaching parts and instructions) (not for trucks equipped with "Stordor" body).....	1

*Order from Wagner Electric Corporation, St. Louis, Mo., or Authorized Branches.

FLAT BACK COWL

(Special)

I H C Part No.	DESCRIPTION	No. Used
67563 H	Cowl assembly { less instruments, wiring, floor boards, } . . . Left Hand Drive	1
67564 H	Cowl assembly { toeboards, mats, accelerator pedal } and cross shaft (Right Hand Drive)	1
62106 H	Dash insulator fastener	14
63778 HAX	Cowl ventilator cover with deflector and hinge	1
63783 HA	Cowl ventilator seal	1
63787 H	Cowl ventilator hinge pin	2
63885 HAX	Glove box door with hinges and moulding	1
64673 HA	Dash insulator, lower	1
64674 H	Dash insulator, upper	1
65906 HX	Brake master cylinder opening cover with clips	2
66006 H	Glove box door latch catch	1
66006 H	Glove box door (rubber) bumper	2
66007 H	Glove box door bumper clip	2
66750 H	{ Glove box mounting screw nut	3
	{ Glove box door bumper mounting screw nut	2
66760 H	{ Glove box and door mounting screw, No. 10 x 1/2"	7
	{ Glove box door bumper mounting screw, No. 10 x 1/2"	2
66768 H	Cowl ventilator hinge pin spring	2
66860 H	Glove box door moulding	2
66862 H	Instrument panel moulding, side (trucks below D-2-23573)	1
66890 H	Instrument panel moulding, center	2
67406 H	{ Glove box door moulding, nut No. 4-36	4
	{ Instrument panel center moulding mounting nut, No. 4-36	3
67417 H	Glove box door knob mounting screw, No. 6-32 N.C. x 1/4"	1
67418 H	Glove box door knob mounting screw lockwasher, No. 6	1
67419 HA	Instrument panel moulding fastener (trucks below D-2-23573)	8
67421 H	Glove box door knob (nonlocking type)	1
67422 H	Glove box door knob retainer	1
67423 H	Glove box door knob (locking type—special)	1
67497 H	Cowl front mounting pad (Left Hand Drive)	2
67673 H	Glove box	1
67675 HA	Instrument panel	1
67617 H	Cowl ventilator spring	1
67796 H	Instrument panel to dash brace	1
67866 HX	Cowl ventilator handle assembly	1
67867 HX	Cowl ventilator ratchet and bracket assembly	1
67916 H	Dash insulator fastener washer, 3/8" I.D. x 1" O.D.	4
67947 H	Instrument panel center moulding mounting nut plain washer, 3/8" I.D. x 1/2" O.D.	3
72368 H	Glove box (Right Hand Drive)	1

WINDSHIELD (Special)

(For Flat Back Cowl Only)

(For Defroster, see page 154)

I H C Part No.	Mfr's No.	DESCRIPTION	No. Used
67807 H	2150	Windshield assembly (plain glass with black enameled frame)	1
67808 H	2151	Windshield assembly (safety glass with black enameled frame)	1
67809 H	2152	Windshield assembly (safety glass with chromium plated frame)	1
47176 H	1746-C	Windshield adjusting arm	2
47177 H	D-573	Windshield adjusting arm clamp screw	2
58063 H	D-577	Windshield glass seal (128" long)	1
67379 H		Windshield hinge end seal screw	2
67804 H		Windshield cowl cross bar	1
67806 HY		Windshield support pillar, complete, right	1
67806 HY		Windshield support pillar, complete, left	1
67814 H		Windshield upper hinge to header welt	1
67815 H		Windshield header	1
67825 H		Windshield cowl cross bar to cowl welt	1
67826 H		Windshield hinge end seal, right	1
67827 H		Windshield hinge end seal, left	1
67968 H		Windshield cowl bar to pillar sealing tape	1
75433 H	2150-F	Windshield hinge (upper half) (black enameled)	1
75435 H	2150-G	Windshield side and bottom weatherstrip	1
75436 HX	2150-J	Windshield adjusting arm frame bracket with bushing	2
75437 H	2150-A	Windshield frame upper cross bar (black enameled)	1
75438 H	2152-A	Windshield frame upper cross bar (chromium plated)	1
75441 H	2150-C	Windshield frame assembled with brackets and upper cross bar (less glass) (black enameled)	1
75442 H	2152-C	Windshield frame assembled with brackets and upper cross bar (less glass) (chromium plated)	1
75443 H	2152-E	Windshield glass (plain)	1
75444 H	2151-B	Windshield glass (safety)	1
75445 H	2150-D	Windshield frame, complete with plain glass (black enameled)	1
75446 H	2151-A	Windshield frame, complete with safety glass (black enameled)	1
75447 H	2152-D	Windshield frame, complete with safety glass (chromium plated)	1
12782 V	D-528	Windshield upper cross bar frame sleeve nut, No. 8-32 N.C.	4
53665 VB	D-575	Windshield adjusting arm pivot screw	2
53666 VA	D-576	Windshield adjusting arm pivot screw washer	2
53668 VA	D-574	Windshield adjusting arm clamp screw washer	2
Standard Parts			
		Slotted screw, No. 8-32 N.C. x $\frac{1}{4}$ ", windshield upper cross bar frame	4
		Slotted screw, No. 10-24 N.C. x $\frac{1}{4}$ ", windshield adjusting arm frame bracket assembly	4
		Slotted screw, $\frac{1}{4}$ "-20 N.C. x $\frac{3}{8}$ ", windshield upper hinge to header	16
		Slotted screw, $\frac{1}{8}$ "-18 N.C. x $\frac{1}{8}$ ", windshield cowl cross bar to pillar	6

I.H.C. Part No.	Mfr's. No.	DESCRIPTION	No. Used
WINDSHIELD (Special) (For Flat Back Cowl)—Continued			
Standard Parts			
Q 1773		Capscrew, $\frac{1}{16}$ "-24 N.F. x $\frac{3}{4}$ ", windshield support pillar to cowl...	12
		Capscrew, $\frac{1}{16}$ "-24 N.F. x $\frac{3}{4}$ ", windshield header to pillar.....	4
		Hex. nut, $\frac{3}{4}$ "-20 N.C., windshield upper hinge to header screw...	16
		Hex. nut, $\frac{3}{16}$ "-18 N.C., windshield cowl cross bar to pillar screw...	6
		Hex. nut, $\frac{3}{16}$ "-24 N.F., windshield header to pillar capscrew....	4
		Hex. nut, $\frac{3}{16}$ "-24 N.F., windshield support pillar to cowl capscrew...	12
		Lockwasher, $\frac{3}{4}$ ", windshield upper hinge to header screw.....	16
		Lockwasher, $\frac{3}{16}$ ", windshield support pillar to cowl capscrew....	12
		Lockwasher, $\frac{3}{16}$ ", windshield cowl cross bar to pillar screw.....	6
		Lockwasher, $\frac{3}{16}$ ", windshield header to pillar capscrew.....	4
Q 102		Plain washer, $\frac{3}{16}$ " I.D. x $\frac{1}{2}$ " O.D., windshield hinge and seal....	2
Q 397		Plain washer, $\frac{1}{2}$ " I.D. x $\frac{3}{4}$ ", windshield support pillar to cowl capscrew.....	12
		Rivet, $\frac{3}{4}$ x $\frac{3}{8}$ ", windshield support pillar to cowl sill.....	4

WINDSHIELD AND REGULATOR

('V' Type)

(Not for Flat Back Cowl)

(For Defroster, see page 154)

I H C Part No.	Mfr's. No.	DESCRIPTION	No. Used
63874 HB	2181	Windshield assembly (plain glass with black enameled frame)	1
63875 HB	2182	Windshield assembly (safety glass with black enameled frame)	1
63877 HB	2183	Windshield assembly (safety glass with chromium frame)	1
24791 D		Windshield to hinge frame adapter lockwasher, No. 10	4
27867 H		Windshield frame joint screw, No. 8-32 N.C. x 3/8" (oval head) (chromium plated frame)	8
47380 H		Windshield frame center bar screw, No. 10-32 N.F. x 3/8" (round head) (chromium plated frame)	2
48243 H		Windshield to regulator screw, lockwasher, No. 10	4
57067 H	D-577	Windshield glass packing, 75" long	1
62102 H		Windshield weather seal (special) (also see 69322 H)	1
63844 H		Windshield hinge	2
63845 H		Windshield hinge to frame adapter, right	1
63846 H		Windshield hinge to frame adapter, left	1
63854 H		Windshield regulator support	1
63857 H		Windshield regulator, complete with worm and tape housing (less support and handle)	1
63858 HA		Windshield regulator handle (with 67919 H, will work for 63858 H)	1
64631 H		Windshield regulator handle set screw, No. 6-32 N.C. x 1/16" (for 63858 H only)	1
67407 H		Windshield regulator worm housing assembly	1
67408 H		Windshield regulator tape housing assembly, right	1
67409 H		Windshield regulator tape housing assembly, left	1
67427 H		Windshield regulator handle (felt) washer	1
67600 H		Windshield to hinge frame adapter nut, No. 10-32 N.F.	4
67901 H		Windshield (rubber) bumper { HE Cabs No. 2048 and up HEA Cabs No. 501 and up HE-6 Bodies No. 558 and up HE-7 Bodies No. 699 and up	2 2 2 2
67908 H		Windshield to regulator screw, No. 10-32 N.F. x 3/8"	4
67919 H		Windshield regulator handle set screw, No. 8-32 N.C. x 1/16" (for 63858 HA only)	1
69312 H	2029-D	Windshield glass (plain) { HE Cabs below No. 11542 HEA Cabs below No. 528 HE-6 Bodies below No. 2429 HE-7 Bodies below No. 2111	2 2 2 2
69313 H	2030-A	Windshield glass (safety) { HE Cabs below No. 6326 HEA Cabs below No. 544 HE-6 Bodies below No. 1644 HE-7 Bodies below No. 1850	2 2 2 2

I H C Part No.	Mfr's No.	DESCRIPTION	No. Used
WINDSHIELD AND REGULATOR ("V" Type)—Continued (Not For Flat Back Cowl)			
69316 HA	2029-A	Windshield frame, upper half (black enameled):	
		HE cabs (safety glass)..... below No. 6326	1
		HE cabs (plain glass)..... below No. 11542	1
		HEA cabs (safety glass)..... below No. 544	1
		HEA cabs (plain glass)..... below No. 528	1
		HE-6 bodies (safety glass)..... below No. 1644	1
		HE-6 bodies (plain glass)..... below No. 2429	1
		HE-7 bodies (safety glass)..... below No. 1850	1
		HE-7 bodies (plain glass)..... below No. 2111	1
69317 HAX	2031-A	Windshield frame, upper half (chromium plated).....	
		HE cabs... below No. 6326	1
		HEA cabs... below No. 544	1
		HE-6 bodies below No. 1644	1
		HE-7 bodies below No. 1850	1
69318 HAX	2029-B	Windshield frame, lower half (black enameled):	
		HE cabs (safety glass)..... below No. 6326	1
		HE cabs (plain glass)..... below No. 11542	1
		HEA cabs (safety glass)..... below No. 544	1
		HEA cabs (plain glass)..... below No. 528	1
		HE-6 bodies (safety glass)..... below No. 1644	1
		HE-6 bodies (plain glass)..... below No. 2429	1
		HE-7 bodies (safety glass)..... below No. 1850	1
		HE-7 bodies (plain glass)..... below No. 2111	1
69319 HAX	2031-B	Windshield frame, lower half (chromium plated).....	
		HE cabs... below No. 3626	1
		HEA cabs... below No. 544	1
		HE-6 bodies below No. 1644	1
		HE-7 bodies below No. 1850	1
69322 H	2029-E	Windshield weather seal (also see 62102 H).....	1
69323 H	2029-G	Windshield frame joint cover (black enameled):	
		HE cabs (safety glass)..... below No. 6326	2
		HE cabs (plain glass)..... below No. 11542	2
		HEA cabs (safety glass)..... below No. 544	2
		HEA cabs (plain glass)..... below No. 528	2
		HE-6 bodies (safety glass)..... below No. 1644	2
		HE-6 bodies (plain glass)..... below No. 2429	2
		HE-7 bodies (safety glass)..... below No. 1850	2
		HE-7 bodies (plain glass)..... below No. 2111	2
69324 H	2031-D	Windshield frame joint cover (chromium plated).....	
		HE cabs... below No. 6326	2
		HEA cabs... below No. 544	2
		HE-6 bodies below No. 1644	2
		HE-7 bodies below No. 1850	2

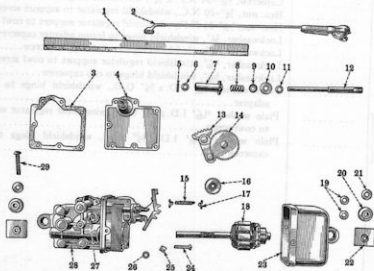
I H C Part No.	Mfr's. No.	DESCRIPTION	No. Used
WINDSHIELD AND REGULATOR ("V" Type)—Continued			
(Not For Flat Back Cowl)			
69325 H	2029-F	Windshield frame joint plug.....	2
69326 HA	2029-C	Windshield frame assembly, less glass (black enamel):	
		HE cabs (safety glass)..... below No. 6326	1
		HE cabs (plain glass)..... below No. 11542	1
		HEA cabs (safety glass)..... below No. 544	1
		HEA cabs (plain glass)..... below No. 528	1
		HE-6 bodies (safety glass)..... below No. 1644	1
		HE-6 bodies (plain glass)..... below No. 2429	1
		HE-7 bodies (safety glass)..... below No. 1850	1
		HE-7 bodies (plain glass)..... below No. 2111	1
69327 HA	2031-C	Windshield frame assembly, less glass (chromium plated).....	
		HE cabs.... below No. 6326	1
		HEA cabs.... below No. 544	1
		HE-6 bodies below No. 1644	1
		HE-7 bodies below No. 1850	1
73076 H	2181-C	Windshield frame assembly, less glass (black enameled):	
		HE cabs (safety glass)..... No. 6326 and up	1
		HE cabs (plain glass)..... No. 11542 and up	1
		HEA cabs (safety glass)..... No. 544 and up	1
		HEA cabs (plain glass)..... No. 528 and up	1
		HE-6 bodies (safety glass)..... No. 1644 and up	1
		HE-6 bodies (plain glass)..... No. 2429 and up	1
		HE-7 bodies (safety glass)..... No. 1850 and up	1
		HE-7 bodies (plain glass)..... No. 2111 and up	1
73077 H	2183-C	Windshield frame assembly, less glass (chromium plated).....	
		HE cabs.... No. 6326 and up	1
		HEA cabs.... No. 544 and up	1
		HE-6 bodies No. 1644 and up	1
		HE-7 bodies No. 1850 and up	1
73078 H	2141-G	Windshield frame joint cover (black enameled):	
		HE cabs (safety glass)..... No. 6326 and up	2
		HE cabs (plain glass)..... No. 11542 and up	2
		HEA cabs (safety glass)..... No. 544 and up	2
		HEA cabs (plain glass)..... No. 528 and up	2
		HE-6 bodies (safety glass)..... No. 1644 and up	2
		HE-6 bodies (plain glass)..... No. 2429 and up	2
		HE-7 bodies (safety glass)..... No. 1850 and up	2
		HE-7 bodies (plain glass)..... No. 2111 and up	2
73079 H	2142-D	Windshield frame joint cover (chromium plated).....	
		HE cabs.... No. 6326 and up	2
		HEA cabs.... No. 544 and up	2
		HE-6 bodies No. 1644 and up	2
		HE-7 bodies No. 1850 and up	2

I H C Part No.	Mfr's No.	DESCRIPTION	No. Used
WINDSHIELD AND REGULATOR ("V" Type)—Continued			
(Not For Flat Back Cowl)			
73080 H	2181-A	Windshield frame, upper half (black enameled): HE cabs (safety glass).....No. 6326 and up HE cabs (plain glass).....No. 11542 and up HEA cabs (safety glass).....No. 544 and up HEA cabs (plain glass).....No. 528 and up HE-6 bodies (safety glass).....No. 1644 and up HE-6 bodies (plain glass).....No. 2429 and up HE-7 bodies (safety glass).....No. 1850 and up HE-7 bodies (plain glass).....No. 2111 and up	1 1 1 1 1 1 1
73081 HX	2183-A	Windshield frame, upper half (chromium plated)..... HE cabs.....No. 6326 and up HEA cabs.....No. 544 and up HE-6 bodies No. 1644 and up HE-7 bodies No. 1850 and up	1 1 1 1
73084 HX	2181-B	Windshield frame, lower half (black enameled): HE cabs (safety glass).....No. 6326 and up HE cabs (plain glass).....No. 11542 and up HEA cabs (safety glass).....No. 544 and up HEA cabs (plain glass).....No. 528 and up HE-6 bodies (safety glass).....No. 1644 and up HE-6 bodies (plain glass).....No. 2429 and up HE-7 bodies (safety glass).....No. 1850 and up HE-7 bodies (plain glass).....No. 2111 and up	1 1 1 1 1 1 1 1
73085 HX	2183-B	Windshield frame, lower half (chromium plated)..... HE cabs.....No. 6326 and up HEA cabs.....No. 544 and up HE-6 bodies No. 1644 and up HE-7 bodies No. 1850 and up	1 1 1 1
73086 H	2181-D	Windshield glass (plain)..... HE cabs.....No. 11542 and up HEA cabs.....No. 528 and up HE-6 bodies No. 2429 and up HE-7 bodies No. 2111 and up	1 1 1 1
73087 H	2182-A	Windshield glass (safety)..... HE cabs.....No. 6326 and up HEA cabs.....No. 544 and up HE-6 bodies No. 1644 and up HE-7 bodies No. 1850 and up	1 1 1 1
Standard Parts			
.....	Machine screw, No. 8-32 N.C. x 3/8" (oval head), windshield frame joint (black enameled frame).....	8
.....	Machine screw, No. 10-32 N.F. x 3/8" (round head), windshield frame center bar (black enameled frame).....	2
.....	Machine screw, No. 10-32 N.F. x 1", windshield to hinge frame adapter.....	4
.....	Slotted screw, 3/4"-20 N.C. x 3/8", windshield regulator to support..	9
Q 4006	Capscrew, 3/4"-28 N.F. x 3/8", windshield hinge to frame adapter..	4
Q 1773	Carserew, 5/16"-24 N.F. x 3/4", windshield regulator support to cowl	4

I H C Part No.	Mfr's No.	DESCRIPTION	No. Used
WINDSHIELD AND REGULATOR ("V" Type)—Continued			
(Not For Flat Back Cowl)			
Standard Parts			
Q 1773		Capscrew, $\frac{5}{16}$ "-24 N.F. x $\frac{3}{4}$ ", windshield hinge to cab.....	4
		Hex. nut, $\frac{3}{4}$ "-20 N.C., windshield regulator to support screw....	9
		Hex. nut, $\frac{5}{16}$ "-24 N.F., windshield regulator support to cowl screw.....	4
		Lockwasher, $\frac{3}{4}$ ", windshield hinge to frame adapter capscrew....	4
		Lockwasher, $\frac{3}{4}$ ", windshield regulator to support screw.....	9
		Lockwasher, $\frac{5}{16}$ ", windshield regulator support to cowl screw....	4
		Lockwasher, $\frac{5}{16}$ ", windshield hinge to cab capscrew.....	4
Q 391		Plain washer, $\frac{5}{16}$ " I.D. x $\frac{3}{8}$ " O.D., windshield hinge to frame adapter.....	4
		Plain washer, $\frac{11}{16}$ " I.D. x $\frac{3}{4}$ " O.D., windshield regulator support to cowl screw.....	4
Q 397		Plain washer, $\frac{11}{16}$ " I.D. x $\frac{3}{4}$ " O.D., windshield hinge to cab capscrew.....	4

WINDSHIELD WIPER

When ordering, always use I H C Part Nos.



Unnumbered parts in the illustrations are the same as corresponding parts shown with numbers.

Ref. No.	I H C Part No.	Ref. No.	I H C Part No.	Ref. No.	I H C Part No.
1	*33620 HB	9	S7056 H	21	Washer
	69302 H	10	S1117 H		No. 10
2	69309 HX	11	S1142 H	22	33601 H
	69310 HX	12	*S1133 H	23	51135 HX
3	S1128 H	13	S1125 H	24	{No. 6-32x3/4"
4	*S1130 H	14	S1122 H	25	Mach. Screw
	69307 HX	15	S1136 H	26	41229 H
5	*S1137 H	16	S1120 H	27	51149 HC
	69304 H	17	S1143 H	28	51148 HCY
6	S1174 H	18	S1119 H	29	{No. 10-32x1"
7	S1131 H	19	S1118 H		Mach. Screw
8	S1132 H	20	33603 H		

* Used only on trucks equipped with Model "DM" Milk Delivery Body.

Don't order parts from the illustrations only; refer to the list also.

WINDSHIELD WIPER

(not for trucks with Model "DM" Milk Delivery Body)

I H C Part No.	Mfr's No.	DESCRIPTION	No. Used
64644 H	28648	Wiper assembly, right.....	1
64646 H	28600	Wiper assembly, left.....	1
24790 D	20688	Wiper mounting screw lockwasher, 3/8".....	2
27640 H		Cable terminal (at ammeter and ground).....	2
28499 H		Cable insulating sleeve (wiper end).....	2
33601 H	26865	Wiper mounting pad.....	2
33603 H	26864	Wiper mounting bushing.....	2
41229 H	23060	Wiper motor support to frame screw lockwasher, No. 6.....	4
60202 H		Wiper shaft rubber bushing.....	1
61117 H	27753	Wiper shaft (leather) washer.....	2
61118 H	18396	Wiper motor cover rubber bushing.....	1
61119 H	27671	Wiper motor armature assembly.....	1
61120 H	27675	Wiper worm gear assembly.....	1
61122 H	27878	Wiper crank gear assembly.....	1
61125 H	28268	Wiper driving sector assembly.....	1
61128 H	27651	Wiper field support cover gasket.....	1
61131 H	27813	Wiper shaft pinion assembly.....	1
61132 H	27574	Wiper shaft pinion spring.....	1
61136 HX	27678	Wiper motor cover with two 61118 H bushings.....	1
61136 H	27549	Wiper motor brush spring.....	1
61139 H	27727	Wiper blade split rivet.....	1
61142 H	26577	Wiper shaft (steel) washer.....	1
61143 H	26750	Wiper motor brush spring anchor.....	2
61144 H	20019	Wiper switch rivet.....	1
61148 HCY		Wiper motor field support assembly.....	1
61149 HC	28684	Wiper switch assembly.....	1
61160 HAX	28124	Wiper motor brush holder complete with brushes and spring.....	1
61161 HX	27672	Wiper motor field frame assembly.....	1
61174 H	27581	Wiper shaft pinion collar.....	1
67094 H	28301	Wiper arm spring.....	1
67066 H	28350	Wiper shaft leather washer expander.....	1
64607 H		Wiper mounting bracket, inner (right side wiper).....	1
64608 H		Wiper mounting bracket, outer (right side wiper).....	1
64968 H		Cable terminal (at wiper).....	2
64982 H		Wiper cable assembly (not for dual wipers) ..(Right Hand Drive)	1
68769 HY		Wiper cable assembly (for dual wipers).....	1
69770 HAZ		Wiper blade, 10" (order 74556 H).....	1
69302 H	28605	Wiper shaft.....	1
69303 H	28576	Wiper shaft assembled with pinion.....	1
69303 HX	28348	Wiper shaft collar pin.....	1
69304 H	26602	Wiper motor brush.....	2
69305 H	28534	Wiper motor brush.....	1
69306 H	28627	Wiper switch insulator.....	1
69307 HX	28547	Wiper field support cover with tube.....	1
69309 HX	28546	Wiper arm assembly (right side wiper).....	1
69310 HX	28599	Wiper arm assembly (left side wiper).....	1
69777 HY		Wiper cable assembly (not for dual wipers) ..(Left Hand Drive)	1
74566 H	28659	Wiper blade, 8" (will work for 69302 H).....	1
10816 V		Cable insulating sleeve (ammeter and ground end).....	2

I H C Part No.	Mfr's No.	DESCRIPTION	No. Used
WINDSHIELD WIPER—Continued			
(Not for trucks with Model "DM" Milk Delivery Body)			
Standard Parts			
.....	Machine screw, No. 4-36 N.C. x $\frac{3}{8}$ ", wiper field support cover ..	7
.....	Machine screw, No. 6-32 N.C. x $\frac{1}{2}$ ", wiper motor cover	2
.....	Machine screw, No. 6-32 N.C. x $\frac{3}{8}$ ", wiper motor support to frame	4
.....	Slotted screw, No. 10-32 N.F. x $\frac{1}{2}$ ", right side wiper mounting bracket	4
.....	Machine screw, No. 10-32 N.C. x 1", wiper to mounting bracket ..	2
.....	Hex. nut, No. 10-32 N.F., right side wiper mounting bracket screw	4
.....	Plain washer, No. 10, wiper to mounting bracket screw	2
.....	Lockwasher, No. 10, right side wiper mounting bracket screw	4

WINDSHIELD WIPER

(For Model "DM" Milk Delivery Body Only)

I.H.C. Part No.	Mfr's. No.	DESCRIPTION	No. Used
50091 HB		Electric windshield wiper, complete	1
24790 D	20688	Lockwasher, 3/16" (for mounting wiper)	2
27640 H	No. 70	Wiper cable terminal	x
28499 H		Wiper cable insulating sleeve, 1' long	2
33601 H	26865	Wiper mounting pad	4
33603 H	26864	Wiper mounting bushing	4
33620 HB	27448	Wiper blade (also see S1145 H)	1
39656 H	27628	Wiper arm spring	2
41146 H	27416	Wiper cable terminal (wiper end)	1
41229 H	23060	Wiper motor support to frame screw lockwasher, No. 6	4
60201 HA		Wiper mounting bracket	2
60202 H		Wiper cable (rubber) bushing	1
51117 H	27753	Wiper shaft (leather) washer	1
51118 H	18396	Rubber bushing for wiper motor cover	2
51119 H	27671	Wiper motor armature assembly	1
51120 H	27675	Wiper worm gear assembly	1
51122 H	27878	Wiper crank gear assembly	1
51125 H	28268	Wiper driving sector assembly	1
51128 H	27651	Gasket for wiper field support cover	1
51130 H	28079	Wiper field support cover	1
51131 H	27813	Wiper shaft pinion assembly	1
51132 H	27574	Wiper shaft pinion spring	1
51133 H	27331	Wiper shaft	1
51133 HX	28077	Wiper shaft assembled with pinion	1
51135 HX	27678	Wiper motor cover with two 51118 H bushings	1
51136 H	27549	Wiper motor brush spring	1
51137 H	26125	Pin for wiper shaft collar	1
51139 H	27727	Split rivet for wiper blade	1
51142 H	26577	Wiper shaft (steel) washer	2
51143 H	26750	Wiper motor brush spring anchor	2
51145 H	27983	Wiper blade (optional with 33620 HB)	1
51146 H	28258	Wiper arm assembly	1
51148 HCY		Wiper motor field support assembly	1
51149 HC		Wiper switch assembly	1
51160 HAX		Wiper motor brush holder, complete with brushes and spring	1
51161 HX	27672	Wiper motor field frame assembly	1
51174 H	27581	Wiper shaft pinion collar	1
57056 H	28350	Wiper shaft leather washer expander	1
62134 HY		Wiper cable assembly	1
69305 H	28534	Wiper motor brush	2
10816 V		Wiper cable insulating sleeve, 2' long	2
Standard Parts			
		Machine screw, No. 4-36 N.C. x 3/8", for wiper field support cover	7
		Machine screw, No. 6-32 N.C. x 1/8", for wiper motor cover	2
		Machine screw, No. 6-32 N.C. x 3/4", wiper motor support to frame	4
		Machine screw, No. 10-32 N.F. x 1", for mounting windshield wiper	2
		Hex. nut, No. 10-32 N.F., for windshield wiper mounting screw	2
		Plain washer, No. 10, for windshield wiper mounting screw	2

CAB and "V" Type COWL

(For Ventilator, see page 154)

I H C Part No.	DESCRIPTION	No. Used
64634 HX	Cab assembly (I H C Model HE) (not DeLuxe cab) (machine attachment) (Left Hand Drive)	1
64635 HX	Cab assembly (I H C Model HE) (not DeLuxe cab) (machine attachment) (Right Hand Drive)	1
64638 HX	Cab assembly (I H C DeLuxe Model HEA) (machine attachment) (Left Hand Drive)	1
64639 HX	Cab assembly (I H C DeLuxe Model HEA) (machine attachment) (Right Hand Drive)	1
24791 D	Sun visor mounting screw lockwasher, $\frac{3}{16}$ "	3
20915 H	Door glass regulator handle screw, $\frac{1}{4}$ " x 20 N.C. x $\frac{1}{2}$ " (nickel plated)	2
30956 H	Door lock inside handle screw, $\frac{1}{4}$ " x 20 N.C. x $\frac{1}{2}$ " (nickel plated)	2
33926 H	Door outside handle screw, No. 10-32 N.F. x $\frac{1}{2}$ "	4
50605 H	Cab name plate	1
	Door lock inside handle felt washer	2
	Door glass regulator handle felt washer	4
51504 H	Windshield wiper hole plug (Right Hand Drive with single wiper)	1
56303 H	Side and roof trim panel fastener (for DeLuxe cab)	17
57643 H	Screw for rear window channel (67341 HX and 67342 HX), No. 8-32 N.C. x $\frac{3}{8}$ " (for DeLuxe cab)	2
62106 H	Dash insulator fastener	14
62107 H	Door windlace retainer joint filler	2
62114 H	Back cushion hold-down spring	1
	HE cabs No. 4622 and up	1
	HEA cabs No. 526 and up	1
62115 H	Back cushion hold-down spring clip	1
	HE cabs No. 4622 and up	1
	HEA cabs No. 526 and up	1
62788 H	{ Cab front mounting bracket (125" W.B.)	2
	{ Cab front and rear mounting bracket (113" W.B.)	4
63771 H	Instrument panel to dash brace	1
63778 HAX	Cowl ventilator cover with deflector and hinge	1
63781 HX	Cowl ventilator handle assembly (trucks below D-2-5959)	1
63783 HX	Cowl ventilator seal	1
63786 HX	Cowl ventilator ratchet and bracket assembly (trucks below D-2-5959)	1
63787 H	Cowl ventilator hinge pin	2
63788 H	Cowl ventilator spring (trucks below D-2-5959)	1
63793 H	Rear window glass channel support (not for DeLuxe cab)	1
63797 H	Rear window glass retainer (not for DeLuxe cab)	1
63801 H	Door lock striker plate	2
63814 H	Rear window glass (plain) (not for DeLuxe cab)	1
63815 H	Rear window glass (safety) (not for DeLuxe cab)	1
63816 H	Rear window glass channel (for plain glass) (not for DeLuxe cab)	1
63817 H	Rear window glass channel (for safety glass) (not for DeLuxe cab)	1
63839 H	Windshield header opening cover plate (right for Left Hand Drive and left for Right Hand Drive) (not for dual wipers)	1
63840 H	Windshield header opening cover plate, left (Left Hand Drive)	1
63841 H	Windshield header opening cover plate, right (Right Hand Drive)	1
63871 HX	Glove box assembly (Left Hand Drive)	1
63872 HX	Glove box assembly (Right Hand Drive)	1
63885 HAX	Glove box door with hinges and moulding	1

I H C Part No.	DESCRIPTION	No. Used
CAB AND "V" TYPE COWL—Continued		
64673 HA	Dash insulator, lower	1
64674 H	Dash insulator, upper	1
64706 HX	Door glass regulator channel assembly (less weather seal)	2
64707 H	Door glass (plain)	2
64708 H	Door glass (safety)	2
64713 H	Door glass regulator channel weather seal	2
64722 H	Seat box cushion support	2
64740 H	Door top weather strip	2
64741 HA	Door bottom weather strip	2
64744 H	Door upper contact member shim	2
64745 H	Door take-up member shim (3/4" thick)	2
64746 H	Door take-up member sill plate	2
64747 H	Door take-up member assembly	2
64748 H	Door upper contact member	2
64760 H	Door check arm (part of 64751 H)	2
64761 H	Door check assembly	2
64762 HA	Door glass regulator handle	2
64763 HA	Door lock inside handle	2
64764 HA	Door outside handle (locking type) (does not include lock cylinder)	1
64765 HA	Door outside handle (nonlocking type)	1
64766 H	Door glass bumper pad	2
64768 H	Door glass channel assembly	2
64769 H	Door glass regulator, right	1
64760 H	Door glass regulator, left	1
64761 H	Door lock and remote control assembly, right	1
64762 H	Door lock and remote control assembly, left	1
64763 HX	Door inner panel cover plate assembly, right	1
64764 HX	Door inner panel cover plate assembly, left	1
64765 H	Door upper hinge assembly, right (Left Hand Drive)	1
64766 H	Door upper hinge assembly, left (Right Hand Drive)	1
64767 H	Door lower hinge assembly, right	1
64768 H	Door lower hinge assembly, left	1
64771 H	Cab rear mounting pad	2
65305 H	Door upper hinge assembly, right (Right Hand Drive)	1
65306 H	Door upper hinge assembly, left (Left Hand Drive)	1
65321 H	Door check (rubber) bumper (part of 64751 H)	2
65322 H	Door check bumper washer (part of 64751 H)	2
65323 H	Door check bumper pin (part of 64751 H)	2
65669 H	Door take-up member shim (1/2" thick)	x
65660 H	Door outside handle lock cylinder (for 64754 H)	1
65906 HX	Brake master cylinder opening cover with clips	2
66005 H	Glove box door latch catch	1
66006 H	Glove box door (rubber) bumper	2
66007 H	Glove box door bumper clip	2
66368 H	Cab rear mounting bracket (125" W.B.)	2
66760 H	(Glove box door bumper mounting screw)	2
	Glove box and door mounting screw	7
66768 H	Cowl ventilator hinge pin spring	2
66774 H	Back cushion assembly (not for DeLuxe cab)	1
66779 H	Seat cushion assembly (not for DeLuxe cab)	1
66783 H	Door glass anti-rattle	4
66786 H	Button plug, 1 3/4"	2
66788 H	Back cushion spacer	2
66796 H	Roof top trim panel assembly (not for DeLuxe cab)	1
66805 H	Side trim panel, right (not for DeLuxe cab)	1

I H C Part No.	DESCRIPTION	No. Used
CAB AND "V" TYPE COWL—Continued		
66806 H	Side trim panel, left (not for DeLuxe cab)	1
66812 HA	Sun visor, complete with arm (not for DeLuxe cab)	1
66813 H	Sun visor, less arm assembly (not for DeLuxe cab)	1
66820 HA	Sun visor arm assembly	1
66823 H	Sun visor mounting screw	1
66848 HA	Door front weather strip, upper	3
66849 HA	Door front weather strip, lower	2
66850 H	Door hinge pillar windlace retainer, right (not for DeLuxe cab)	2
66851 H	Door hinge pillar windlace retainer, left (not for DeLuxe cab)	1
66862 H	Door lock pillar windlace retainer, right (not for DeLuxe cab)	1
66863 H	Door lock pillar windlace retainer, left (not for DeLuxe cab)	1
66853 H	Door lock pillar windlace retainer, left (not for DeLuxe cab)	1
66858 H	Door glass regulator handle screw } $\frac{1}{2}$ "-20 N.C. x $\frac{1}{2}$ " chromium plated }	2
66860 H	Door lock inside handle screw	2
66862 H	Glove box door moulding	2
66862 H	Instrument panel moulding, side	4
66869 H	Door assembly, right	4
66870 H	Door assembly, left	1
66887 H	Door arm rest bracket (for DeLuxe cab)	1
66888 HA	Door arm rest pad (for DeLuxe cab)	1
66889 H	Instrument panel moulding, center, upper	1
66890 H	Instrument panel moulding, center, lower	1
66894 H	Rear window sliding glass side channel (for DeLuxe cab)	1
66897 H	Rear window sliding glass weather strip (for DeLuxe cab)	2
66898 H	Rear window sliding glass catch (for DeLuxe cab)	1
66899 H	Rear window sliding glass lower channel (for DeLuxe cab)	1
67332 H	Rear window sliding glass bumper (for DeLuxe cab)	1
67333 HA	Rear window sliding glass upper channel (for DeLuxe cab)	2
67334 H	Rear window side glass (for DeLuxe cab)	1
67337 H	Rear window side glass channel, long (for DeLuxe cab)	2
67338 H	Rear window side glass channel, short (for DeLuxe cab)	2
67339 H	Rear window sliding glass channel cover, right (for DeLuxe cab)	2
67340 H	Rear window sliding glass channel cover, left (for DeLuxe cab)	1
67341 HX	Rear window sliding glass side channel retainer with bumper, right (for DeLuxe cab)	1
67342 HX	Rear window sliding glass side channel retainer with bumper, left (for DeLuxe cab)	1
67343 H	Rear window sliding glass (for DeLuxe cab)	1
67344 H	Rear window retainer (for DeLuxe cab)	1
67358 H	Roof trim panel assembly (for DeLuxe cab)	1
67364 H	Side trim panel, right (for DeLuxe cab)	1
67365 H	Side trim panel, left (for DeLuxe cab)	1
67369 H	Door windlace, right (not for DeLuxe cab)	1
67370 H	Door windlace, left (not for DeLuxe cab)	1
67371 H	Rear window sliding glass upper channel screw, No. 6-32 N.C. x $\frac{1}{4}$ " (for DeLuxe cab)	1
67372 H	Rear window glass retainer screw, short, No. 10-24 x $\frac{3}{4}$ "	3
67379 H	Windshield header opening cover plate screw, No. 8-32 N.C. x $\frac{3}{8}$ "	9
67382 H	Door arm rest bracket reinforcement (for DeLuxe cab)	8
67384 H	Side and roof top trim panel fastener (not for DeLuxe cab)	17
67390 H	Door windlace, right (for DeLuxe cab)	1
67391 H	Door windlace, left (for DeLuxe cab)	1
67892 H	Door hinge pillar windlace retainer, right (for DeLuxe cab)	1
67393 H	Door hinge pillar windlace retainer, left (for DeLuxe cab)	1
67394 H	Door lock pillar windlace retainer, right (for DeLuxe cab)	1
67395 H	Door lock pillar windlace retainer, left (for DeLuxe cab)	1
67400 H	Seat cushion assembly (for DeLuxe cab)	1

I H C Part No	DESCRIPTION	No. Used
CAB AND "V" TYPE COWL—Continued		
67402 H	Back cushion assembly (for DeLuxe cab).....	1
67403 H	Order book pocket mounting screw, No. 10-24 N.C. x 1/4" (for DeLuxe cab).....	8
67405 H	Rear window sliding glass side channel rivet, 1/4 x 3/16" (for DeLuxe cab).....	6
67406 H	Glove box door moulding nut, No. 4-36 N.C.	4
	Instrument panel center moulding mounting nut, No. 4-36 N.C.	6
67410 HA	Sun visor, complete with arm (for DeLuxe cab).....	2
67411 H	Sun visor, less arm assembly (for DeLuxe cab).....	2
67412 HA	Door windlace retainer fastener, short.....	16
67417 H	Glove box door knob mounting screw, No. 6-32 N.C. x 5/16".....	1
67418 H	Glove box door knob mounting screw lockwasher, No. 6.....	1
67419 HA	Instrument panel side moulding fastener.....	16
	HE cabs below No. 17360.....	16
	HEA cabs below No. 649.....	16
67420 HA	Door windlace retainer fastener, long.....	20
67421 H	Glove box door knob (nonlocking type).....	1
67422 H	Glove box door knob retainer.....	1
67423 H	Glove box door knob (locking type—special).....	1
67424 H	Order book pocket, right (for DeLuxe cab).....	1
67425 H	Order book pocket, left (for DeLuxe cab).....	1
67426 H	Seat box cushion support screw, No. 10-24 N.C. x 3/8".....	8
67436 H	Back cushion hinge.....	2
67497 H	Cab front mounting pad.....	2
67576 H	Door glass riser strip retainer (see 64758 H).....	2
67591 H	Door hinge pin (not for mirror bracket hinge).....	3
67593 H	Door hinge pin (for mirror bracket hinge).....	1
67599 H	Door lock inside handle screw lockwasher, 3/4" (order 76691 H).....	2
	Door lock regulator handle screw lockwasher, 3/4" (order 76691 H).....	2
67617 H	Cowl ventilator spring.....	1
67863 HA	Windshield corner drain hose connector.....	2
67864 H	Windshield corner drain hose.....	2
67866 HX	Cowl ventilator handle assembly.....	1
67867 HX	Cowl ventilator ratchet and bracket assembly.....	1
67916 H	Dash insulator panel fastener washer.....	4
67947 H	Instrument panel center moulding plain washer, 1/8" I.D. x 3/16" O.D.....	6
67998 H	Cab name plate screw.....	4
72346 HA	Rear window sliding glass pull clip (for DeLuxe cab).....	1
72347 HA	Rear window sliding glass catch (for DeLuxe cab).....	1
72361 HA	Rear window sliding glass pull clip liner (for DeLuxe cab).....	1
72362 H	Rear window sliding glass (for DeLuxe cab).....	1
72454 H	Door inner panel cover plate seal.....	2
	HE cabs No. 4730 and up.....	2
	HEA cabs No. 526 and up.....	2
72679 H	Rear window glass retainer screw, long, No. 10-24 x 1".....	2
76691 H	Door lock inside handle screw lockwasher, No. 14.....	2
	Door glass regulator handle screw lockwasher, No. 14.....	2
62936 V	Door hinge mounting screw lockwasher, 5/16".....	24
DOME LAMP, CABLES AND CONNECTIONS		
For Model "HEA" DeLuxe Cabs		
25955 H	Dome lamp bulb (6-8 volt) (15 C.P.) (single filament).....	1
62302 H	Dome lamp cable clip screw, No. 8-32 N.C. x 1/2".....	3
66838 H	Dome lamp.....	1
67061 H	Dome lamp cable clip.....	3
67404 H	Dome lamp mounting screw, No. 6-32 N.C. x 1/2".....	1
67519 H	Dome lamp mounting screw nut.....	3

I H C Part No.	DESCRIPTION	No. Used
CAB AND "V" TYPE COWL—Continued		
DOME LAMP, CABLES AND CONNECTIONS—Continued		
For Model "HEA" De Luxe Cabs		
68606 HX 68630 HX	Cable—lighting switch to dome lamp..... (Right Hand Drive)	1
	Cable—lighting switch to dome lamp..... (Left Hand Drive)	1
REAR VIEW MIRROR		
50003 HB 64796 H 64796 H 72494 H	Rear view mirror (optional with 72494 H).....	1
	Rear view mirror bracket..... (Right Hand Drive)	1
	Rear view mirror bracket..... (Left Hand Drive)	1
	Rear view mirror (optional with 50003 HB).....	1
Standard Parts		
	Slotted screw, No. 10-32 N.F. x $\frac{1}{2}$ " ² , door upper contact member.....	4
	Slotted screw, No. 10-32 N.F. x $\frac{1}{2}$ " ² , door take-up member sill plate.....	4
	Slotted screw, No. 12-24 N.C. x $\frac{1}{2}$ " ² , glove box door latch catch.....	1
	Slotted screw, No. 12-24 N.C. x $\frac{1}{2}$ " ² , cowl ventilator handle.....	2
	Slotted screw, No. 12-24 N.C. x $\frac{3}{8}$ " ² , door lock and remote control assembly.....	12
	Slotted screw, No. 12-28 N.F. x $\frac{3}{8}$ " ² , door arm rest (for DeLuxe cab).....	4
	Slotted screw, No. 12-28 N.F. x $\frac{3}{8}$ " ² , door take-up member.....	4
	Slotted screw, $\frac{3}{4}$ "-28 N.F. x $\frac{3}{8}$ " ² , rear view mirror bracket.....	1
	Slotted screw, $\frac{3}{4}$ "-20 N.C. x $\frac{3}{8}$ " ² , door glass regulator.....	8
	Slotted screw, $\frac{3}{4}$ "-28 N.F. x $\frac{3}{8}$ " ² , door lock striker plate.....	4
Q 1771	Capscrew, $\frac{3}{8}$ "-24 N.F. x $\frac{1}{2}$ " ² , for rear window channel 67341 HX and 67342 HX.....	24
	Slotted screw, $\frac{3}{8}$ "-24 N.F. x $\frac{3}{8}$ " ² , door hinge.....	2
Q 1799	Capscrew, $\frac{3}{8}$ "-24 N.F. x $\frac{3}{8}$ " ² , instrument panel to dash brace.....	2
	Capscrew, $\frac{3}{8}$ "-24 N.F. x $\frac{3}{8}$ " ² , cab front mounting bracket.....	2
Q 4034	Capscrew, $\frac{3}{8}$ "-20 N.F. x $2\frac{3}{4}$ " ² , cab front and rear mounting.....	4
	Hex. nut, No. 10-32 N.F., door take-up member still plate screw.....	4
	Hex. nut, No. 12-24 N.F., glove box door latch catch screw.....	1
	Hex. nut, No. 12-24 N.C., cowl ventilator handle screw.....	2
	Hex. nut, $\frac{3}{4}$ "-28 N.F., rear view mirror to bracket.....	1
	Hex. nut, $\frac{3}{8}$ "-24 N.F., instrument panel to dash brace capscrew.....	2
	Hex. nut, $\frac{3}{8}$ "-20 N.F., cab front and rear mounting capscrew.....	4
	Lockwasher, No. 4, glove box door moulding.....	4
	Lockwasher, No. 4, instrument panel center moulding.....	6
	Lockwasher, No. 10, door take-up member sill plate screw.....	4
	Lockwasher, No. 12, glove box door latch catch screw.....	1
	Lockwasher, No. 12, door arm rest screw (for DeLuxe cab).....	4
	Lockwasher, No. 12, door lock and remote control assembly screw.....	12
	Lockwasher, No. 12, cowl ventilator handle screw.....	2
	Lockwasher, $\frac{3}{4}$ ", rear view mirror to bracket.....	1
	Lockwasher, $\frac{3}{4}$ ", rear view mirror bracket screw.....	1
	Lockwasher, $\frac{3}{4}$ ", door glass regulator screw.....	8
	Lockwasher, $\frac{3}{8}$ ", rear window channel (67341 HX and 67342 HX) screw.....	2
	Lockwasher, $\frac{3}{8}$ ", instrument panel to dash brace capscrew.....	2
	Lockwasher, $\frac{3}{8}$ ", cab front and rear mounting capscrew.....	4
Q 391	Plain washer, $\frac{5}{16}$ " I.D. x $\frac{3}{8}$ " O.D., cowl ventilator hinge pin.....	4
Q 1611	Plain washer, $\frac{1}{16}$ " I.D. x $1\frac{1}{2}$ " O.D., cab front and rear mounting capscrew.....	2
	Rivet, $\frac{3}{8}$ x $1\frac{1}{2}$ ", cab rear mounting bracket.....	4
	Cotter pin, $\frac{1}{16}$ x $\frac{1}{8}$ ", cowl ventilator hinge pin.....	2

PANEL BODY AND "V" TYPE COWL

(For Ventilator, see page 154)

I H C Part No.	DESCRIPTION	No. Used
65361 HX	Panel body, complete (I H C Model HE-6) (113' W.B.) (machine attachment)	1
66745 HX	Panel body, complete (I H C Model HE-7) (126' W.B.) (machine attachment)	1
24791 D	Sun visor mounting screw lockwasher, $\frac{3}{16}$ "	3
20915 H	Door lock inside handle screw, $\frac{3}{16}$ "-20 N.C. x $\frac{1}{2}$ ", nickel plated.	2
	Door glass regulator handle screw	2
30956 H	Front door outside handle screw, No. 10-32 N.F. x $\frac{1}{2}$ "	4
	Rear door lock outside handle outside screw, No. 10-32 N.F. x $\frac{1}{2}$ "	2
33926 H	Name plate	1
42960 H	Left rear door bumper	1
43067 H	Red light reflector (rubber) spacer	1
45993 H	Drivers seat support block plate	2
50332 H	Driver and auxiliary seat rear (support) screw nut	4
50605 H	Front door glass regulator handle felt washer	4
	Front door lock inside handle felt washer	2
	Driver and auxiliary seat rear (support) screw	4
50873 H	Drivers seat adjuster, less support brackets	1
50884 H	Drivers seat adjuster, complete with support brackets	1
50884 HX	Drivers seat adjuster, complete with support brackets	1
62106 H	Dash insulator fastener	14
62107 H	Front door windlace retainer joint filler	2
62788 H	Body front mounting bracket	2
63771 H	Instrument panel to dash brace	1
63774 H	Tool box cover clip	1
63778 HAX	Cowl ventilator cover with deflector and hinge	1
63781 HX	Cowl ventilator handle assembly (trucks below D-2-5959)	1
63783 HA	Cowl ventilator seal	1
63786 HX	Cowl ventilator ratchet and bracket assembly (trucks below D-2-5959)	1
63787 H	Cowl ventilator hinge pin	2
63788 H	Cowl ventilator spring (trucks below D-2-5959)	1
63801 H	Front door lock striker plate	2
63839 H	Windshield header opening cover plate, right	1
63840 H	Windshield header opening cover plate, left	1
63871 HX	Glove box assembly	1
63885 HAX	Glove box door with hinges and moulding	1
64673 HA	Dash insulator, lower	1
64674 H	Dash insulator, upper	1
64706 HX	Front door glass regulator channel assembly (less weather seal)	2
64707 H	Front door glass (plain)	2
64708 H	Front door glass (safety)	2
64713 H	Front door glass regulator channel weather seal	2
64740 H	Front door top weather strip	2
64741 HA	Front door bottom weather strip	2
64744 H	Front door upper contact member shim	2
64745 H	Front door take-up member shim ($\frac{3}{16}$ " thick)	2
64746 H	Front door take-up member sill plate	2
64747 H	Front door take-up member assembly	2
	Rear door take-up member assembly	2
64748 H	Front door upper contact member	2
	Rear door upper contact member	2
64750 H	Front door check arm (part of 64751 H)	2

I H C Part No.	DESCRIPTION	No. Used
PANEL BODY AND "V" TYPE COWL—Continued		
64751 H	Front door check assembly	2
64752 HA	Front door glass regulator handle	2
64753 HA	Front door lock inside handle	2
64754 HA	Front door outside handle (locking type) (does not include lock cylinder)	1
64755 HA	Front door outside handle (nonlocking type)	1
64756 H	Front door glass bumper pad	2
64758 H	Front door glass channel assembly	2
64759 H	Front door glass regulator, right	1
64760 H	Front door glass regulator, left	1
64761 H	Front door lock and remote control assembly, right	1
64762 H	Front door lock and remote control assembly, left	1
64763 HX	Front door inner panel cover plate assembly, right	1
64764 HX	Front door inner panel cover plate assembly, left	1
64765 H	Front door upper hinge assembly, right	1
64767 H	Front door lower hinge assembly, right	1
64768 H	Front door lower hinge assembly, left	1
64771 H	Body center and rear mounting pad	4
65306 H	Front door upper hinge assembly, left	1
65321 H	Front door check (rubber) bumper (part of 64751 H)	2
65322 H	Front door check bumper washer (part of 64751 H)	2
65323 H	Front door check bumper pin (part of 64751 H)	2
65376 HX	Tool box assembly (not for trucks with four-speed transmission) (see 72569HX)	1
65488 H	Body roof liner (125° W.B.)	1
65497 H	Body roof liner (113° W.B.)	1
65499 H	Body roof cover moulding, front	1
65600 H	Body roof cover moulding, rear	1
65601 H	Body roof cover moulding, side (113° W.B.)	1
65602 H	Rear door assembly, right	2
65603 H	Rear door assembly, left	1
65619 H	Rear door hinge assembly, right	2
65620 H	Rear door hinge assembly, left	2
65621 H	Rear door hinge pin	4
65622 H	Rear door glass (rubber) retainer (for plain glass)	2
65623 H	Rear door glass (plain)	2
65659 H	Front door take-up member shim (1/8" thick)	x
65690 H	Front door outside handle lock cylinder (for 64754 H)	1
65710 H	Rear door outside handle lock cylinder	1
66005 H	Body roof moulding, side (125° W.B.)	2
66006 H	Glove box door latch catch	1
66007 H	Glove box door (rubber) bumper	1
66007 H	Glove box door bumper clip	2
66094 H	Body center mounting bracket, right (113° W.B.)	1
66095 H	Body center mounting bracket, left (113° W.B.)	1
66297 H	Body rear mounting bracket, right	1
66298 H	Body rear mounting bracket, left	1
66407 H	Rear door lock outside handle	1
66408 H	Rear door lock assembly (right door)	1
66409 H	Rear door lock assembly (left door)	1
66410 H	Rear door check, right	1
66411 H	Rear door check, left	1
66693 H	Body center mounting bracket, right (125° W.B.)	1
66694 H	Body center mounting bracket, left (125° W.B.)	1
66700 HX	Drivers seat, complete with adjuster	1

I H C Part No.	DESCRIPTION	No. Used
PANEL BODY AND "V" TYPE COWL—Continued		
66709 HX	Tool box cover assembly	1
66721 H	Red light reflector	1
66730 HX	Front compartment roof trim panel assembly	1
66760 H	Glove box and door mounting screw	7
	Glove box door bumper mounting screw	2
66768 H	Cowl ventilator hinge pin spring	2
66783 H	Front door glass anti-rattle	4
66786 H	Button plug, 1 3/4" (in front door inner panel)	2
66812 HA	Sun visor, complete with arm	1
66813 H	Sun visor, less arm assembly	1
66820 HA	Sun visor arm assembly	1
66823 H	Sun visor mounting screw	3
66826 H	Rear door glass (rubber) retainer (for safety glass)	2
66837 H	Rear door outer weather seal	1
66847 H	Auxiliary seat, complete with support brackets	1
66848 HA	Front door front weather strip, upper	2
66849 HA	Front door front weather strip, lower	2
66850 H	Front door hinge pillar windlace retainer, right	1
66851 H	Front door hinge pillar windlace retainer, left	1
66852 H	Front door lock pillar windlace retainer, right	1
66853 H	Front door lock pillar windlace retainer, left	1
66858 H	Front door glass regulator handle screw, 3/4"-20 N.C. x 3/4" chromium plated	2
	Front door lock inside handle screw, 3/4"-20 N.C. x 3/4" (order 20915 H)	2
66860 H	Glove box door moulding	2
66862 H	Instrument panel moulding, side	4
	HE-6 bodies below No. 3912	4
	HE-7 bodies below No. 3345	4
66869 H	Front door assembly, right	1
66870 H	Front door assembly, left	1
66889 H	Instrument panel moulding, center, upper	1
66890 H	Instrument panel moulding, center, lower	1
67369 H	Front door windlace, right	1
67370 H	Front door windlace, left	1
67373 H	Rear door glass (safety)	2
67379 H	Windshield header opening cover plate screw, No. 8-32 N.C. x 3/8"	8
67384 H	Front compartment roof trim panel fastener	10
67406 H	Glove box door moulding nut, No. 4-36 N.C.	4
67406 H	Instrument panel center moulding mounting nut, No. 4-36 N.C.	6
67412 HA	Front door windlace retainer fastener, short	16
67417 H	Glove box door knob mounting screw, No. 6-32 N.C. x 5/8"	1
67418 H	Glove box door knob mounting screw lockwasher, No. 6	1
67419 HA	Instrument panel side moulding fastener	16
	HE-6 bodies below No. 3912	16
	HE-7 bodies below No. 3345	16
67420 HA	Front door windlace retainer fastener, long	20
67421 H	Glove box door knob (nonlocking type)	1
67429 H	Glove box door knob retainer	1
67423 H	Glove box door knob (locking type—special)	1
67443 H	Rear door center weather seal	1
67497 H	Body front mounting pad	2
67534 H	Body center mounting pad (125" W.B.)	2
67591 H	Front door hinge pin (not for mirror bracket hinge)	3
67593 H	Front door hinge pin (for mirror bracket hinge)	1
67599 H	Front door lock inside handle screw lockwasher, 3/4" (order 76691 H)	2
	Front door glass regulator handle screw lockwasher, 3/4" (order 76691 H)	2
67617 H	Cowl ventilator spring	1
	(trucks D-2-5939 and up)	1

I H C Part No.	DESCRIPTION	No. Used
PANEL BODY AND "V" TYPE COWL—Continued		
67863 HA	Windshield corner drain hose connector	2
67864 H	Windshield corner drain hose	2
67865 H	Rear door lock outside handle inside screw washer	1
67866 HX	Cowl ventilator handle assembly	1
67867 HX	Cowl ventilator ratchet and bracket assembly	1
67916 H	Dash insulator panel fastener washer	4
67920 H	Left rear door bumper screw	2
67947 H	Instrument panel center moulding plain washer, $\frac{3}{8}$ " I.D. x $\frac{5}{16}$ " O.D.	6
67998 H	Name plate screw	4
72454 H	Front door inner panel cover plate seal	2
	(HE-6 bodies No. 1540 and up	2
	(HE-7 bodies No. 1407 and up	2
72569 HX	Tool box assembly (for four-speed transmission) (see 65376 HX)	1
76603 H	Roof sealer (6 oz. tube)	1
76691 H	Door lock inside handle screw lockwasher, No. 14	2
	Door glass regulator handle screw lockwasher, No. 14	2
52936 V	Front door hinge mounting screw lockwasher, $\frac{3}{16}$ "	24
2541 Y	Driver and auxiliary seat front support bracket	4
2544 Y	Driver and auxiliary seat front support bracket pin	4
2550 YB	Driver and auxiliary seat rear (support) screw plate	4
2925 YA	Auxiliary seat front support bracket (seat half)	2
SPARE WHEEL COVER, LOCK, ETC.		
60670 H	Spare wheel cover nut	3
	(HE-6 bodies below No. 1751	3
	(HE-7 bodies below No. 1921	3
66624 H	Spare wheel cover	1
	(HE-6 bodies below No. 1751	1
	(HE-7 bodies below No. 1921	1
65660 H	Spare wheel lock cylinder (special)	1
66422 HA	Spare wheel lock body (special)	1
	(HE-6 bodies below No. 1751	1
	(HE-7 bodies below No. 1921	1
66836 HA	Spare wheel lock nut (special)	1
	(HE-6 bodies below No. 1751	1
	(HE-7 bodies below No. 1921	1
67893 H	Spare wheel lock nut (special)	1
	(HE-6 bodies No. 1751 and up	1
	(HE-7 bodies No. 1921 and up	1
67894 H	Spare wheel lock body (special)	1
	(HE-6 bodies No. 1751 and up	1
	(HE-7 bodies No. 1921 and up	1
67902 H	Spare tire valve adapter	1
	(trucks D-2-9539 and up)	1
67914 HX	Spare wheel cover	1
	(HE-6 bodies No. 1751 and up	1
	(HE-7 bodies No. 1921 and up	1
69967 H	Spare wheel mounting nut	3
	(HE-6 bodies No. 1751 and up	3
	(HE-7 bodies No. 1921 and up	3
1404 Y	Spare tire valve rubber bushing	1
	(trucks D-2-9539 and up)	1
DOME LAMP, CABLES AND CONNECTIONS		
22187 H	Dome lamp cable loom (lighting switch to switch) (10" long)	1
25956 H	Dome lamp bulb (6-8 volt) (15 C.P.) (single filament)	1
49123 H	Dome lamp switch hex. nut, $\frac{1}{2}$ "-32	1
49124 H	Dome lamp switch knurled nut, $\frac{1}{2}$ "-32	1
63166 H	Dome lamp cable clip	5
66010 H	Dome lamp assembly	1

I H C Part No.	DESCRIPTION	No. Used
PANEL BODY AND "V" TYPE COWL—Continued		
DOME LAMP, CABLES AND CONNECTIONS—Continued		
66011 HX	Dome lamp switch assembly.....	1
66512 H	Dome lamp cable (switch to lamp) (113' W.B.).....	1
66629 H	Dome lamp cable loom (switch to lamp).....	1
66671 H	Dome lamp cable (switch to lamp) (125' W.B.).....	1
68618 H	Dome lamp cable loom (lighting switch to switch) (30' long).....	1
71908 HX	Dome lamp cable (lighting switch to switch).....	1
STOP AND TAIL LAMP CONNECTIONS		
24961 H	Tail lamp extension cable conduit.....	2
49185 H	Tail lamp extension cable rubber bushing.....	1
66417 HX	Tail lamp bracket (for red stop lamp).....	1
66590 H	Tail lamp ground cable with conduit.....	1
66627 H	Tail lamp extension cable.....	1
68643 H	Tail lamp bracket (for orange stop lamp).....	1
41350 V	Tail lamp cable clip.....	1
REAR VIEW MIRROR		
50003 HB	Rear view mirror (optional with 72494 H).....	1
64796 H	Rear view mirror bracket.....	1
67693 H	Rear view mirror bracket pin (on door hinge).....	1
72494 H	Rear view mirror (optional with 50003 HB).....	1
Standard Parts		
	Step bolt, 3/4"-13 N.C. x 3 3/4", body rear mounting.....	4
	Step bolt, 1/2"-13 N.C. x 4", body center mounting (125' W.B.).....	2
	Slotted screw, No. 6-32 N.C. x 1/2", dome lamp.....	4
	Slotted screw, No. 8-32 N.C. x 1/2", rear door outside handle.....	1
	Slotted screw, No. 10-32 N.F. x 1/2", front and rear door contract member.....	8
	Slotted screw, No. 10-32 N.F. x 1/2", front door take-up member sill plate.....	4
	Slotted screw, No. 10-32 N.F. x 5/8", rear door lock.....	16
	Slotted screw, No. 12-24 N.C. x 3/8", front door lock and remote control assembly.....	12
	Slotted screw, No. 12-24 N.C. x 1/2", glove box door latch catch.....	1
	Slotted screw, No. 12-24 N.C. x 1/2", cowl ventilator handle.....	2
	Slotted screw, No. 12-24 N.C. x 1/2", tool box.....	5
	Slotted screw, No. 12-28 N.F. x 3/8", front door take-up member.....	4
	Slotted screw, No. 12-28 N.F. x 1/2", rear door take-up member.....	4
	Slotted screw, 3/4"-28 N.F. x 3/8", rear view mirror bracket.....	1
	Slotted screw, 3/4"-20 N.C. x 3/8", front door glass regulator.....	8
	Slotted screw, 3/4"-28 N.F. x 1/2", rear door check.....	10
	Slotted screw, 3/4"-28 N.F. x 5/8", front door lock striker plate.....	4
	Slotted screw, 5/8"-24 N.F. x 1/2", rear door hinge to door.....	8
	Slotted screw, 5/8"-24 N.F. x 5/8", front door hinge.....	24
	Slotted screw, 5/8"-24 N.F. x 1", rear door hinge to body.....	8
	Capscrew, 1/4"-28 N.F. x 1/2", tail lamp bracket.....	3
Q 1783	Capscrew, 5/16"-18 N.C. x 2 3/4", driver and auxiliary seat front support bracket.....	8
Q 1790	Capscrew, 3/8"-24 N.F. x 3/4", instrument panel to dash brace.....	2
Q 1799	Capscrew, 3/8"-24 N.F. x 3/4", body front mounting bracket.....	2
Q 1799	Capscrew, 1/2"-20 N.F. x 2 3/4", body front mounting.....	2
Q 4034	Hex. nut, No. 6-32 N.C. dome lamp screw.....	4

IHC Part No.	DESCRIPTION	No. Used
PANEL BODY AND "V" TYPE COWL—Continued		
Standard Parts		
	Hex. nut, No. 10-32 N.F., front door take-up member sill plate screw	4
	Hex. nut, No. 12-24 N.C., glove box door latch catch screw	1
	Hex. nut, No. 12-24 N.C., cowl ventilator handle screw	2
	Hex. nut, 3/4"-20 N.C., red light reflector	1
	Hex. nut, 3/4"-28 N.F., rear view mirror to bracket	1
	Hex. nut, 3/8"-18 N.C., driver and auxiliary seat front support bracket capscREW	8
	Hex. nut, 3/8"-24 N.F., instrument panel to dash brace capscREW	2
	Hex. nut, 1/2"-20 N.F., body front mounting capscREW	2
	Hex. nut, 1/2"-13 N.C., body rear and center mounting capscREW	6
	Hex. nut, 1/2"-20 N.F., spare wheel cover	1
	Lockwasher, No. 4, glove box door moulding	1
	Lockwasher, No. 4, instrument panel center moulding	4
	Lockwasher, No. 6, dome lamp screw	6
	Lockwasher, No. 10, front door take-up member sill plate screw	4
	Lockwasher, No. 12, glove box door latch catch screw	1
	Lockwasher, No. 12, front door lock and remote control assembly screw	12
	Lockwasher, No. 12, rear door take-up member screw	4
	Lockwasher, No. 12, cowl ventilator handle screw	2
	Lockwasher, No. 12, tool box screw	5
	Lockwasher, 3/4", rear view mirror to bracket	1
	Lockwasher, 3/4", rear view mirror bracket screw	1
	Lockwasher, 3/4", front door glass regulator screw	1
	Lockwasher, 3/4", red light reflector	8
	Lockwasher, 3/4", rear door check screw	1
	Lockwasher, 3/4", tail lamp bracket screw	10
	Lockwasher, 3/8", driver and auxiliary seat front support bracket capscREW	3
	Lockwasher, 3/8", instrument panel to dash brace capscREW	8
	Lockwasher, 1/2", body front mounting capscREW	2
	Lockwasher, 1/2", square wheel cover	2
	Lockwasher, 3/2", body rear and center mounting capscREW	1
	Lockwasher, 3/2", body rear and center mounting capscREW	1
Q 391	Plain washer, 3/2" I.D. x 3/2", O.D., cowl ventilator hinge pin	6
Q 1511	Plain washer, 1 1/2" I.D. x 1" O.D., body front mounting capscREW	2
Q 1520	Plain washer, 1 1/2" I.D. x 1" O.D., body rear and center mounting capscREW	2
	Rivet, 3/8" x 1", body rear mounting bracket	6
	Cotter pin, 1/8" x 1 1/2", cowl ventilator hinge pin	8
	Cotter pin, 3/16" x 3/4", driver and auxiliary seat front support bracket pin	2
		4

MILK DELIVERY BODY (Special)

(For Ventilator, see page 154)

I H C Part No.	DESCRIPTION	No. Used
72511 H	Body, complete (IHC Model DM) (machine attachment)	1
34248 H	Front and rear door bumper (rubber)	4
35456 H	Rear door lock, left	1
47065 H	Dome lamp	1
48565 H	Rear door lock, right	1
57015 H	Body name plate	1
63808 HX	Rear fender assembly, right (not for 18" tires) (see 78365 H)	1
63809 HX	Rear fender assembly, left (not for 18" tires) (see 78366 H)	1
64046 H	Front door guide bracket, right	1
64047 H	Front door guide bracket, left	1
64063 H	Rear view mirror	1
64057 H	Front door inside handle	2
64062 H	Dome lamp bracket	1
66094 H	Body support frame bracket, center, right	1
66095 H	Body support frame bracket, center, left	1
66297 H	Body support frame bracket, rear, right	1
66298 H	Body support frame bracket, rear, left	1
67998 H	Body name plate screw	4
77970 H	Front door hinge	2
77971 H	Front door hinge	2
77972 H	Rear door hinge	6
77973 H	Front door track, right	1
77974 H	Front door track, left	1
77975 H	Front door lock assembly	1
77976 H	Front door outside handle	2
77977 H	Rear door outside handle	1
77978 H	Front door inside pull	2
77979 H	Front door keeper plate	2
77980 H	Rear door assembly, right	1
77981 H	Rear door assembly, left	1
77982 H	Front door, complete, right	1
77983 H	Front door, complete, left	1
77984 H	Right front door front section	1
77985 H	Right front door rear section	1
77986 H	Left front door front section	1
77987 H	Left front door rear section	1
77989 H	Rear bumper bracket	4
77990 H	Front door weather seal	4
77991 H	Front door weather seal retainer	16
77992 H	Front door glass retainer (rubber)	4
77993 H	Front windshield glass	1
77994 H	Front door glass	4
77995 H	Front quarter windshield glass	2
77996 H	Rear door glass	2
77997 H	Drivers seat, complete	1
78365 H	Rear fender assembly, right (for 18" tires)	1
78366 H	Rear fender assembly, left (for 18" tires)	1
Standard Parts		
	Capscrew, $\frac{5}{16}$ "-24 N.F. x 1", body support frame bracket	8
	Hex. nut, $\frac{5}{16}$ "-24 N.F., body support frame bracket capscrow	8
	Lockwasher, $\frac{5}{16}$ ", body support frame bracket capscrow	8

PICK-UP BODY (Special)

I H C Part No.	DESCRIPTION	No. Used
66076 HAY	Pick-up body assembly (113" W.B.) (machine attachment)	1
66077 HAY	Pick-up body assembly (125" W.B.) (machine attachment)	1
24961 H	Tail lamp extension cable connector	1
33926 H	Name plate	1
36077 HA	Tail gate chain hook	2
37010 H	Tail lamp extension cable	1
50417 H	Tail gate hinge pin	1
50423 HAX	Tail gate chain assembly	3
50424 H	Tail gate chain hose	2
50425 H	Tail gate chain link	2
58611 H	Spare tire carrier wheel bolt, $\frac{1}{2}$ "-20 N.F.	3
62110 H	Spare tire carrier adapter bolt, $\frac{1}{2}$ "-20 N.F. (for 5.50 x 19, 6.00 x 19 and 6.50 x 18 tires)	3
62119 HX	Tail lamp mounting bracket (trucks D-2-9939 and up) Spare tire carrier adapter (for 5.50 x 19, 6.00 x 19 and 6.50 x 18 tires) (Right Hand Drive)	1
65660 H	Spare tire carrier lock cylinder assembly (special) (trucks D-2-9939 and up)	1
66067 H	Tail gate assembly	1
66070 H	Tail gate hinge, body half	1
66071 HA	Spare tire carrier assembly	3
66297 H	Body mounting bracket, right	1
66298 H	Body mounting bracket, left	1
66422 HA	Spare tire carrier lock body (special) (trucks below D-2-...)	1
66836 HA	Spare tire carrier lock nut (special) (trucks below D-2-...)	1
67892 H	Spare tire carrier lock nut (special) (trucks D-2-... and up)	1
67894 H	Spare tire carrier lock body (special) (trucks D-2-... and up)	1
69957 H	Spare tire carrier wheel bolt nut (standard) (trucks D-2-... and up)	1
72328 H	Body mounting pad (6 used on 113" W.B.)	3
1629 Y	Tail lamp extension cable rubber bushing	8
2066 Y	Spare tire carrier wheel bolt nut (standard) (trucks below D-2-...)	1
	Standard Parts	3
Q 4000	Capscrew, $\frac{1}{4}$ "-20 N.C. x $\frac{3}{8}$ ", tail lamp mounting bracket (Right Hand Drive)	2
Q 1831	Capscrew, $\frac{1}{8}$ "-20 N.F. x $1\frac{3}{4}$ ", body mounting	4
Q 1833	Capscrew, $\frac{1}{8}$ "-20 N.F. x $1\frac{1}{2}$ ", body mounting (125" W.B.)	2
Q 1839	Capscrew, $\frac{1}{8}$ "-20 N.F. x $2\frac{3}{4}$ ", body mounting	2
	Hex. nut, $\frac{1}{8}$ "-20 N.F., body mounting capscrew (6 used on 113" W.B.)	8
	Hex. nut, $\frac{1}{2}$ "-20 N.F., spare tire carrier adapter bolt (for 5.50 x 19, 6.00 x 19 and 6.50 x 18 tires) (trucks D-2-9939 and up)	3
	Lockwasher, $\frac{1}{4}$ ", tail lamp mounting bracket capscrew (Right Hand Drive)	2
	Lockwasher, $\frac{1}{16}$ ", body mounting capscrew (6 used on 113" W.B.)	8
	Lockwasher, $\frac{1}{2}$ ", spare tire carrier adapter bolt (for 5.50 x 19, 6.00 x 19 and 6.50 x 18 tires) (trucks D-2-9939 and up)	3
Q 1511	Plain washer, $\frac{1}{16}$ " I.D. x 1" O.D., body mounting capscrew (8 used on 113" W.B.)	10
	Cotter pin, $\frac{1}{16}$ x $\frac{3}{4}$ ", tail gate hinge pin	3
	Rivet, $\frac{3}{16}$ x $\frac{3}{16}$ ", name plate	4
	Rivet, $\frac{1}{4}$ x $\frac{3}{4}$ ", tail gate hinge (body half)	4
	Rivet, $\frac{1}{4}$ x $\frac{3}{4}$ ", spare tire carrier	6
	Rivet, $\frac{3}{16}$ x 1", body mounting bracket	6

STAKE BODY (Special)

I H C Part No.	DESCRIPTION	No. Used
62217 H	Stake body, complete (I H C Model HEC-7) (machine attachment).....	1
67016 H	Name plate.....	1
62218 H	Body hold-down bracket.....	4
66297 H	Body rear mounting bracket, right.....	1
66298 H	Body rear mounting bracket, left.....	1
66693 H	Body front mounting bracket, right.....	1
66694 H	Body front mounting bracket, left.....	1
76924 H	Rear side section, right.....	1
76925 H	Rear side section, left.....	1
77030 H	Platform, complete.....	1
77032 HX	Platform side rail assembly, right.....	1
77033 HX	Platform side rail assembly, left.....	1
77037 HX	Platform rear end rail assembly.....	3
77039 H	Platform rear end rail stake pocket.....	10
77040 H	Floor skid strip.....	2
77042 H	Main sill rear cap.....	1
77043 H	Front end section assembly.....	1
77045 H	Stake (not center for front end section).....	13
77046 H	Window bar.....	4
77047 H	Panel corner catch, right.....	4
77048 H	Panel corner catch, left.....	4
77049 H	Panel center catch, right.....	2
77050 H	Panel center catch, left.....	2
77051 H	Front side section, right.....	1
77052 H	Front side section, left.....	1
81669 H	Rear end section.....	1
	Standard Parts	
Q 1773	Capscrew, $\frac{5}{16}$ "-24 N.F. x $\frac{3}{4}$ ", body mounting bracket to frame.....	6
Q 1775	Capscrew, $\frac{5}{16}$ "-24 N.F. x 1", body mounting bracket to frame.....	2
Q 1851	Capscrew, $\frac{3}{8}$ "-20 N.F. x $1\frac{3}{4}$ ", body hold-down bracket to mounting bracket.....	4
	Slotted screw, No. 12-24 N.C. x $1\frac{3}{4}$ ", floor skid strip.....	2
	Drive screw, No. 12 x $2\frac{3}{4}$ ", floor skid strip.....	57
	Lag screw, $\frac{3}{4}$ " x 2" (sq. hd.) main sill rear cap.....	4
	Carriage bolt, $\frac{3}{4}$ "-20 N.C. x $1\frac{3}{4}$ ", window bar.....	8
	Carriage bolt, $\frac{5}{8}$ "-18 N.C. x $1\frac{3}{4}$ ", side rail to floor.....	2
	Carriage bolt, $\frac{5}{8}$ "-18 N.C. x $2\frac{3}{4}$ ", platform rear end rail to bolster.....	6
	Carriage bolt, $\frac{5}{8}$ "-18 N.C. x $2\frac{3}{4}$ ", front end section center stake.....	5
	Carriage bolt, $\frac{3}{8}$ "-16 N.C. x $2\frac{3}{4}$ ", main sill rear cap.....	8
	Carriage bolt, $\frac{3}{8}$ "-16 N.C. x $2\frac{3}{4}$ ", body hold-down bracket to sill.....	8
	Carriage bolt, $\frac{3}{8}$ "-16 N.C. x $3\frac{1}{4}$ ", front end section assembly to platform.....	3
	Carriage bolt, $\frac{3}{8}$ "-16 N.C. x $4\frac{1}{2}$ ", frame side rail to bolster.....	8
	Carriage bolt, $\frac{3}{8}$ "-16 N.C. x 10 ", sub sill to main sill.....	8
	Carriage bolt, $\frac{3}{8}$ "-16 N.C. x 9", main sill to bolster.....	8
	Hex. nut, No. 12-24 N.C., floor skid strip screw.....	2
	Hex. nut, $\frac{3}{4}$ "-20 N.C., window bar bolt.....	8
	Hex. nut, $\frac{5}{8}$ "-18 N.C., platform rear end rail to bolster bolt.....	6

I H C Part No.	DESCRIPTION	No. Used
STAKE BODY—Continued		
Standard Parts		
	Hex. nut, $\frac{3}{8}$ "-18 N.C., side rail to floor bolt.....	2
	Hex. nut, $\frac{3}{8}$ "-18 N.C., front end section center stake bolt.....	5
	Hex. nut, $\frac{3}{8}$ "-24 N.F., body mounting bracket to frame capscrew.....	8
	Hex. nut, $\frac{3}{8}$ "-16 N.C., body hold-down bracket to sill bolt.....	8
	Hex. nut, $\frac{3}{8}$ "-16 N.C., sub sill to main sill bolt.....	8
	Hex. nut, $\frac{3}{8}$ "-16 N.C., frame side rail to bolster bolt.....	8
	Hex. nut, $\frac{3}{8}$ "-16 N.C., front end section assembly to platform bolt.....	3
	Hex. nut, $\frac{3}{8}$ "-16 N.C., main sill rear cap bolt.....	8
	Hex. nut, $\frac{1}{2}$ "-14 N.C., main sill to bolster bolt.....	8
	Hex. nut, $\frac{1}{2}$ "-20 N.F., body hold-down bracket to mounting bracket capscrew.....	4
	Lockwasher, No. 12, floor skid strip screw.....	2
	Lockwasher, $\frac{3}{4}$ ", window bar bolt.....	2
	Lockwasher, $\frac{5}{8}$ ", body mounting bracket to frame capscrew.....	8
	Lockwasher, $\frac{5}{8}$ ", platform rear end rail to bolster bolt.....	8
	Lockwasher, $\frac{5}{8}$ ", side rail to floor bolt.....	6
	Lockwasher, $\frac{5}{8}$ ", front end section center stake bolt.....	2
	Lockwasher, $\frac{3}{8}$ ", body hold-down bracket to sill bolt.....	5
	Lockwasher, $\frac{3}{8}$ ", sub sill to main sill bolt.....	8
	Lockwasher, $\frac{3}{8}$ ", frame side rail to bolster bolt.....	8
	Lockwasher, $\frac{3}{8}$ ", main sill rear capscrew.....	8
	Lockwasher, $\frac{3}{8}$ ", main sill rear cap bolt.....	4
	Lockwasher, $\frac{3}{8}$ ", front end section assembly to platform bolt.....	8
	Lockwasher, $\frac{3}{8}$ ", main sill to bolster bolt.....	3
	Lockwasher, $\frac{1}{2}$ ", body hold-down bracket to mounting bracket capscrew.....	8
Q 390	Plain washer, $\frac{3}{4}$ " I.D. x $\frac{3}{4}$ " O.D., floor skid strip screw.....	4
	Plain washer, $\frac{11}{16}$ " I.D. x $\frac{3}{4}$ " O.D., platform rear end rail to bolster bolt.....	2
Q 397	Plain washer, $\frac{11}{16}$ " I.D. x $\frac{3}{4}$ " O.D., side rail to floor bolt.....	6
	Plain washer, $\frac{11}{16}$ " I.D. x $\frac{3}{4}$ " O.D., front end section center stake bolt.....	2
Q 1511	Plain washer, $\frac{11}{16}$ " I.D. x 1" O.D., main sill to bolster bolt.....	5
	Plain washer, $\frac{11}{16}$ " I.D. x $\frac{3}{4}$ " O.D., sub sill to main sill bolt.....	8
Q 1597	Plain washer, $\frac{11}{16}$ " I.D. x $\frac{3}{4}$ " O.D., front end section assembly to platform bolt.....	8
	Plain washer, $\frac{11}{16}$ " I.D. x $\frac{3}{4}$ " O.D., main sill rear cap bolt.....	3
	Rivet, $\frac{1}{4}$ x $1\frac{1}{4}$ " (wagon box head) stakes and catches.....	8
	Rivet, $\frac{1}{4}$ x $\frac{3}{4}$ ", platform rear end rail stake pocket.....	153
		6
SIGN PANEL (Special)		
77045 H	Stake.....	4
77047 H	Panel corner catch, right.....	1
77048 H	Panel corner catch, left.....	1
77049 H	Panel center catch, right.....	1
77050 H	Panel center catch, left.....	1
77053 H	Sign panel section, right.....	1
77054 H	Sign panel section, left.....	1
77059 H	Sign panel.....	1
	Rivet, $\frac{1}{4}$ x $1\frac{1}{4}$ " (wagon box head) stakes and catches.....	2
		2
		36

I H C Part No.	DESCRIPTION	No. Used
STAKE BODY—Continued		
TAIL GATE ATTACHMENT		
72830 H	Tail gate hinge pin.....	2
72896 H	Tail gate hinge bracket.....	2
81663 HX	Tail gate with hinges and chain.....	1
81666 H	Tail gate hinge.....	2
81666 HX	Tail gate hinge assembly.....	2
81666 H	Tail gate hinge reinforcement.....	2
81667 H	Tail gate chain.....	1
81668 H	Rear end section channel, right.....	1
81669 H	Rear end section channel, left.....	1
Standard Parts		
	Slotted screw, $\frac{5}{16}$ "-18 N.C. x $1\frac{3}{4}$ ", tail gate chain.....	4
	Slotted screw, $\frac{5}{16}$ "-18 N.C. x 2", tail gate hinge mounting.....	8
	Slotted screw, $\frac{3}{8}$ "-16 N.C. x $2\frac{1}{2}$ ", tail gate mounting.....	2
	Carriage bolt, $\frac{5}{16}$ "-18 N.C. x $1\frac{3}{4}$ ", tail gate chain.....	2
	Carriage bolt, $\frac{3}{8}$ "-16 N.C. x $1\frac{1}{2}$ ", rear end section channel.....	12
	Carriage bolt, $\frac{3}{8}$ "-16 N.C. x $2\frac{1}{2}$ ", tail gate mounting.....	2
	Hex. nut, $\frac{5}{16}$ "-18 N.C., tail gate hinge mounting screw.....	8
	Hex. nut, $\frac{5}{16}$ "-18 N.C., tail gate chain screw.....	4
	Hex. nut, $\frac{5}{16}$ "-18 N.C., tail gate chain bolt.....	2
	Hex. nut, $\frac{3}{8}$ "-16 N.C., rear end section channel bolt.....	12
	Hex. nut, $\frac{3}{8}$ "-16 N.C., tail gate mounting bolt.....	2
	Hex. nut, $\frac{3}{8}$ "-16 N.C., tail gate mounting screw.....	2
	Lockwasher, $\frac{5}{16}$ ", tail gate hinge mounting screw.....	8
	Lockwasher, $\frac{5}{16}$ ", tail gate chain screw.....	4
	Lockwasher, $\frac{5}{16}$ ", tail gate chain bolt.....	2
	Lockwasher, $\frac{3}{8}$ ", rear end section channel bolt.....	12
	Lockwasher, $\frac{3}{8}$ ", tail gate mounting bolt.....	2
	Lockwasher, $\frac{3}{8}$ ", tail gate mounting screw.....	2
Q 1597	Plain washer, $\frac{13}{16}$ " I.D. x $\frac{3}{4}$ " O.D. tail gate mounting screw.....	2
	Cotter pin, $\frac{1}{8}$ x 1", tail gate hinge pin.....	2
SPARE TIRE CARRIER AND LOCK		
47168 H	Spare tire lock.....	1
62219 H	Spare tire carrier assembly.....	1
Q 4013	Capscrew, $\frac{5}{16}$ "-24 N.F. x $\frac{3}{8}$ ", tire carrier mounting.....	3
	Hex. nut, $\frac{5}{16}$ "-24 N.F., tire carrier mounting capscrew.....	3
	Lockwasher, $\frac{5}{16}$ ", tire carrier mounting capscrew.....	3

STATION WAGON BODY (Special)

(IHC Model HED)

I H C Part No.	DESCRIPTION	No. Used
72584 H	Station wagon body, complete (machine attachment). (Left Hand Drive)	1
76918 H	Station wagon body, complete (machine attachment). (Right Hand Drive)	1
24791 D	Sun visor mounting screw lockwasher, 3/16"	3
20858 H	Door lock inside handle screw (not for right rear door with curtain)	3
20915 H	Left center panel glass regulator handle screw (special)	3
24961 H	Rear quarter panel glass regulator handle screw (special)	1
37010 H	Tail lamp extension cable connector	2
41725 H	Tail lamp extension cable	1
50003 HB	Door lock inside handle (not for right rear door with curtain)	3
50605 H	Rear view mirror	3
57015 H	Door lock inside handle felt washer (not for right rear door with curtain)	1
57513 HA	Door glass regulator handle felt washer (not for right rear door with curtain)	3
57514 HA	Left center panel glass regulator handle felt washer (special)	3
62106 H	Rear quarter panel glass regulator handle felt washer (special)	1
62204 HY	Body name plate	2
62788 H	Right door lock and remote control assembly (not for rear door with curtain)	1
63778 HAX	Left door lock and remote control assembly	1
63783 HA	Dash insulator fastener	1
63787 H	Tail lamp ground cable	14
63801 H	Body front mounting bracket	2
63839 H	Cowl ventilator cover with deflector and hinge	2
63840 H	Cowl ventilator seal	1
63841 H	Cowl ventilator hinge pin	1
63871 HAX	Door lock striker plate	2
63872 HAX	Tail gate lock striker plate	3
63873 HAX	Windshield header opening cover plate, right for L.H. Drive and left for R.H. Drive	1
63885 HBX	Windshield header opening cover plate, left (Left Hand Drive)	1
64673 HA	Windshield header opening cover plate, right (Right Hand Drive)	1
64674 H	Glove box assembly (Left Hand Drive)	1
64674 H	Glove box assembly (Right Hand Drive)	1
64744 H	Glove box door with hinges and moulding	1
64745 H	Dash insulator, lower	1
64746 H	Dash insulator, upper	1
64747 H	Door upper contact member shim	3
64748 H	Door take-up member shim	3
64762 HA	Door take-up member sill plate	3
64769 H	Door take-up member assembly	3
64780 H	Door upper contact member	3
64780 H	Door glass regulator handle (not for right rear door with curtain)	3
64780 H	Left center panel glass regulator handle (special)	1
64780 H	Rear quarter panel glass regulator handle (special)	1
64780 H	Right door glass regulator (not for rear door with curtain)	2
64780 H	Left door glass regulator	2
64780 H	Left center panel glass regulator (special)	1

I H C Part No.	DESCRIPTION	No. Used
STATION WAGON BODY (I H C Model HED)—Continued		
64765 H	Right front door hinge, lower	1
64767 H	Right front door hinge, upper	1
64768 H	Left door hinge, lower	1
64795 H	Rear view mirror bracket (Right Hand Drive)	1
64796 H	Rear view mirror bracket (Left Hand Drive)	1
68306 H	Left door hinge, upper	1
66006 H	Glove box door latch catch	2
66006 H	Glove box door (rubber) bumper	1
66007 H	Glove box door bumper clip	2
66094 H	Body center mounting bracket, right	1
66095 H	Body center mounting bracket, left	1
66297 H	Body rear mounting bracket, right	1
66298 H	Body rear mounting bracket, left	1
66750 H	Glove box mounting screw nut	5
66760 H	Glove box mounting screw	9
66768 H	Cowl ventilator hinge pin spring	2
66820 HA	Sun visor arm assembly (for 67410 HA only)	1
66823 H	Sun visor mounting screw	3
66860 H	Glove box door moulding	2
66889 H	Instrument panel moulding, center, upper	1
66890 H	Instrument panel moulding, center, lower	1
67379 H	Windshield header opening cover plate screw, No. 8-32 N.C. x $\frac{1}{2}$ "	8
67390 H	Right door windlace	2
	Rear enclosure windlace (special)	1
67391 H	Left door windlace	1
67392 H	Right front door windlace retainer	1
67393 H	Left front door windlace retainer	1
67406 H	Glove box door moulding nut, No. 4-36 N.C.	4
	Instrument panel center moulding nut, No. 4-36 N.C.	6
67410 HA	Sun visor, complete with arm (also see 76528 H)	1
67412 HB	Door windlace retainer fastener (not for right rear door)	20
67417 H	Glove box door knob mounting screw, No. 6-32 N.C. x $\frac{1}{2}$ "	1
67418 H	Glove box door knob mounting screw lockwasher, No. 6	1
67421 H	Glove box door knob	1
67422 H	Glove box door knob retainer	1
67497 H	Body front mounting pad	2
	Door glass regulator handle screw lockwasher, $\frac{1}{4}$ " (not for right rear door with curtain)	3
67599 H	Left center panel glass regulator handle screw lockwasher (special)	1
	Rear quarter panel glass regulator handle screw lockwasher	2
67617 H	Cowl ventilator spring	1
67863 HA	Windshield corner drain hose connector	2
67864 H	Windshield corner drain hose	2
67866 HX	Cowl ventilator handle assembly	1
67867 HX	Cowl ventilator ratchet and bracket assembly	1
67915 H	Spare wheel carrier assembly	6
67947 H	Instrument panel center moulding plain washer, $\frac{1}{4}$ " I.D. x $\frac{1}{8}$ " O.D.	4
67998 H	Body name plate screw	3
69067 H	Spare wheel mounting nut	1
76528 H	Sun visor, complete with arm (optional with 67410 HA)	1
80339 H	Left front door assembly	1
80341 H	Left front door panel (masonite)	1
80343 H	Front door glass	2
80343 H	Front door glass channel, front	2

I H C Part No.	DESCRIPTION	No. Used
STATION WAGON BODY (I H C Model HED)—Continued		
80344 H	Front door glass channel, rear.....	2
80345 H	Left front door regulator and lock panel (masonite).....	1
80346 H	Left front door inside lower panel (masonite).....	1
80347 H	Front door glass regulator channel.....	2
80348 H	Front door glass weather seal.....	2
	Door rubber bumper.....	6
80349 H	Tail gate rubber bumper.....	2
	Rear enclosure rubber bumper (special).....	2
	Door rubber bumper retainer.....	6
80350 H	Tail gate rubber bumper retainer.....	2
	Rear enclosure rubber bumper retainer (special).....	2
80351 H	Door outside handle (non-locking type).....	3
	Tail gate outside handle (non-locking type).....	1
80352 H	Door outside handle (locking type) (special).....	3
	Tail gate outside handle (locking type) (special).....	1
80353 H	Door dovetail bumper, male half.....	3
80354 H	Door dovetail bumper, female half.....	3
80355 H	Door check strap.....	3
80356 H	Door check strap loop.....	6
80357 H	Door upper contact number plate.....	3
80358 H	Door windlace retainer binding strip (not for right rear door).....	2
80359 H	Right front door assembly.....	1
80360 H	Right front door panel (masonite).....	1
80361 H	Right front door regulator and lock panel (masonite).....	1
80362 H	Right front door inside lower panel (masonite).....	1
80363 H	Right rear door assembly.....	1
80365 H	Right rear door panel (masonite).....	1
80366 H	Right rear door glass (special).....	1
80367 H	Right rear door curtain (standard).....	1
80368 H	Right rear door glass channel, front and rear (special).....	2
80369 H	Right rear door glass channel, top (special).....	1
80370 H	Right rear door curtain channel.....	2
80371 H	Right rear door regulator and lock panel (masonite) (special).....	1
80372 H	Right rear door inside panel, lower (masonite) (special).....	1
80374 H	Right rear door lock (for door with curtain).....	1
80375 H	Right rear door glass regulator channel (special).....	1
80376 H	Right rear door glass weather seal (special).....	1
80377 H	Right rear door pull-to handle (for door with curtain).....	1
80378 H	Right rear door windlace binding strip (with curtain—standard).....	1
80379 H	Right rear door windlace binding strip (with glass—special).....	1
80380 H	Right rear door hinge.....	3
80381 H	Left center panel (masonite).....	1
80382 H	Left center panel glass (special).....	1
80383 H	Left center panel curtain assembly (standard).....	1
80384 H	Left center panel glass channel, side (special).....	1
80385 H	Left center panel glass channel, top (special).....	2
80386 H	Left center panel curtain channel (standard).....	2
80387 H	Left center panel glass regulator panel (special).....	1
80388 H	Left center panel inside lower panel (masonite) (for glass—special).....	1
80389 H	Left center panel glass regulator channel (special).....	1

I H C Part No.	DESCRIPTION	No. Used
STATION WAGON BODY (I H C Model HED)—Continued		
80390 H	Left center panel glass weather seal (special).....	1
80391 H	Rear quarter panel, top (masonite).....	2
80392 H	Rear quarter panel, lower (masonite).....	2
80393 H	Rear quarter panel glass (special).....	2
80394 H	Rear quarter panel curtain assembly (standard).....	2
80395 H	Rear quarter panel glass channel, side (special).....	4
80396 H	Rear quarter panel glass channel, top (special).....	2
	Rear quarter panel curtain channel, rear (standard).....	2
	Rear quarter panel curtain channel, front (standard).....	2
80398 H	Rear quarter panel glass regulator (special).....	2
80400 H	Rear quarter panel glass regulator board (special).....	2
80401 H	Rear quarter panel glass regulator channel (special).....	2
80402 H	Rear quarter panel glass weather seal (special).....	2
80404 H	Tail gate panel (masonite).....	1
80405 H	Tail gate cover panel (metal).....	1
80406 H	Tail gate lock.....	1
80407 H	Tail gate chain.....	2
80408 H	Tail gate chain open link.....	4
80409 H	Tail gate chain eye-bolt (at body) (with curtain—standard).....	2
80410 H	Tail gate chain eye-bolt (at body) (with glass—special).....	2
80411 H	Tail gate chain eye-bolt (at tail gate).....	2
80412 H	Tail gate chain eye-bolt plate (at body).....	2
80413 H	Tail gate chain eye-bolt plate (at tail gate).....	2
80414 H	Tail gate hinge.....	2
80415 H	Tail gate hinge plate.....	1
80416 H	Tail gate chain cover.....	1
80417 H	Rear curtain assembly (standard).....	2
80418 H	Rear curtain fastener post, long (on body).....	2
80419 H	Rear curtain fastener post, short (on body).....	9
80420 H	Rear curtain fastener socket (in curtain).....	13
80422 H	Rear enclosure panel (masonite) (special).....	1
80423 H	Rear enclosure glass (special).....	2
80424 H	Rear enclosure glass weather seal (special).....	1
80425 H	Rear enclosure glass outside moulding (special).....	2
80426 H	Rear enclosure glass inside moulding (special).....	2
80427 H	Rear enclosure hinge (special).....	2
80428 H	Rear enclosure elevating arm assembly, right (special).....	1
80429 H	Rear enclosure elevating arm assembly, left (special).....	1
80430 H	Rear enclosure rubber bumper retainer strip (special).....	2
80431 H	Rear enclosure catch (special).....	2
80432 H	Right rear door curtain retaining strip.....	2
80433 H	Curtaining retaining strip (front and rear for right rear quarter panel, left rear for left rear quarter panel and front for left center panel).....	4
80434 H	Curtain guide strip (rear of left center panel and front of left rear quarter panel).....	1
80435 H	Dome lamp assembly.....	1
80436 H	Front seat cushion assembly.....	1
80437 H	Front seat back cushion assembly.....	1
80438 H	Center seat cushion assembly.....	1
80439 H	Center seat back cushion assembly.....	1
80440 H	Center seat cushion and back frame assembly.....	1
80441 H	Back seat cushion assembly.....	1
80442 H	Back seat back cushion assembly.....	1
80443 H	Back seat cushion and back frame assembly.....	1

I H C Part No.	DESCRIPTION	No. Used
STATION WAGON BODY (I H C Model HED)—Continued		
80444 H	Center seat front leg.....	2
80445 H	Center seat rear leg.....	2
80446 H	Rear seat front leg.....	2
80447 H	Rear seat rear leg.....	2
80448 H	Front trim panel.....	1
80451 H	Wheel housing cover plate, right.....	1
80452 H	Wheel housing cover plate, right.....	1
80453 H	Roof to body curved brace.....	6
80454 H	Wheel housing front bracket, right.....	1
80455 H	Wheel housing front bracket, left.....	1
80456 H	Wheel housing rear bracket, right.....	1
80457 H	Wheel housing rear bracket, left.....	1
80458 H	Front seat retaining hook.....	2
80459 H	Front seat retaining hook plate.....	2
80460 H	Front seat back stop.....	2
80461 H	Cowl to body attaching plate.....	2
80462 H	Rear post brace.....	2
80465 H	Front seat box hold-down bracket.....	2
80466 H	Front post brace.....	2
80467 H	Rear bumper extension bracket.....	2
80468 H	Seat frame brace.....	4
80469 H	Side drip moulding.....	2
80470 H	Rear drip moulding.....	1
80473 H	Body rear apron.....	1
80474 H	Body rear apron brace.....	2
81150 H	Tail gate assembly.....	1
52936 V	Door hinge to hinge pillar screw lockwasher, $\frac{5}{16}$ ".....	12
53973 V	Door lock inside handle screw lockwasher (not for right rear door with curtain).....	3
Standard Parts		
	Slotted screw, No. 10-32 N.F. x $\frac{1}{2}$ ", door take-up member sill plate.....	6
	Slotted screw, No. 12-24 N.C. x $\frac{3}{8}$ ", cowl ventilator handle.....	2
	Slotted screw, No. 12-24 N.C. x $\frac{3}{8}$ ", glove box door latch catch.....	1
	Slotted screw, $\frac{1}{4}$ "-28 N.F. x $\frac{3}{4}$ ", rear view mirror bracket.....	1
	Slotted screw, $\frac{5}{16}$ "-24 N.F. x $\frac{3}{8}$ ", door hinge to hinge pillar.....	12
Q 1775	Capscrew, $\frac{5}{16}$ "-24 N.F. x 1", body center and rear mounting bracket.....	8
Q 1801	Capscrew, $\frac{3}{8}$ "-24 N.F. x 1", body front mounting bracket.....	2
	Hex. nut, No. 12-24 N.C., cowl ventilator header screw.....	2
	Hex. nut, No. 1224 N.C., glove box door latch catch screw.....	1
	Hex. nut, $\frac{1}{4}$ "-28 N.F., rear view mirror to bracket.....	1
	Hex. nut, $\frac{5}{16}$ "-24 N.F., body center and rear mounting bracket capscrew.....	8
	Hex. nut, $\frac{3}{8}$ "-24 N.F., body front mounting capscrew.....	2
	Lockwasher, No. 4, instrument panel moulding and glove box door moulding nut.....	10
	Lockwasher, No. 12, cowl ventilator handle screw.....	2
	Lockwasher, No. 12, glove box door latch catch screw.....	1
	Lockwasher, $\frac{1}{4}$ ", rear view mirror to bracket.....	1
	Lockwasher, $\frac{1}{4}$ ", rear view mirror bracket screw.....	1
	Lockwasher, $\frac{5}{16}$ ", body center and rear mounting bracket capscrew.....	8
	Lockwasher, $\frac{3}{8}$ ", body front mounting capscrew.....	2
Q 391	Plain washer, $\frac{5}{16}$ " I.D. x $\frac{3}{8}$ " O.D., cowl ventilator hinge pin.....	2
	Rivet, $\frac{3}{8}$ " x $\frac{3}{4}$ ", body front mounting bracket.....	2
	Cotter pin, $\frac{1}{8}$ " x $\frac{1}{2}$ ", cowl ventilator hinge pin.....	2

"STORDOR" BODY

I H C Part No.	Mfr's No.	DESCRIPTION	No. Used
24321 D	IC-504	Door lock, right side	1
66108 H		Running board bracket, front	2
66109 H		Running board bracket, rear	2
78719 H	IC-34	Pedestal seat	1
78720 H		Windshield wiper assembly (less arm and blade)	1
78720 HX	IC-520	Windshield wiper assembly, complete	1
78723 H	IC-532	Rear view mirror assembly	1
78724 H	IC-454	Rear door assembly, curb side	1
78725 H	IC-432	Sliding door assembly, left side	1
78726 H	IC-426	Sliding door assembly, right side	1
78727 H	IC-502	Left door window regulator	1
78728 H	IC-503	Left door window glass grip	1
78729 H	IC-505	Door lock, left side	1
78731 H	IC-506	Door lock, rear door	1
78732 H	IC-507	Door holder case and hook	1
78733 H	IC-508	Rear door hinge	3
78734 H	IC-510	Locking handle, right side door	1
78735 H	IC-511	Plain handle, left side door	1
78736 H	IC-512	Locking handle, rear door	1
78737 H	IC-513	Door handle, inside	2
78738 H	IC-650	Windshield glass	2
78739 H	IC-651	Side window glass	2
78740 H	IC-652	Door glass, right side	1
78741 H	IC-653	Door glass, left side	1
78742 H	IC-654	Rear door glass	1
80097 H	IC-85	Sliding door channel	2
80098 H	IC-171	Sliding door hanger	4
80099 H	IC-376	Sliding door track, left	1
80100 H	IC-377	Sliding door track, right	1
80101 H	IC-378	Sliding door lower guide	2
80102 H	I-166	Engine hood	1
80106 H	IC-685	Engine hood catch	1
80108 H	M-230	Body side channel guard rail	2
80110 H	IC-525	Radiator grille	1
80110 HX	IC-124A	Radiator grille assembly	1
80111 H	IC-526R	Radiator grille moulding, right	1
80112 H	IC-526L	Radiator grille moulding, left	1
80113 H	IC-616	Body ventilator assembly	1
80114 H	IC-689	Body ventilator louvre	1
80148 H		Rear view mirror	1
80150 H		Rear view mirror half bracket	2
80150 HX		Rear view mirror bracket assembly	1
80151 H		Rear view mirror bracket screw	2
80152 H		Rear view mirror bracket screw nut	2
80153 H		Rear view mirror auxiliary bracket	1
80164 H	IC-862R	Wheelhouse cover, right	1
80165 H	IC-862L	Wheelhouse cover, left	1

for
Complete
see
78723 H

I H C Part No.	Mfr's No.	DESCRIPTION	No. Used
		"STORDOR" BODY—Continued	
		OPTIONAL DOORS	
80109 H	IC-455	Rear center door	1
80115 H	IC-456	Rear double door, left	1
80116 H	IC-457	Rear double door, right	1
80117 H	IC-509	Rear double door hinge	6
80118 H	IC-655	Rear double door glass	2
80119 H	IC-514	Rear double door latch	1
		DOME LAMP	
78721 H	IC-530	Dome lamp	1
78722 HX		Dome lamp switch, complete with cable	1

Following Special Parts are used with "Stordor" Body:— Page

Brake pedal and connections	128
Bumpers (front and rear)	142
Cables (wiring)	58
Carburetor vacuum line	38
Clutch control	84
Frame angles (front chassis)	150
Hand brake lever and connections	128, 129
Horn button and connections	135
License plate bracket (front)	152
Oil filler cap and gauge assembly	9
Radiator core support	29
Starting switch	53
Speedometer cables	95
Steering gear and drag link	134, 135
Throttle and accelerator	34

Numerical Index

I H C Part No.	Page	I H C Part No.	Page	I H C Part No.	Page	I H C Part No.	Page	
A	2766 A	111	18368 D	75	30572 D	37, 39	36508 D	38
			18372 D	73	30573 D	37	36509 D	38
			18942 D	144, 145	30574 D	37, 39	36548 D	38
			19305 D	85, 128	30575 D	37, 39	36615 D	38
			19306 D	85, 128	30577 D	37, 39	36863 D	38
			21207 D	37, 39	30578 D	37, 39	37143 D	5
			22866 D	37, 39	30579 D	37, 39	37283 D	39
			23335 D	39	30580 D	37, 39	37284 D	39
			23512 D	40, 43	30588 D	37, 39	38032 D	38
			23518 D	40, 43	30593 D	37, 39	39196 D	39
C	1266 C	62	23620 D	45	30594 D	37, 39	39675 D	45
			23521 D	45	30611 D	37, 39	39676 D	45
			23522 D	45	30612 D	37, 39	39796 D	45
			23525 D	40, 43	31140 D	37	39798 D	45
			23526 D	40, 43	31160 D	45	39799 D	45
			23529 D	45	31847 D	37, 39	39840 D	39
			23530 D	45	32141 D	40, 43	39854 D	39
			23532 D	45	33438 D	43, 45	40475 D	40
			23533 D	45	35262 D	37	40476 D	40
			23534 D	45	35263 D	37	40477 D	40
D	2870 D 2870 DA 12428 D 12430 D 12431 D 12433 D 12434 D 12435 D 12453 D 12455 D 12456 D 12459 D 12460 D 12795 D 12958 D 13021 D 13056 DA 13090 D 13231 D 13299 DA 13305 DA 13423 D 13565 D 13738 D 13764 D 13769 D 13806 D 14186 DA 16825 D 17070 D 18352 D	18 111 37 37 37 37, 39 37, 39 39 39 39 39 37, 39 39 37 37 67, 85 85, 105, 153 105 17 111 111 111 111 53, 67 37, 39 37, 39 39 127 85, 105, 111 39 57 71	23535 D	45	35267 D	37, 39	40478 D	40
			23536 D	40, 43	35269 D	37	40479 D	40
			23538 D	45	35270 D	37	40480 D	40
			23539 D	45	35503 D	37	40481 D	40
			23541 D	45	35505 D	39	40482 D	40
			23545 D	40	35506 D	37	40483 D	40
			23545 D	43	35507 D	37, 39	40484 D	40
			23547 D	40, 43	35508 D	37, 39	40485 D	40
			23551 D	45	35509 D	39	40486 D	50
			23554 D	40, 43	35514 D	37, 39	40487 D	40
23974 D	37	35515 D	38	40488 D	40			
24321 D	189	35527 D	38	40489 D	40			
24668 D	37, 39	35827 DA	38	40490 D	40			
24790 D	51, 53, 55, 81	35828 D	39	40491 D	40			
		35830 D	38					
		24791 D	159, 168	35831 D	38			
		25451 D	40, 43	35832 D	38			
		25482 D	40, 43	35833 D	38			
		25584 D	45	35835 D	38, 39			
		25586 D	45	35840 D	38, 39	1327 E	152	
		25588 D	45	35841 DA	38	1696 E	152	
		26095 D	40, 43	35842 D	39			
		26964 D	40, 43	36348 D	45			
		26966 D	40, 43	36350 D	45			
		27050 DB	153	36351 D	45			
		27080 D	66	36386 D	38			
		27311 D	18	36389 D	38			
		29879 D	39	36473 D	38			
		29888 D	37, 39	36507 DA	38			

I H C Part No.	Page	I H C Part No.	Page	I H C Part No.	Page	I H C Part No.	Page
		26836 H	92, 96	29132 HA	96	39624 HA	40, 43
		26863 H	95	29281 H	58	41146 H	167
		26886 HX	149	29582 H	88	41159 H	99
		26893 H	92	29583 H	147	41229 H	73, 75
HA 59603	138, 153	26906 H	95, 96	29584 H	29, 139	41241 H	68
1563 H	8	27009 H	92	29584 H	146	41248 H	99
3405 H	9	27068 HA	92	29774 HA	83	41249 HAX	99
5727 H	23	27069 H	92	29890 H	57	41254 HX	99
6468 H	111	27071 H	92	30700 H	57	41256 H	99
6569 H	46	27073 H	92	30956 H	168, 173	41257 H	99
7494 H	69, 75, 77	27074 H	92	30981 H	14	41266 HB	9
8373 H	152	27075 HAX	92	33601 H	165, 167	41300 HA	9
9109 H	46	27076 H	92	33603 H	165, 167	41351 H	138
9121 H	95	27077 H	92	33620 HB	167	41353 HX	137
13921 H	13	27079 H	92	33710 H	93	41573 H	138
14747 H	92	27080 H	92	33926 H	168, 173,	41574 H	138
15048 H	128	27082 H	92		180	41584 HA	99
16780 H	88, 92	27083 H	92	34045 HA	152	41603 H	138
18042 H	57	27086 H	92	34248 H	179	41604 H	137, 138
18088 H	46	27086 H	92	34263 HA	18	41605 H	137
19467 H	20	27087 H	92	34616 H	57	41606 H	137
20858 H	184	27088 H	92	35224 H	93	41607 H	138
20915 H	168, 173,	27089 H	92	35456 H	179	41608 H	138
	184	27090 H	92	35077 HA	180	41612 HA	52, 60
21209 H	53	27091 H	92	36107 H	152	41726 H	184
21336 H	54, 111	27093 H	92	36563 H	93	41816 H	27
21628 H	149	27096 H	92	36614 HA	54	41823 H	27
22187 H	176	27098 H	92	36942 H	33	41971 H	9
22307 H	125	27104 H	92	37010 H	184	41980 H	18
22324 H	107, 113	27105 H	92	37314 H	46, 51, 54	41991 H	18
23074 H	88, 92	27107 H	92	37321 H	54	42016 HA	88
23079 H	92	27108 H	92	37536 H	54	42017 H	88
23092 H	92	27110 H	92	37564 H	19, 131	42018 H	88
23172 H	92	27111 H	92	37568 HA	69, 73	42038 H	121
23878 H	71	27112 H	92	37639 H	33	42039 H	121
24151 H	29	27116 H	92	37684 H	27	42040 H	121
24187 H	73, 75	27118 H	92	37761 H	54	42041 H	121
24961 H	177, 180,	27119 HA	92	37762 H	54	42049 H	121
	184	27120 HA	92	37795 H	54	42098 H	112
25575 H	128	27121 HA	92	38562 H	99, 102	42099 H	112
25768 H	77	27122 H	92	38564 H	99, 102	42101 H	5
25792 HX	58	27126 HX	93	38567 HX	102	42128 H	5
25955 H	69, 75,	27132 HA	93	38568 HAX	102	42200 HB	33
	171, 176	27569 H	121	38569 H	102	42274 H	29, 139
26058 H	77	27594 HX	55	38572 H	102	42294 HF	13
26059 H	77	27639 H	57, 77	38573 H	102	42295 HF	13
26068 H	77	27640 H	57, 79, 81,	38575 HA	99, 102	42372 HX	73, 152
26069 H	77		165, 167	38579 HA	102	42685 HA	46
26070 H	77	27641 H	57	39086 H	5	42960 H	173
26120 H	142	27688 H	54	39114 H	19	42969 H	23
26375 H	57	27746 H	57	39143 H	29	43067 H	29, 173
26376 H	57	27761 H	57	39163 H	19	43068 H	112
26463 HX	57	27857 H	159	39205 H	46	43260 HA	102
26454 H	57	28490 H	58, 165	39556 H	167	43261 HA	102
26739 H	57					43262 HAX	102

IHC Part No.	Page	IHC Part No.	Page	IHC Part No.	Page	IHC Part No.	Page
43265 HX	137	47576 H	68	49185 H	177	60903 H	11
43621 H	52	47895 H	51	49661 H	108, 115	60905 H	11
43622 H	52	48002 H	75	49666 H	107, 113	60906 H	11
43623 H	52	48003 H	75	49671 H	73, 75	60907 H	11
43625 H	52	48003 HX	75	50003 HB	172, 177	60908 H	11
43626 H	52	48004 H	75	50004 H	73	61003 H	73, 75
43627 HA	52	48005 H	75	60033 H	47	61062 HB	13
43647 HX	9	48006 H	75	50083 H	88, 95	61065 HB	13
43772 HE	83	48007 H	75	60091 HB	167	61068 HB	13
43893 H	142	48008 H	75	50201 HA	167	61074 HE	11
43919 HBX	83	48009 HY	75	60202 H	165, 167	61117 H	165, 167
44224 H	8	48019 H	75	50212 H	53, 67	61118 H	165, 167
44265 HA	8	48020 H	75	60260 H	17	61119 H	165, 167
44280 H	52	48021 H	75	50273 HB	13	61120 H	165, 167
44281 H	52	48022 H	75	60276 HB	13	61122 H	165, 167
44282 H	52	48060 H	17	50279 HB	13	61125 H	165, 167
44483 HX	68	48061 H	17	60280 HA	17	61128 H	165, 167
44673 H	143, 144	48062 H	17	50281 H	17	61130 H	167
44675 H	143	48063 H	17	60286 H	29	61131 H	165, 167
44677 H	142	48064 H	17	60292 H	11, 12	61132 H	165, 167
44678 H	142	48065 H	17	60326 H	148	61133 H	167
45026 H	58, 79	48066 H	17	60331 H	29	61133 HX	167
45027 H	58	48067 H	17	60332 H	139, 173	61136 HX	165, 167
45090 H	18	48090 H	125	60334 H	71	61136 H	165, 167
45106 HA	119	48110 H	125	60337 H	29	61137 H	167
45457 H	83	48116 H	95, 96	60338 H	29	61139 H	165, 167
45467 HBX	83	48121 H	115	60339 H	29	61142 H	165, 167
45468 H	83	48122 H	115	50417 H	180	61143 H	165, 167
45469 HE	83, 84	48123 H	115, 125	50423 HAX	180	61144 H	165
45464 HB	83, 84	48150 HA	125	50424 H	180	61145 H	167
45466 H	54	48156 H	125	50425 H	180	61146 H	167
45467 H	54	48158 H	125	50443 H	131, 134	61148 HCV	165, 167
45993 H	173	48164 H	73, 75	50448 H	131	61149 HC	165, 167
46038 H	131	48166 H	127	50495 HX	73	61150 HAX	165, 167
46074 H	57	48167 H	127	50600 H	73	61151 HX	165, 167
46279 H	85	48168 H	115	60600 HX	73	61174 H	165, 167
46364 H	41	48181 H	125	50601 H	73	61399 H	58
46407 H	75, 152	48183 H	125	50602 H	73	61604 H	168
46410 H	75	48243 H	159	60603 H	73	61586 H	23
46464 H	131, 134	48665 H	179	60604 H	73	61603 HX	88
46628 HA	54	48602 H	112	50630 H	73	61604 H	88
46801 H	138	48603 H	112	50639 H	71	61605 H	88
46893 H	55, 77	48635 HB	111	50677 HB	128	61606 HX	88
46894 H	57, 79	48636 H	125	50680 HDX	128	61608 H	88
46932 HY	79	48638 H	127	50686 H	99	61609 H	88
46934 HY	79	48639 H	125	60606 H	168, 173	61610 HX	88
46970 H	54, 68	48653 H	125	50627 H	143, 144	61612 H	88
46971 H	54	48655 HC	121	50679 H	142	61613 HX	88
47061 H	105	48656 HC	122	50680 H	142	61615 H	88
47065 H	179	48716 H	46, 51	50681 H	142	61616 HA	88
47104 H	138	48819 H	108, 125	50683 H	142	61617 H	88
47158 H	183	48838 H	58	50784 H	128	61618 H	88
47176 H	157	49058 H	107, 113	50873 H	173	61619 H	88
47177 H	157	49123 H	176	50884 H	173	61620 H	88
47380 H	159	49124 H	176	60884 HX	173	61621 H	88

I H C Part No.	Page	I H C Part No.	Page	I H C Part No.	Page	I H C Part No.	Page
51624 H	88	54381 H	119	57543 H	139, 168	60615 H	52
51624 HBX	88	54382 HA	119	57710 HX	152	60616 H	52
51625 H	88	54390 HA	5	57711 H	152	60670 H	176
51627 H	88	54485 H	119	57828 H	52	60826 H	14
51628 H	88	54486 H	119	57922 H	152	60826 HX	14
51629 HX	88	54487 H	119	58063 H	157	60827 H	53, 66
51632 H	88	54488 H	119	58162 HA	27	60832 HX	11
51633 HX	88	54677 H	132, 135	58444 HA	112	60836 H	5
51635 H	88	54679 H	132, 135	58446 HA	112	60837 H	18
51636 H	88	54680 HA	132, 135	58486 H	128	60844 H	15
51637 H	88	54681 HA	132, 135	58487 H	128	60846 H	18
51638 H	88	54683 H	132, 135	58696 H	152	60848 HX	20
51661 H	107, 113	54686 HB	132, 135	58699 HX	152	60923 H	54
51902 H	108, 115	54698 H	122	58611 H	119, 180	61151 H	93
51905 H	108, 115	54699 H	122	58616 HA	18	61190 H	52
51911 H	127	54908 H	14	58636 H	122	61196 H	52
51919 H	67	56692 HY	55	58901 H	112	61340 H	52
51920 H	67	56241 H	68	58902 H	112	61341 H	52
52043 HX	127	56242 H	68	59162 H	128	61453 H	18
52048 H	127	56243 H	68	59222 H	119	61607 H	109
52201 HX	108	56276 H	53, 65	59299 H	132, 135	61607 HX	105
52275 H	33, 149	56285 H	111	59327 H	116	61608 H	109
52718 HX	99	56303 H	168	59389 HAX	107, 113	61608 HX	105
52719 HX	99	56447 H	77	59390 H	107, 113	61609 H	109
52745 HX	102	56448 H	77	59390 HX	107, 113	61609 HX	105
52895 H	111	56450 H	77	59391 H	107, 113	61610 H	109
52896 H	116	56462 H	77	59394 H	107, 113	61610 HX	105
52896 HX	111	56463 H	77	59396 H	107, 113	61611 H	105
52897 H	111	56464 H	77	59397 H	107, 113	61612 HX	105
52898 H	111	56469 H	77	59400 H	52	61614 H	122
52899 H	111	56679 HA	122	59417 H	107, 113	61616 H	109
52900 H	122	56729 H	13	59445 H	116	61616 HX	107
52903 H	122	56730 H	13	59447 HA	107, 113	61616 H	109
52918 H	143, 144	56731 H	13	59447 HBX	107, 113	61616 HX	107
52982 H	17	56732 H	13	59448 H	113	61618 H	105
52995 HAX	127	56733 H	13	59449 H	113	61619 H	105
52997 H	127	56782 H	64	59453 H	113	61620 HA	37
52999 H	127	56787 H	52	59454 H	113	61642 HX	14
53382 H	127	56790 H	63	59455 H	113	61644 HA	14
53383 H	127	56865 H	119	59456 HB	107, 113	61688 HX	138
53384 HY	127	56949 H	131, 134	59523 HA	27	61689 H	137
53386 H	127	56998 H	61	59547 H	9	61690 H	138
53386 H	127	57009 H	102	59555 H	128	61691 H	142
53386 H	127	57015 H	179, 181	59710 H	13	61702 H	99
53389 HY	127	57034 H	165	59737 H	108, 115	61703 H	99
53391 H	127	57047 H	102	59783 H	128	61704 HX	99
53392 H	127	57048 HX	102	59898 H	55	61706 H	99
53393 H	127	57056 H	165, 167	60192 H	93, 102	61706 H	99
53393 HX	127	57067 H	159	60209 H	52, 64	61707 HX	99
53443 H	108, 115	57272 H	112	60210 H	64	61776 HX	52, 62
53452 HX	127	57314 H	18	60406 H	88	61788 H	52
53624 H	52	57368 H	111	60611 H	52, 61	61789 H	88
53893 H	79	57513 HA	184	60612 H	62	61790 H	88
54113 H	102	57514 HA	184	60614 H	52	61791 H	128
54361 H	62					61802 H	88

I H C Part No.	Page	I H C Part No.	Page	I H C Part No.	Page	I H C Part No.	Page
61811 H	20	62338 HX	152	62766 H	150	63279 H	95
61817 HAX	18	62339 HX	152	62767 H	150	63280 H	95
61818 H	18	62340 HX	152	62768 H	125	63281 H	95
61819 H	18	62346 H	55	62769 HX	137, 138	63282 H	95
61820 HX	18	62347 H	55	62770 H	131	63285 H	95, 96
61860 HA	88	62351 H	85	62771 H	150	63286 H	96
61906 HX	133	62352 H	85	62772 H	150	63287 H	96
61906 HX	133	62353 H	85	62773 H	137, 138	63288 H	96
61907 HA	131	62354 HX	85	62774 H	20	63354 H	95
61908 HA	131	62355 H	85	62775 H	150	63357 H	95, 96
61974 HX	45	62357 HX	85	62776 H	137	63358 H	95, 96
61978 HAX	15	62358 H	85	62777 H	150	63359 H	95, 96
61992 H	55	62360 HA	85	62778 H	150	63360 H	96
61994 H	142	62441 H	20	62779 H	150	63361 H	96
61995 H	142	62442 H	20	62780 H	150	63362 H	96
62090 H	29	62443 H	20	62781 H	150	63363 H	96
62097 H	41	62444 H	20	62782 HA	150	63400 H	55
62102 H	159	62445 H	20	62783 H	150	63402 H	57
62106 H	155, 168	62447 H	20	62784 H	150	63403 H	58
62107 H	168, 173	62448 H	20	62785 H	150	63404 H	55, 79
62110 H	180	62470 H	40, 43	62786 H	150	63406 H	125
62114 H	168	62485 H	85	62787 HA	150	63466 H	47
62115 H	168	62486 H	85	62788 H	168, 173	63467 H	46
62119 HX	180	62488 HA	85	62791 H	143	63468 H	47
62134 HY	167	62498 H	17	62827 H	33	63469 H	46
62141 HX	95, 96	62506 H	85, 128	62829 H	33	63474 H	46
62144 H	149	62507 H	128	62830 H	33	63522 HY	58
62163 H	145	62508 H	128	62838 HA	27	63523 HY	55
62164 H	145	62509 H	128	62853 HX	33	63526 HY	55
62165 H	145	62510 H	128	62854 HA	33	63526 HY	55
62166 H	145	62511 H	128	62855 H	33	63530 HA	55
62204 HX	55	62512 HX	128	62892 H	93	63533 H	55
62204 HY	184	62513 H	128	62893 H	93	63536 H	55, 58
62214 HX	46	62514 H	128	62894 H	93	63537 HY	55, 79
62217 H	181	62517 H	14	62896 HX	93	63538 HY	55, 58
62218 H	181	62519 HX	17	62899 H	93	63539 HY	55, 58
62219 H	183	62556 HX	128	62902 HAX	93	63540 HY	55
62220 H	148	62562 H	128	62906 H	93	63542 HY	55
62221 H	148	62563 H	128	62906 HX	93	63543 HY	55
62222 H	148	62564 H	125	62907 H	93	63544 HY	55
62262 H	58	62585 H	125	62908 H	93	63545 HY	55
62263 H	58	62587 H	125	62909 HX	93	63546 HY	55
62272 HY	58	62588 H	125	62942 HX	53	63547 HY	55
62273 HY	58	62589 H	125	62974 HX	33	63548 HY	55
62300 HX	15	62590 H	125	62978 HX	33	63549 HY	55
62302 H	171	62591 H	125	63079 HA	18	63550 HY	55
62305 H	15	62592 H	125	63089 H	51	63551 HX	56
62312 H	45	62593 H	125	63090 H	51	63552 HX	56
62316 H	27	62626 HX	68	63120 HX	128	63553 HX	56
62317 H	27	62627 H	68	63150 H	127	63571 HY	56
62318 H	27	62628 H	68	63151 H	127	63572 HY	56
62319 HX	27	62629 H	68	63166 H	57	63573 HY	56
62320 H	27	62635 H	85	63167 H	57	63614 HX	56
62327 HAX	27	62652 H	38	63277 H	95, 96	63616 HX	56
62328 HAX	27	62654 H	52	63278 H	95, 96	63616 HX	56

I H C Part No.	Page	I H C Part No.	Page	I H C Part No.	Page	I H C Part No.	Page
63769 H	131	64084 H	128	64706 HX	169, 173	65240 H	47
63770 H	131	64115 HAX	11	64707 H	169, 173	65241 H	14
63771 H	168, 173	64110 H	11	64708 H	169, 173	65285 H	125
63774 H	149, 173	64186 H	29	64713 H	169, 173	65287 H	125
63778 HAX	155, 168	64220 H	29	64722 H	169	65297 H	132, 135
63781 HX	168, 173	64221 H	29	64740 H	169, 173	65306 H	169
63783 HA	155, 168	64226 HX	29	64741 HA	169, 173	65306 H	169, 174
63786 HX	168, 173	64227 HA	29	64744 H	169, 173	65311 H	149
63787 H	155, 168	64230 H	29	64746 H	169, 173	65312 H	149
63788 H	168, 173	64317 H	137	64746 H	169, 173	65321 H	169, 174
63793 H	168	64391 H	115	64747 H	169, 173	65322 H	169, 174
63797 H	168	64414 HA	13	64748 H	169, 173	65323 H	169, 174
63801 H	168, 173	64416 HA	13	64760 H	169, 173	65326 H	46
63808 HX	148, 179	64567 H	19	64761 H	169, 174	65331 H	139
63809 HX	148, 179	64571 H	46	64762 HA	169, 174	65332 H	139
63810 HAX	148	64572 H	47	64763 HA	169, 174	65333 H	139
63811 HAX	148	64573 H	46	64765 HA	169, 174	65334 H	139
63814 H	168	64574 HAX	46	64766 H	169, 174	65353 H	139
63816 H	168	64670 H	47	64768 H	169, 174	65361 HX	173
63816 H	168	64676 H	47	64769 H	169, 174	65376 HX	174
63817 H	168	64607 H	165	64780 H	169, 174,	65488 H	174
63839 H	168, 173	64608 H	165		184	65497 H	174
63840 H	168, 173	64616 H	140	64761 H	169, 174	65498 H	148
63841 H	168, 184	64616 HX	139	64762 H	169, 174	65499 H	174
63844 H	159	64616 H	140	64763 HX	169, 174	65501 H	46
63845 H	159	64616 HX	139	64764 HX	169, 174	65502 H	46
63846 H	159	64617 H	140	64765 H	169, 174,	65506 H	46
63854 H	159	64617 HY	139		185	65600 H	174
63857 H	159	64618 H	141	64766 H	169	65601 H	174
63868 HA	159	64618 HY	139	64767 H	169, 174	65602 H	174
63870 H	54	64623 H	29, 139	64768 H	169, 174	65603 H	174
63871 HX	168, 173	64624 H	139	64771 H	169, 174	65619 H	174
63871 HAX	184	64625 H	139	64788 H	149	65620 H	174
63872 HX	168	64627 H	139	64789 H	149	65621 H	174
63872 HAX	184	64631 H	159	64795 H	172, 185	65622 H	174
63874 HB	159	64634 HX	168	64796 H	172, 177	65623 H	174
63875 HB	159	64636 HX	168	64899 H	46	65624 H	176
63877 HB	159	64638 HX	168	64800 H	46	65632 H	29
63886 HAX	155, 168	64639 HX	168	64917 H	128	65633 H	29
63886 HBX	184	64644 H	165	64930 H	15	65634 H	29
63894 HY	146	64646 H	165	64931 H	53, 67	65635 H	29
63895 HY	146	64667 HX	149	64932 H	165	65636 H	29
63896 HY	146	64673 HA	155, 169,	64964 H	51	65638 H	29
63897 HY	146		184	64965 H	51	65667 HA	149
63990 HX	20	64674 H	155, 169	64966 H	51	65668 HA	149
64022 H	54	64676 H	149	64967 H	51	65669 H	169, 174
64026 HY	56	64676 H	149	64968 H	51	65660 H	169, 174
64038 HX	56	64679 H	149	64972 H	128	65710 H	174
64039 HY	56	64682 H	149	64996 H	51	65711 H	9, 29
64046 H	179	64683 H	149	65160 H	47	65716 H	9, 29
64047 H	179	64687 HX	147	65161 H	46, 47	65722 H	29, 139
64053 H	179	64688 HX	147	65177 H	131, 134	65724 H	139
64057 H	179	64696 H	149	65197 H	29	65725 H	139
64062 H	179	64697 H	140	65212 H	51	65726 H	139
64068 H	128	64698 H	140				

I H C Part No.	Page	I H C Part No.	Page	I H C Part No.	Page	I H C Part No.	Page
66727 H	139	65981 H	140, 141	66568 HY	54	66862 H	155, 170,
66728 H	139	65998 H	71	66580 H	51		175
66729 H	139	66006 H	155, 169	66581 H	51	66869 H	170, 175
66730 H	29	66006 H	155, 169	66582 H	51	66870 H	170, 175
66738 H	140, 141	66007 H	155, 169	66587 HA	144, 145	66871 H	146
66740 H	139	66010 H	176	66590 H	177	66878 H	139
66746 HA	146	66011 HX	177	66597 H	58	66879 H	139
66746 H	147	66042 H	148	66627 H	177	66880 H	139
66756 H	139	66067 H	180	66629 H	177	66887 H	170
66767 HA	146	66070 H	180	66636 H	35	66888 HA	170
66768 HA	146	66071 HA	180	66652 HY	58	66889 H	170, 175
66763 H	147	66076 HAY	180	66671 H	177	66890 H	155, 170
66766 HX	147	66077 HAY	180	66676 H	19	66894 H	170
66767 HX	147	66081 H	29	66681 H	88	66897 H	170
66768 H	29	66082 H	29	66693 H	174, 181	66898 H	170
66769 HY	165	66094 H	174, 179	66694 H	174, 181	66899 H	170
66770 HAZ	165	66096 H	174, 179	66699 H	129	66919 HY	56
66783 HX	29	66108 H	147, 189	66700 HX	174	66921 H	132, 135
66786 H	149	66109 H	147, 189	66709 HX	149, 175	66944 HX	29
66786 H	149	66144 H	144	66720 H	149	66947 HA	149
66787 H	149	66164 HY	56	66721 H	175	66948 HA	149
66788 H	29, 139	66167 HA	23	66730 HX	175	66949 H	149
66789 HX	51	66160 H	23	66746 HX	173	66950 HX	149
66791 H	71	66161 HB	23	66750 H	155, 185	66971 H	105
66792 H	71	66163 H	23	66758 H	148	66980 H	111
66796 H	71	66165 H	23	66759 H	148	66981 H	111
66811 H	84	66176 H	29	66760 H	155, 169	66985 H	95, 96
66818 H	84	66209 H	41	66761 HA	139	66992 HY	56
66819 H	83	66297 H	174, 179	66768 H	155, 169	66995 HY	81
66820 H	83	66298 H	174, 179	66774 H	169	67000 HA	5
66821 H	83	66316 H	143	66779 H	169	67001 HA	3
66822 H	84	66323 H	152	66783 H	169, 175	67006 HX	5
66823 H	84	66337 H	54, 69	66786 H	169, 175	67007 H	38
66824 H	84	66339 H	69, 71	66788 H	169	67009 H	52
66825 H	84	66358 H	169	66796 H	169	67010 H	180
66826 H	84	66407 H	174	66805 H	169	67017 H	73
66827 H	84	66408 H	174	66806 H	170	67018 H	73
66829 H	29	66409 H	174	66812 HA	170, 175	67021 HX	51
66850 H	47	66410 H	174	66813 H	170, 175	67022 HX	152
66867 H	29	66411 H	174	66820 HA	170, 175	67026 H	152
66868 H	58, 77	66417 HX	177	66823 H	170, 175	67051 H	171
66883 H	139	66422 HA	176, 180	66828 H	175	67092 HA	47
66901 HX	30	66463 H	38	66836 HA	176, 180	67092 HAX	46
66902 H	29	66491 HX	129	66837 H	175	67093 H	47
66906 HX	155, 169	66493 HX	92	66838 H	171	67094 H	47
66908 H	71	66507 H	109, 116	66839 H	139	67094 HX	46
66909 H	71	66508 H	109	66847 H	175	67096 H	46
66914 H	139	66509 H	107, 113	66848 HA	170, 175	67097 H	46
66918 H	139	66510 H	107, 113	66849 HA	170, 175	67129 H	57
66929 H	146	66511 H	108, 113	66850 H	170, 175	67145 HY	56
66934 H	139	66512 H	177	66851 H	170, 175	67146 HY	56
66935 H	146	66520 H	116	66852 H	170, 175	67167 HY	56
66937 H	146	66520 HX	113	66853 H	170, 175	67161 H	71
66945 H	146	66521 H	116	66858 H	170, 175	67237 H	54
66946 H	146	66521 HX	113	66860 H	155, 170	67244 H	95, 96

I H C Part No.	Page	I H C Part No.	Page	I H C Part No.	Page	I H C Part No.	Page
67245 H	95	67421 H	155, 171	67866 HX	155, 171	68074 H	134
67246 H	95, 96	67422 H	155, 171	67867 HX	155, 171	68075 H	134
67247 H	95	67423 H	155, 171	67892 H	180	68105 H	54
67262 HX	54	67424 H	171	67893 H	176	68106 H	54
67263 H	54	67425 H	171	67894 H	176, 180	68107 H	54
67313 H	54	67426 H	171	67901 H	159	68112 HY	56
67317 HB	35	67427 H	159	67902 H	176	68178 H	29
67318 HA	35	67436 H	171	67908 H	79, 159	68241 H	57
67332 H	170	67442 H	175	67908 H	159	68241 HX	57
67333 HA	170	67446 HA	146	67909 HX	148	68289 H	83
67334 H	170	67447 HA	146	67910 HX	148	68326 H	127
67337 H	170	67458 HA	29	67914 HX	176	68327 H	127
67338 H	170	67464 H	146	67916 H	185	68423 H	46
67339 H	170	67479 H	146	67916 H	155, 171	68512 H	143
67340 H	170	67497 H	155, 171	67919 H	159	68513 H	9, 143
67341 HX	170	67508 HAX	149	67920 H	176	68514 H	143
67342 HX	170	67509 HAX	149	67929 H	146	68516 H	143
67343 H	170	67516 HX	139	67930 H	146	68516 H	143
67344 H	170	67517 HX	139	67931 HX	146	68517 H	143, 144, 145
67358 H	170	67519 H	171	67932 HX	146		
67364 H	170	67526 H	139	67933 H	146	68583 H	137
67365 H	170	67534 H	175	67934 H	146	68606 HX	172
67369 H	170, 175	67557 H	139	67947 H	155, 171	68609 H	79
67370 H	170, 175	67563 H	155	67968 H	157	68610 H	79
67371 H	170	67564 H	155	67980 H	51	68618 H	177
67372 H	170	67573 H	155	67990 H	5	68624 HY	79
67373 H	175	67575 HA	155	67998 H	171, 176	68628 H	75
67375 H	149	67576 H	171	68000 HX	131	68629 H	75
67379 H	157, 170	67579 H	81	68001 HX	131	68630 HX	172
67382 H	170	67580 H	81	68002 H	131	68641 H	79
67384 H	170, 175	67581 H	81	68003 H	131	68643 H	177
67385 H	149	67582 H	81	68004 HX	131, 134	68744 H	27
67390 H	170, 185	67584 H	81	68005 HX	131	68746 H	27
67391 H	170, 185	67591 H	171, 175	68006 HX	131	68784 H	81
67392 H	170, 185	67593 H	171, 175	68008 H	131	68786 H	81
67393 H	170, 185	67599 H	171, 175	68010 H	131	68850 H	79
67394 H	170	67600 H	159	68011 HX	131	68851 H	79
67396 H	170	67607 H	139	68012 HX	131, 134	69006 HX	71
67400 H	170	67617 H	155, 171	68013 HX	131	69007 HX	71
67402 H	171	67796 H	131	68014 H	131	69008 H	71
67403 H	55, 171	67796 H	155	68015 HX	131	69009 HX	71
67404 H	171	67804 H	157	68016 H	131, 134	69010 HAX	71
67405 H	171	67805 HY	157	68017 H	131	69011 H	71
67406 H	155, 171	67806 HY	157	68018 H	131	69014 H	71
67407 H	159	67807 H	157	68020 H	131	69015 H	71
67408 H	159	67808 H	157	68021 H	131	69016 H	71
67409 H	159	67809 H	157	68022 H	131	69017 HX	71
67410 HA	171, 185	67814 H	157	68023 H	131	69026 H	71
67411 H	171	67815 H	157	68025 H	132, 135	69027 H	71
67412 HA	171, 175	67825 H	157	68041 H	131	69028 H	71
67412 HB	185	67826 H	157	68051 HX	132, 135	69029 H	71
67417 H	155, 171	67827 H	157	68060 H	134	69057 H	58
67418 H	155, 171	67863 HA	171, 176	68061 H	134	69078 HX	41
67419 HA	155, 171	67864 H	171, 176	68065 H	134	69080 H	41
67420 HA	171, 175	67865 H	176	68073 H	134	69081 H	41

I H C Part No.	Page	I H C Part No.	Page	I H C Part No.	Page	I H C Part No.	Page
69088 H	41	69956 H	119	72147 H	79	73142 H	38, 52
69089 HX	41	69957 H	121, 176	72148 H	79	73163 H	57
69094 H	41	69968 H	121	72149 H	79	73176 HA	5
69101 HY	56	69969 H	121	72152 H	79	73178 H	5
69102 HY	56, 58	70519 HY	56	72155 H	79	73243 H	38
69124 H	113	70541 H	33	72166 H	79	73247 HY	56
69145 HA	144	70542 H	33	72167 H	79	73266 H	113
69194 H	19	70664 H	23	72168 H	79	73266 H	58
69275 H	20	70665 H	23	72169 H	79	73266 H	58
69302 H	165	70666 H	23	72162 HX	79	73366 H	77
69303 H	165	70667 H	23	72163 H	79	73367 H	77
69303 HX	165	70668 H	23	72164 H	79	73425 HY	56
69304 H	165	70689 H	23	72192 H	77	73446 H	64
69305 H	165, 167	70670 H	23	72299 HY	58	73540 H	132
69305 H	167	70671 H	23	72328 H	180	73541 H	132
69306 H	165	70672 H	23	72335 H	146	73587 H	131
69307 HX	165	70673 H	23	72346 HA	171	73588 H	131
69309 HX	165	70674 H	23	72347 HA	171	73590 HX	132
69310 HX	165	70734 H	121	72351 HA	171	73924 H	23
69312 H	159	70735 H	121	72352 H	171	73925 H	23
69313 H	159	70782 H	139	72368 H	155	73926 H	23
69316 HA	160	70783 H	139	72454 H	171, 176	73926 HX	23
69317 HAX	160	70754 H	139	72469 H	139	73946 H	81
69318 HAX	160	70755 H	139	72494 H	172, 177	74038 H	67
69319 HAX	160	70762 HX	139	72511 H	179	74039 H	67
69322 H	160	70763 HX	139	72561 H	149	74040 H	67
69323 H	160	70782 H	152	72569 HX	176	74041 H	67
69324 H	160	71047 H	20	72583 H	149	74042 H	67
69326 H	161	71048 HX	20	72584 H	184	74043 H	67
69326 HA	161	71050 H	57	72633 H	148	74044 H	67
69327 HA	161	71148 H	113	72634 HX	148	74045 H	67
69331 H	81	71149 H	113	72636 HX	148	74340 H	54
69333 HY	81	71179 HY	56	72679 H	171	74384 H	46
69346 HY	56, 81	71198 H	58, 95, 96	72724 HX	148	74423 H	51
69424 H	113	71498 H	17	72726 HX	148	74556 H	165
69586 H	58	71540 H	34	72777 H	148	74607 HY	58
69646 HZ	56	71565 HX	149	72778 H	148	74609 H	95, 96
69659 HZ	56	71609 H	29	72830 H	183	74670 H	81
69777 HY	165	71637 H	33, 149	72896 H	183	74671 H	81
69787 H	79	71673 H	73	72975 H	93	74688 H	144
69788 H	79	71684 H	20	72976 H	93	74689 H	144
69886 H	14	71822 H	154	72978 H	93	74690 H	144
69887 HX	14	71908 HX	177	73076 H	161	74745 H	19
69900 HA	77	72093 HY	81	73077 H	161	74914 H	53
69901 HA	77	72096 H	81	73078 H	161	75039 H	33
69947 H	119	72097 H	81	73079 H	161	75041 HX	33
69948 H	119	72098 H	81	73080 H	162	75045 H	5
69949 HA	122	72099 H	81	73081 HX	162	75048 H	41
69950 HA	122	72100 H	81	73084 HX	162	75113 H	137
69951 H	123	72101 H	81	73085 HX	162	75114 H	137
69952 HA	123	72102 H	81	73086 H	162	75117 HX	12
69953 HA	123	72103 H	81	73087 H	162	75118 HX	12
69954 H	123	72143 H	79	73091 HX	20	75119 HX	12
69956 H	119	72146 H	79	73097 H	69, 71	75120 HX	12
		72146 H	79	73140 HA	37	75121 HX	12

I H C Part No.	Page	I H C Part No.	Page	I H C Part No.	Page	I H C Part No.	Page
75122 HX	12	76436 H	157	77623 H	154	78679 H	34
75123 H	12	76436 HX	157	77624 H	154	78680 H	34
75124 H	12	76437 H	157	77625 H	154	78681 H	34
75125 H	12	76438 H	157	77627 H	154	78682 H	129
75126 H	12	76441 H	157	77633 H Y	77	78683 H	84
75127 H	12	76442 H	157	77863 H	95	78684 H	128
75128 H	12	76443 H	157	77864 H	95	78686 H	128
75129 H	12	76444 H	157	77865 H	95	78686 H	84
75130 H	12	76445 H	157	77942 H	55	78687 H	84
75131 H	12	76446 H	157	77970 H	179	78688 H	128
75132 H	12	76447 H	157	77971 H	179	78689 H	84, 128
75133 H	12	76466 H	23	77972 H	179	78690 H	84, 128
75134 H	12	76611 H	41	77973 H	179	78691 H	84
75135 H	12	76810 HZ	58	77974 H	179	78692 H	84
75136 H	12	76940 H	17	77975 H	179	78693 H	128
75137 HX	12	76943 HX	152	77976 H	179	78694 H	34
75139 H	12	76187 H	5	77977 H	179	78695 H	34
75140 H	12	76325 HX	29	77978 H	179	78696 H	34
75141 H	12	76364 H	54	77979 H	179	78697 H	128
75144 H	52	76435 H	154	77980 H	179	78698 H	34
75145 HX	15	76436 H	154	77981 H	179	78699 H	34
75147 HA	39	76437 H	154	77982 H	179	78701 H	34
75148 H	38	76510 H	139	77983 H	179	78702 H	34
75153 H	29	76528 H	185	77984 H	179	78703 H	34
75154 H	19	76603 H	176	77985 H	179	78706 H	34
75155 HX	17	76620 H	71	77986 H	179	78706 H	34
75156 HAX	5	76621 H	71	77987 H	179	78708 H	84, 128
75158 HAY	5	76691 H	171, 176	77989 H	179	78709 H	134
75160 H	15	76918 H	184	77990 H	179	78709 HX	134
75161 HX	19	76924 H	181	77991 H	179	78710 H	134
75161 HY	19	76925 H	181	77992 H	179	78711 H	134
75162 H	19	77090 H	181	77993 H	179	78712 H	134
75163 H	19	77032 HX	181	77994 H	179	78713 H	53
75164 H	19	77033 HX	181	77995 H	179	78714 H	34
75165 H	19	77037 HX	181	77996 H	179	78715 H	128
75165 HX	19	77039 H	181	77997 H	179	78716 H	53
75166 H	19	77040 H	181	78097 H	5	78718 H	71
75167 H	19	77042 H	181	78300 H	108, 113	78719 H	189
75172 H	19	77043 H	181	78365 H	179	78720 H	189
75173 HX	12	77046 H	181, 182	78366 H	179	78720 HX	189
75174 HX	12	77046 H	181	78496 H	51	78721 H	190
75175 HX	12	77047 H	181, 182	78622 H	15	78722 HX	190
75176 HX	12	77048 H	181, 182	78637 H	34	78723 H	189
75177 HX	12	77049 H	181, 182	78638 H	34	78724 H	189
75178 HX	12	77050 H	181, 182	78669 H	34	78725 H	189
75179 HX	12	77051 H	181	78670 H	129	78726 H	189
75202 H	154	77052 H	181	78671 H	129	78727 H	189
75203 H	154	77063 H	182	78671 HX	129	78728 H	189
75377 HX	27	77064 H	182	78672 H	129	78729 H	189
75380 H	27	77069 H	182	78673 H	129	78731 H	189
75381 HX	27	77283 H	134	78674 H	150	78732 H	189
75382 H	27	77412 H	11	78675 H	150	78733 H	189
75383 H	23	77413 H	11	78676 H	134	78734 H	189
75400 H	27	77620 H	154	78677 HX	34	78735 H	189
75433 H	157	77621 H	154	78678 H	34	78736 H	189

I H C Part No.	Page	I H C Part No.	Page	I H C Part No.	Page	I H C Part No.	Page
78737 H	189	80110 H	189	80368 H	186	80428 H	187
78738 H	189	80110 HX	189	80369 H	186	80429 H	187
78739 H	189	80111 H	189	80370 H	186	80430 H	187
78740 H	189	80112 H	189	80371 H	186	80431 H	187
78741 H	189	80113 H	189	80372 H	186	80432 H	187
78742 H	189	80114 H	189	80374 H	186	80433 H	187
78743 H	142	80115 H	190	80376 H	186	80434 H	187
78744 H	142	80116 H	190	80377 H	186	80435 H	187
78745 HX	135	80117 H	190	80378 H	186	80436 H	187
78746 H	134	80118 H	190	80379 H	186	80437 H	187
78747 H	134	80119 H	190	80380 H	186	80438 H	187
78748 H	134	80120 H	135	80381 H	186	80439 H	187
78749 HX	134	80121 H	135	80382 H	186	80440 H	187
78750 H	134	80122 H	135	80383 H	186	80441 H	187
78751 HX	134	80123 H	135	80384 H	186	80442 H	187
78752 HX	134	80124 H	135	80385 H	186	80443 H	187
78754 HX	134	80125 H	135	80386 H	186	80444 H	188
78755 HX	134	80149 H	189	80386 H	186	80445 H	188
78775 HX	134	80150 H	189	80387 H	186	80446 H	188
78776 HX	134	80150 HX	189	80388 H	186	80447 H	188
78777 H	134	80151 H	189	80389 H	186	80448 H	188
78778 HX	134	80152 H	189	80390 H	187	80451 H	188
78779 H	134	80153 H	189	80391 H	187	80452 H	188
78946 H	9	80154 H	189	80392 H	187	80453 H	188
79010 H	154	80155 H	189	80393 H	187	80454 H	188
79099 H	5	80171 H	17	80394 H	187	80455 H	188
79190 H	41	80172 H	17	80395 H	187	80456 H	188
79194 H	41	80173 H	17	80396 H	187	80457 H	188
79201 H	41	80339 H	185	80398 H	187	80458 H	188
79217 HX	58	80341 H	185	80399 H	187	80459 H	188
79218 HY	58	80342 H	185	80400 H	187	80460 H	188
79219 HX	58	80343 H	185	80401 H	187	80461 H	188
79220 H	58	80344 H	186	80402 H	187	80462 H	188
79221 HY	58	80345 H	186	80404 H	187	80465 H	188
79260 H	38, 40	80346 H	186	80405 H	187	80466 H	188
79261 HX	58	80347 H	186	80406 H	187	80467 H	188
79262 HY	58	80348 H	186	80407 H	187	80468 H	188
79289 H	15	80349 H	186	80408 H	187	80469 H	188
79290 H	40	80350 H	186	80409 H	187	80470 H	188
79308 H	69	80351 H	186	80410 H	187	80472 H	147
79564 H	12	80352 H	186	80411 H	187	80473 H	188
79565 H	12	80353 H	186	80412 H	187	80474 H	188
79566 H	12	80354 H	186	80413 H	187	80942 H	142
79567 H	12	80355 H	186	80414 H	187	80943 H	142
79568 H	12	80356 H	186	80416 H	187	80944 H	142
79734 H	69	80357 H	186	80416 H	187	80945 H	142
80097 H	189	80358 H	186	80417 H	187	81069 H	108, 113
80098 H	189	80359 H	186	80418 H	187	81150 H	188
80099 H	189	80360 H	186	80419 H	187	81659 H	181
80100 H	189	80361 H	186	80420 H	187	81663 HX	183
80101 H	189	80362 H	186	80422 H	187	81665 H	183
80102 H	189	80363 H	186	80423 H	187	81665 HX	183
80105 H	189	80366 H	186	80424 H	187	81666 H	183
80108 H	189	80366 H	186	80425 H	187	81667 H	183
80109 H	190	80367 H	186	80426 H	187	81668 H	183
				80427 H	187	81669 H	183

J.H.C. Part No.	Page	J.H.C. Part No.	Page	J.H.C. Part No.	Page	J.H.C. Part No.	Page
1074 Y	117	1709 YB	13	1833 YB	17	2071 Y	123
1076 YAX	111	1710 YA	13	1834 Y	17	2075 Y	123
1077 Y	111	1717 YB	13	1836 Y	17	2076 Y	121
1080 YAX	112	1718 YB	13	1836 Y	17	2093 YX	137
1081 YC	112	1719 YB	13	1837 Y	17	2094 Y	137, 138
1083 Y	112	1720 YA	13	1838 Y	17	2103 Y	138
1084 Y	112	1727 YB	13	1840 Y	17	2110 Y	33
1086 Y	112	1728 YB	13	1852 YB	17	2159 YA	38
1087 YA	112	1729 YB	13	1853 YB	17	2161 YB	43
1088 YC	112	1730 YAX	13	1854 YB	17	2163 Y	40, 43, 45
1089 Y	112	1737 Y	13	1858 Y	17	2541 Y	176
1090 Y	112	1738 Y	13	1859 YA	17	2544 Y	176
1091 YA	112	1739 Y	13	1861 Y	20	2500 YB	176
1094 Y	112	1740 Y	13	1862 YEX	14	2853 Y	29
1095 Y	112	1741 Y	17	1863 Y	14	2918 Y	137, 138
1096 Y	112	1742 Y	17	1866 Y	13	2926 YA	176
1097 Y	112	1744 YA	5	1867 Y	13	2968 Y	137
1098 Y	112	1746 Y	5	1868 Y	20	2960 Y	13
1099 Y	112	1748 Y	5	1872 Y	38	2978 YA	29
1100 Y	112	1749 Y	9	1876 Y	15	3003 Y	17
1101 Y	112	1750 YA	9	1886 Y	15	3012 Y	152
1102 Y	112	1754 Y	17	1887 Y	15	3026 YE	11
1103 Y	112	1762 YA	5	1888 Y	15	3029 YE	11
1104 Y	112	1763 Y	5	1896 Y	19, 52	3032 YE	11
1105 Y	112	1770 Y	14	1906 Y	19		
1106 Y	89, 99, 102	1773 YEX	9	1912 Y	19		
1109 Y	111	1783 Y	9	1912 YCX	18		
1110 Y	111	1784 YF	13	1916 Y	18		
1112 Y	111	1786 Y	13	1918 YAX	18		
1113 Y	111	1787 Y	13	1919 Y	18		
1119 Y	111	1789 Y	14	1920 Y	18	265 G	62
1120 Y	111	1791 Y	14	1921 Y	18	405 C	53, 67
1121 Y	111	1792 YA	13	1922 Y	8	429 V	53, 67
1145 Y	129	1793 Y	13	1923 YA	8	471 P	54
1151 Y	85, 128	1794 YB	19	1924 Y	8	481 W	54
1165 Y	107	1797 YAX	11	1925 YA	9	528 C	53, 67
1166 Y	107	1798 YAX	11	1926 Y	9	622 R	52, 60
1222 Y	137, 138	1799 YAX	11	1928 Y	9	681 E	52, 61
1223 Y	137, 138	1800 YAX	11	1931 YA	8	739 H	53, 66
1333 Y	133	1801 YAX	11	1932 YA	9	934 F	52, 64
1335 Y	133	1802 YAX	11	1944 Y	89	946 P	52, 61
1336 YA	133	1803 Y	11	1945 Y	89	958 D	52, 62
1337 Y	133	1804 Y	11	1956 Y	89	K-16-2002	54, 68
1404 Y	176	1805 Y	11	1959 Y	89	1549	53
1529 Y	180	1806 Y	11	1962 Y	89	5597	53, 65
1679 Y	52	1807 Y	11	1963 Y	89	1116004	52
1690 YLX	5	1809 Y	11	1973 Y	89	823305	73, 75
1690 YMY	5	1810 Y	11	1977 Y	89, 95		
1690 YH	21	1811 Y	11	1979 Y	89		
1691 Y	17	1812 Y	11	1981 Y	89		
1694 Y	5	1819 Y	11, 12	1982 Y	89		
1696 Y	8	1823 YF	11	1983 Y	89		
1698 YA	13	1826 YF	11	1984 Y	89		
1707 YB	13	1829 YF	11	2049 H	83		
1708 YB	13	1832 Y	17	2066 Y	121, 180		
				2070 Y	123		

Delco-Remy Units

I H C Part No.	Page	I H C Part No.	Page	I H C Part No.	Page	I H C Part No.	Page	
WAGNER ELECT. CO. HYDRAULIC BRAKE PARTS		FC 1499	108, 115	FC 2951	125	FC 3713	127	
		FC 2037	127	FD 3006	108	FC 3861	127	
		FD 2097	115	FC 3024	108, 115	FC 4073	127	
		FD 2398	127	FC 3048	125	FC 4088	127	
		FD 2399	127	FC 3050	125	FC 4187	125	
	FC 602	127	FC 2679	115	FC 3572	127	FC 4188	125
	FC 603	127	FC 2928	127	FC 3678	127	FC 4333	127
	FC 939	127	FC 2930	127	FC 3687	127	FC 4378	127
	FC 1241	115	FC 2931	127	FC 3700 A	125	FC 6110	127
	FC 1242	115	FC 2933	108, 115	FC 3707	127		
FC 1243	115, 125	FC 2934	108, 115	FC 3709	127			
FC 1498	108, 115	FC 2937	108, 115	FC 3710	127			

